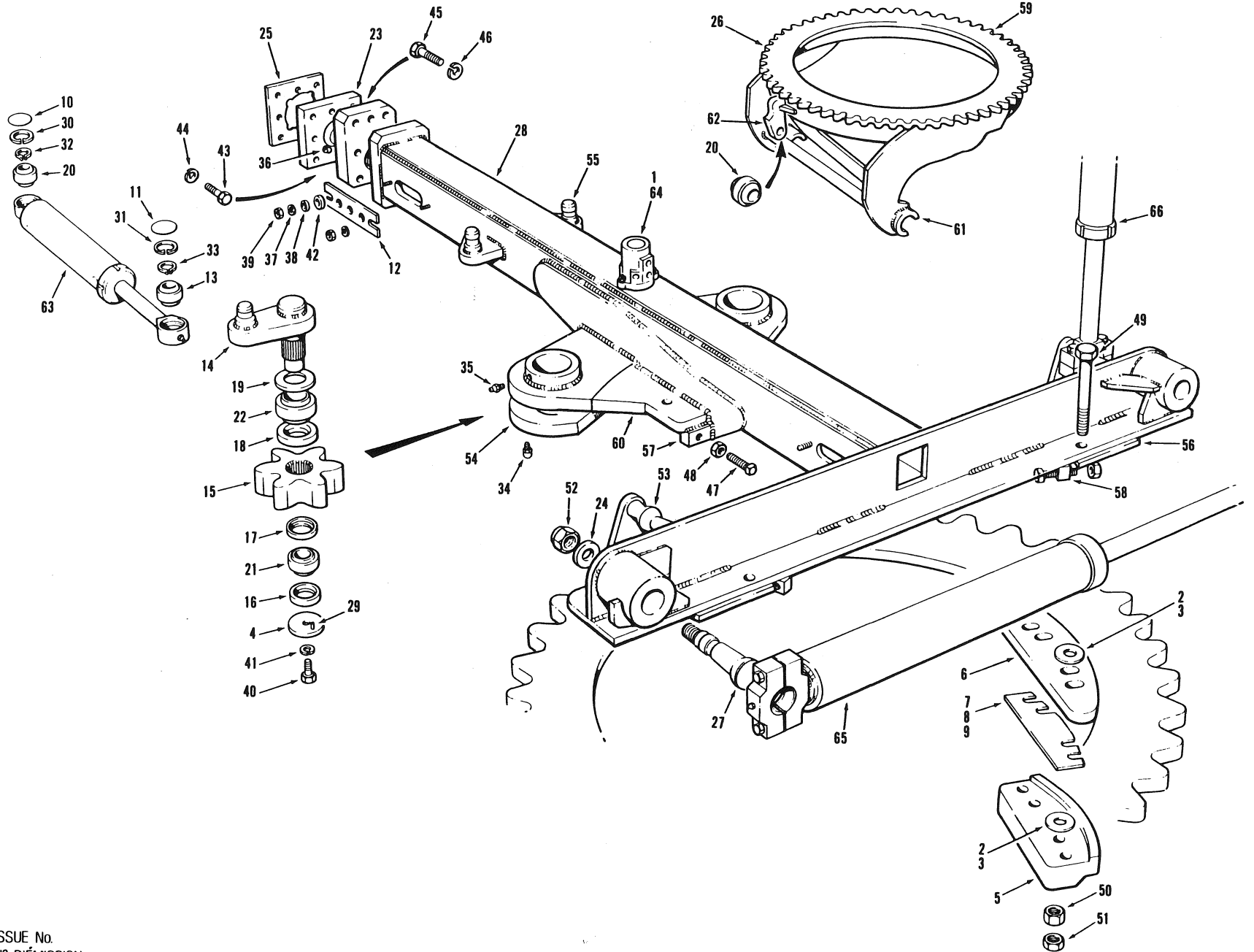


CHAMPION ROAD MACHINERY



USE ONLY CHAMPION APPROVED PARTS

EFFECTIVE SERIAL NUMBERS) 16224, 16245 & UP
 NUMEROSI DE SERIE EFFETTIVI(SI)
 NUMEROSI DE SERIE EFECTIVOS(S)
 U.S. 2021-2 & UP

700 SERIES
 SERIE 700

SECTION 2 PAGE 1
 SECCION 2 PAGINA 1

ISSUE No.
 N° D'ÉMISSION
 N° DE EDICION 1

CIRCLE & DRAWBAR ASSEMBLY - MODEL 710/710A

OCTOBER 1984

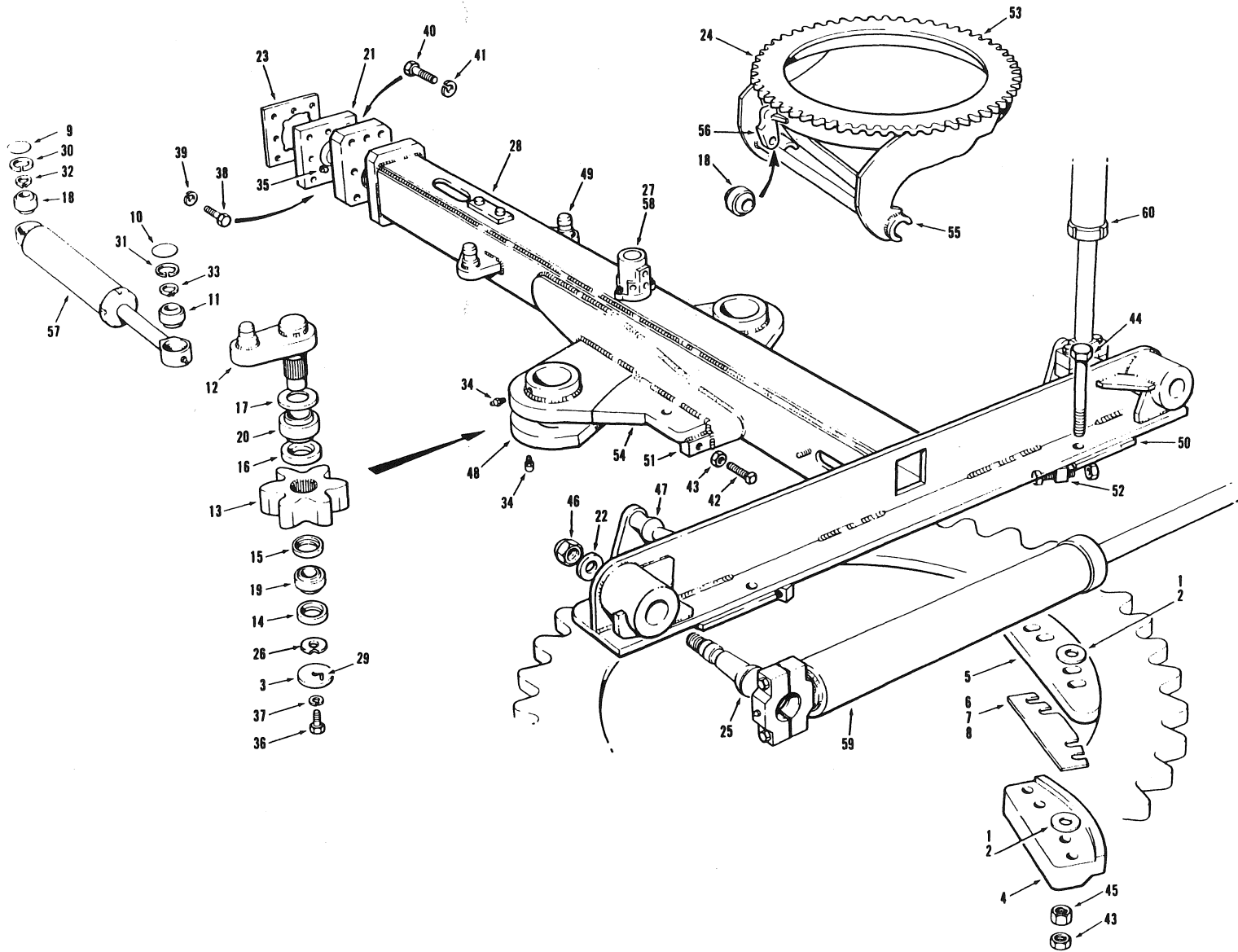
FOR LIST OF PARTS - TURN THIS PAGE

POUR LA LISTE DES PIÈCES - VOIR AU VERSO

PARA LA LISTA DE LAS PIEZAS - VER AL VERSO

SECTION 2		PAGE 2		ISSUE No. 1		CIRCLE & DRAWBAR ASSEMBLY - MODEL 710/710A				OCTOBER 1984	
No. N° N°	PART No. N° DE PIÈCE N° DE PIEZA	DESCRIPTION DÉSCRIPTION DESCRIPCION	No. REQ. N° REQ. N° REQ.	REMARKS REMARQUES NOTAS	No. N° N°	PART No. N° DE PIÈCE N° DE PIEZA	DESCRIPTION DÉSCRIPTION DESCRIPCION	No. REQ. N° REQ. N° REQ.	REMARKS REMARQUES NOTAS		
1	37007	SHIM - CIRCLE TURN VALVE	A.R.		37	14A-06	LOCKWASHER	4			
2	5670A	SHIM - .010"	A.R.		38	14C-06	FLATWASHER	4			
3	5670B	SHIM - .020"	A.R.		39	30A-06	NUT	4			
4	7361	WASHER	2		40	50A-0808	BOLT	2			
5	12082	PLATE - CLAMP	3		41	14A-08	LOCKWASHER	6			
6	12086	PLATE - GUIDE	3		42	14C-08	FLATWASHER	4			
7	12119-10	SHIM - 10 Ga.	A.R.		43	51A-1018	BOLT	8			
8	12119-16	SHIM - 16 Ga.	A.R.		44	14A-10	LOCKWASHER	12			
9	12119-20	SHIM - 20 Ga.	A.R.		45	51A-1222	BOLT	8			
10	15358	EXPANSION PLUG	2		46	14A-12	LOCKWASHER	8			
11	16507	EXPANSION PLUG	2		47	70F-1664	SETSCREW	6			
12	17521	MOUNTING PLATE	2		48	30D-16	NUT	6			
13	18340	PLAIN BEARING - 40mm	2		49	50A-1856	BOLT	6			
14	18759	CIRCLE CRANK	2		50	30A-18	NUT	6			
15	18760	CIRCLE DRIVE PINION	2		51	30D-18	JAM NUT	6			
16	19156	BEARING SEAL - BOTTOM - 70mm	2		52	37H-20	LOCKNUT	2			
17	19157	BEARING SEAL - TOP - 50mm	2								
18	19158	BEARING SEAL - BOTTOM - 50mm	2		53	1495E	BALL PIN	2			
19	19159	BEARING SEAL - TOP - 70mm	2		54	12087-16	DRIVE PINION MOUNT ASSY.	1			
20	19629	PLAIN BEARING - 35mm	3		55	12954	ANCHOR STUD	2			
21	19630	PLAIN BEARING - 50mm	2		56	14117-15	RUB PLATE	2			
22	19631	PLAIN BEARING - 70mm	2		57	14117-19	SCREW BLOCK - FRONT	1			
23	25067	BALL STUD	1		58	14117-21	SCREW BLOCK - REAR	2	REPAIR PARTS		
24	25287	WASHER	2		59	23638	6 TOOTH SEGMENT	A.R.			
25	27340	SHIM - .010"	A.R.		60	27719	MOUNT PLATE - FRONT	1			
26	27981	CIRCLE - C/W SINGLE CYLINDER TILT LUG	1		61	27983	ARM PIVOT	2			
27	30203	BALL STUD	2		62	27984	MOUNTING LUG - TILT CYLINDER	1			
28	36620	DRAWBAR	1								
29	13J-0816	ROLL PIN	2		63		CIRCLE TURN CYLINDER	REF.	SECTION 2		
30	19B-218	SNAP RING	2						PAGES 7/8		
31	19B-244	SNAP RING	2		64		CIRCLE TURN VALVE	REF.	SECTION 2		
32	19C-137	SNAP RING	2						PAGES 9/10		
33	19C-156	SNAP RING	2		65		CIRCLE SHIFT CYLINDER	REF.	SECTION 2		
34	29A-02	GREASE FITTING	4		66		BLADE LIFT CYLINDER	REF.	PAGES 11/12		
35	29A-04	GREASE FITTING	2						SECTION 3		
36	29B-02	GREASE FITTING	1						PAGES 5/6		
						33276	GUIDE AND CLAMP PLATE KIT - INCLUDES ITEMS 2,3 & 5 TO 9	A.R.			

CHAMPION ROAD MACHINERY



EFFECTIVE SERIAL NUMBER(S) 16886,16887,16894 & UP
 NUMEROS (S) DE SERIE EFFECTIFS 16886,16887,16894 & UP
 NUMEROS (S) DE SERIE EFECTIVOS 16886,16887,16894 & UP

700 SERIES
 SERIE 700

SECTION 2 PAGE 1
 SECCION 2 PAGINA 1

ISSUE No.
 N° D'ÉMISSION
 N° DE EDICION 2

CIRCLE & DRAWBAR ASSEMBLY - MODEL 710/710A

JULY 1986

FOR LIST OF PARTS - TURN THIS PAGE

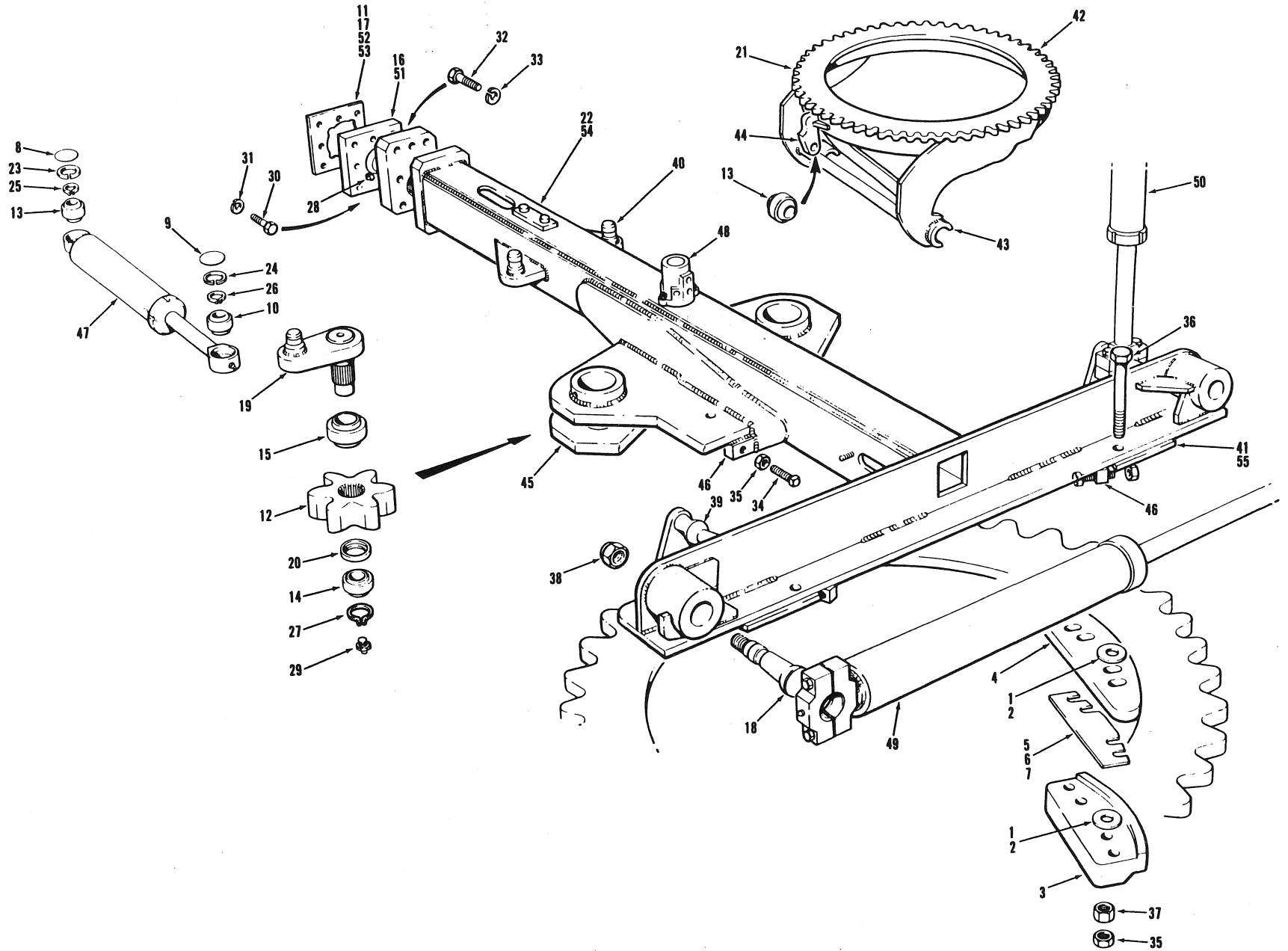
POUR LA LISTE DES PIÈCES - VOIR AU VERSO

PARA LA LISTA DE LAS PIEZAS - VER AL VERSO

USE ONLY CHAMPION ROAD MACHINERY APPROVED PARTS

SECTION SECCION 2		PAGE PAGINA 2	ISSUE No. N° D'ÉMISSION N° DE EDICION 2	CIRCLE & DRAWBAR ASSEMBLY - MODEL 710/710A				JULY 1986	
No. N° N°	PART No. N° DE PIÈCE N° DE PIEZA	DESCRIPTION DESCRIPTION DESCRIPCION	No. REQ. N° REQ. N° REQ.	REMARKS REMARQUES NOTAS	No. N° N°	PART No. N° DE PIECE N° DE PIEZA	DESCRIPTION DESCRIPTION DESCRIPCION	No. REQ. N° REQ. N° REQ.	REMARKS REMARQUES NOTAS
1	5670A	SHIM - .010"	A.R.		36	50A-0808	BOLT	2	
2	5670B	SHIM - .020"	A.R.		37	14A-08	LOCKWASHER	2	
3	7361	WASHER	2		38	51A-1020	BOLT	8	
4	12082	PLATE - CLAMP	3		39	14A-10	LOCKWASHER	12	
5	12086	PLATE - GUIDE	3		40	51A-1222	BOLT	8	
6	12119-10	SHIM - 10 GA.	A.R.		41	14A-12	LOCKWASHER	8	
7	12119-16	SHIM - 16 GA.	A.R.		42	70F-1664	SETSCREW	6	
8	12119-20	SHIM - 20 GA.	A.R.		43	30D-16	NUT	12	
9	15358	EXPANSION PLUG	2		44	50A-1664	BOLT	6	
10	16507	EXPANSION PLUG	2		45	30A-16	NUT	6	
11	18340	PLAIN BEARING - 40mm	2		46	37H-20	LOCKNUT	2	
12	18759	CIRCLE CRANK	2						
13	18760	CIRCLE DRIVE PINION	2		47	1495E	BALL PIN	2	
14	19156	BEARING SEAL - BOTTOM - 70mm	2		48	12087-16	DRIVE PINION MOUNT ASSY.	1	
15	19157	BEARING SEAL - TOP - 50mm	2		49	12954	ANCHOR STUD	2	
16	19158	BEARING SEAL - BOTTOM - 50mm	2		50	14117-15	RUB PLATE	2	
17	19159	BEARING SEAL - TOP - 70mm	2		51	14117-19	SCREW BLOCK - FRONT	1	REPAIR PARTS
18	19629	PLAIN BEARING - 35mm	3		52	14117-21	SCREW BLOCK - REAR	2	
19	19630	PLAIN BEARING - 50mm	2		53	23638	6 TOOTH SEGMENT	A.R.	
20	19631	PLAIN BEARING - 70mm	2		54	27719	MOUNT PLATE - FRONT	1	
21	25067	BALL STUD	1		55	27983	ARM PIVOT	2	
22	25287	WASHER	2		56	27984	MOUNTING LUG - TILT CYLINDER	1	
23	27340	SHIM - .010"	A.R.						
24	27981	CIRCLE - C/W SINGLE CYLINDER TILT LUG	1		57		CIRCLE TURN CYLINDER	REF.	SECTION 2 PAGE 8
25	30203	BALL STUD	2						
26	*36092	SPACER	A.R.		58		CIRCLE TURN VALVE	REF.	SECTION 2 PAGE 10
27	*41384	SHIM - CIRCLE TURN VALVE	A.R.						
28	*42380	DRAWBAR	1		59		CIRCLE SHIFT CYLINDER	REF.	SECTION 2 PAGE 12
29	*13J-0816	ROLL PIN	2		60		BLADE LIFT CYLINDER	REF.	SECTION 3 PAGE 6
30	19B-218	SNAP RING	2						
31	19B-244	SNAP RING	2						
32	19C-137	SNAP RING	2						
33	19C-156	SNAP RING	2						
34	29A-02	GREASE FITTING	6						
35	29B-02	GREASE FITTING	1						
						33276	GUIDE AND CLAMP PLATE KIT - INCLUDES ITEMS 1,2, & 4 TO 8	A.R.	

CHAMPION ROAD MACHINERY



EFFECTIVE SERIAL NUMBERS) 17859 TO 19528
 NUMEROS) DE SERIE EFFECTIF(S)
 NUMEROS) DE SERIE EFFECTIVOS)
 U.S. 2655-2 TO 2658-2

700 SERIES
 SERIE 700

SECTION 2 PAGE 1
 SECCION 2 PAGINA 1

ISSUE No.
 N° D'ÉMISSION
 N° DE EDICION 3 REVISION C

CIRCLE & DRAWBAR ASSEMBLY - MODEL 710/710A

APRIL 1989

FOR LIST OF PARTS - TURN THIS PAGE

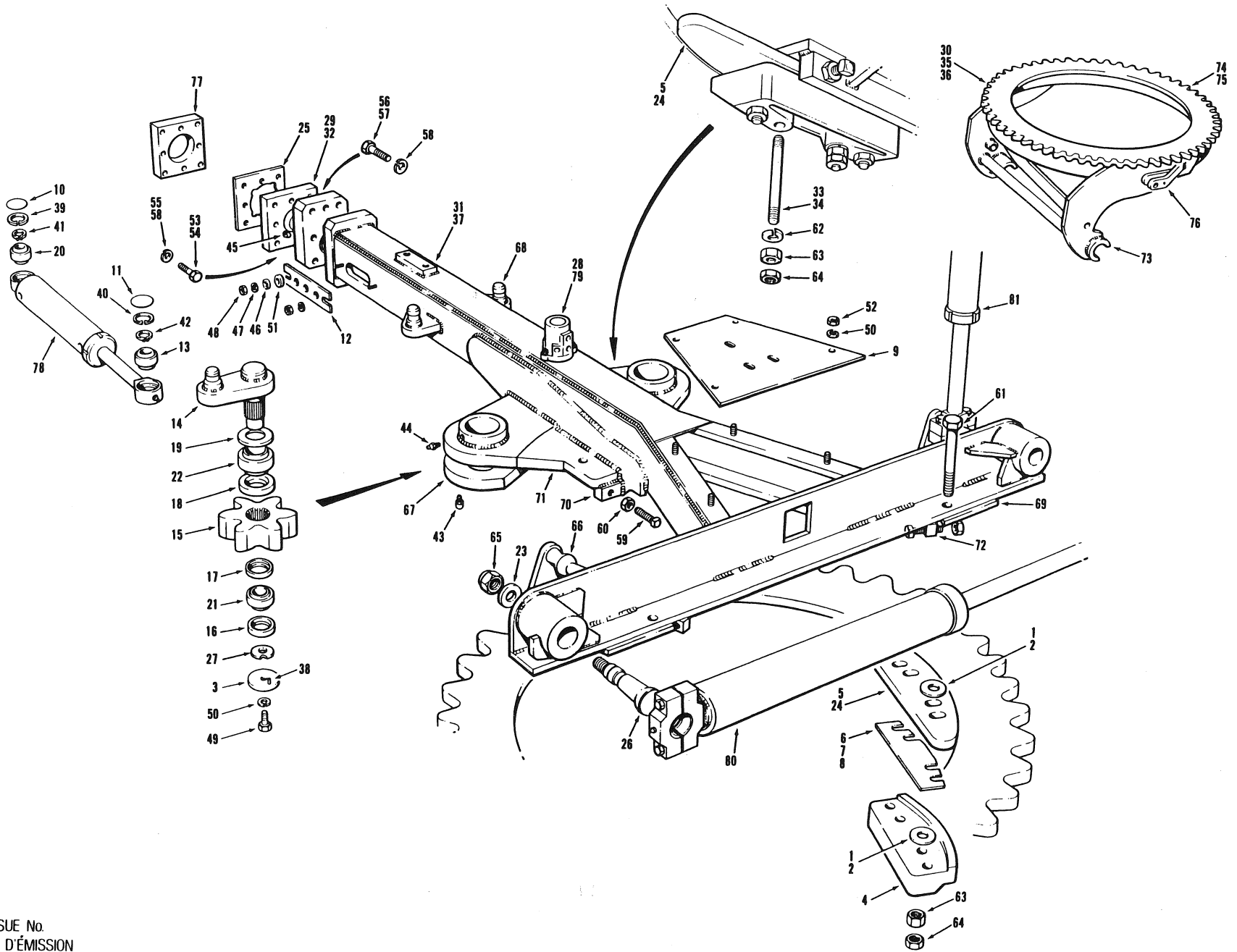
POUR LA LISTE DES PIÈCES - VOIR AU VERSO

PARA LA LISTA DE LAS PIEZAS - VER AL VERSO

USE ONLY CHAMPION APPROVED PARTS

SECTION SECCION 2		PAGE PAGINA 2	ISSUE No. N° D'ÉMISSION N° DE EDICION 3	REVISION C	CIRCLE & DRAWBAR ASSEMBLY - MODEL 710/710A			APRIL 1989	
No. N°	PART No. N° DE PIÈCE N° DE PIEZA	DESCRIPTION DESCRIPTION DESCRIPCION	No. REQ. N° REQ. N° REQ.	REMARKS REMARQUES NOTAS	No. N°	PART No. N° DE PIÈCE N° DE PIEZA	DESCRIPTION DESCRIPTION DESCRIPCION	No. REQ. N° REQ. N° REQ.	REMARKS REMARQUES NOTAS
1	5670A	SHIM - .010"	A.R.		30	51A-1020	BOLT	8	
2	5670B	SHIM - .020"	A.R.		31	14A-10	LOCKWASHER	8	
3	12082	PLATE - CLAMP	3		32	51A-1222	BOLT	8	
4	12086	PLATE - GUIDE	3		33	14A-12	LOCKWASHER	8	
5	12119-10	SHIM - 10 GA.	A.R.		34	70F-1664	SETSCREW	6	
6	12119-16	SHIM - 16 GA.	A.R.		35	30D-16	NUT	12	
7	12119-20	SHIM - 20 GA.	A.R.		36	50A-1664	BOLT	6	
8	15358	EXPANSION PLUG	2		37	30A-16	NUT	6	
9	16507	EXPANSION PLUG	2		38	37H-20	LOCKNUT	2	
10	18340	PLAIN BEARING - 40mm	2						
11	18494	SHIM - .020"	A.R.		39	1495E	BALL PIN	2	} REPAIR PARTS
12	18760	CIRCLE DRIVE PINION	2		40	12954	ANCHOR STUD	2	
13	19629	PLAIN BEARING - 35mm	3		41	46344	RUB PLATE	2	
14	19630	PLAIN BEARING - 50mm	2		42	23638	6 TOOTH SEGMENT	A.R.	
15	19631	PLAIN BEARING - 70mm	2		43	27983	ARM PIVOT	2	
16	25067	BALL STUD	1		44	27984	MOUNTING LUG - TILT CYLINDER	1	
17	27340	SHIM - .010"	A.R.		45	42851	DRIVE PINION MOUNT ASSY.	1	
18	30203	BALL STUD	2		46	45714	SCREW BLOCK - FRONT & REAR	3	
19	45742	CIRCLE CRANK	2						
20	42855	SPACER	2		47		CIRCLE TURN CYLINDER	REF.	SECTION 2 PAGE 8
21	44403	CIRCLE - C/W SINGLE CYLINDER TILT LUG	1		48		CIRCLE TURN VALVE	REF.	SECTION 2 PAGE 10
22	44777	DRAWBAR	1		49		CIRCLE SHIFT CYLINDER	REF.	SECTION 2 PAGE 12
23	19B-218	SNAP RING	2		50		BLADE LIFT CYLINDER	REF.	SECTION 3 PAGE 6
24	19B-244	SNAP RING	2						
25	19C-137	SNAP RING	2						
26	19C-156	SNAP RING	2						
27	19F-050	SNAP RING	2						
28	29D-02	GREASE FITTING	1			33276	GUIDE AND CLAMP PLATE KIT - INCLUDES ITEMS 1 TO 7	A.R.	
29	29E-04	GREASE FITTING	2				<u>MOVEABLE POINT DRAWBAR ASSY.</u>		
					51	45752	BALL STUD	1	
					52	48405	SHIM - .010"	A.R.	
					53	48406	SHIM - .020"	A.R.	
					54	49147	DRAWBAR	1	
					55	45913	RUB PLATE	2	REPAIR PART

CHAMPION ROAD MACHINERY



EFFECTIVE SERIAL NUMBER(S) 16224, 16245 TO 16885
 NUMEROS(S) DE SERIE EFFECTIFS(S) & 16888 TO 16893
 NUMEROS(S) DE SERIE EFECTIVOS(S)
 U.S. 2021-2 TO 2471-2

700 SERIES
 SERIE 700

SECTION 2 PAGE 3
 SECCION 2 PAGINA 3

ISSUE No.
 N° D'ÉMISSION
 N° DE EDICION 1 REVISION A

CIRCLE & DRAWBAR ASSEMBLY - 720 THRU 760

JULY 1986

FOR LIST OF PARTS - TURN THIS PAGE

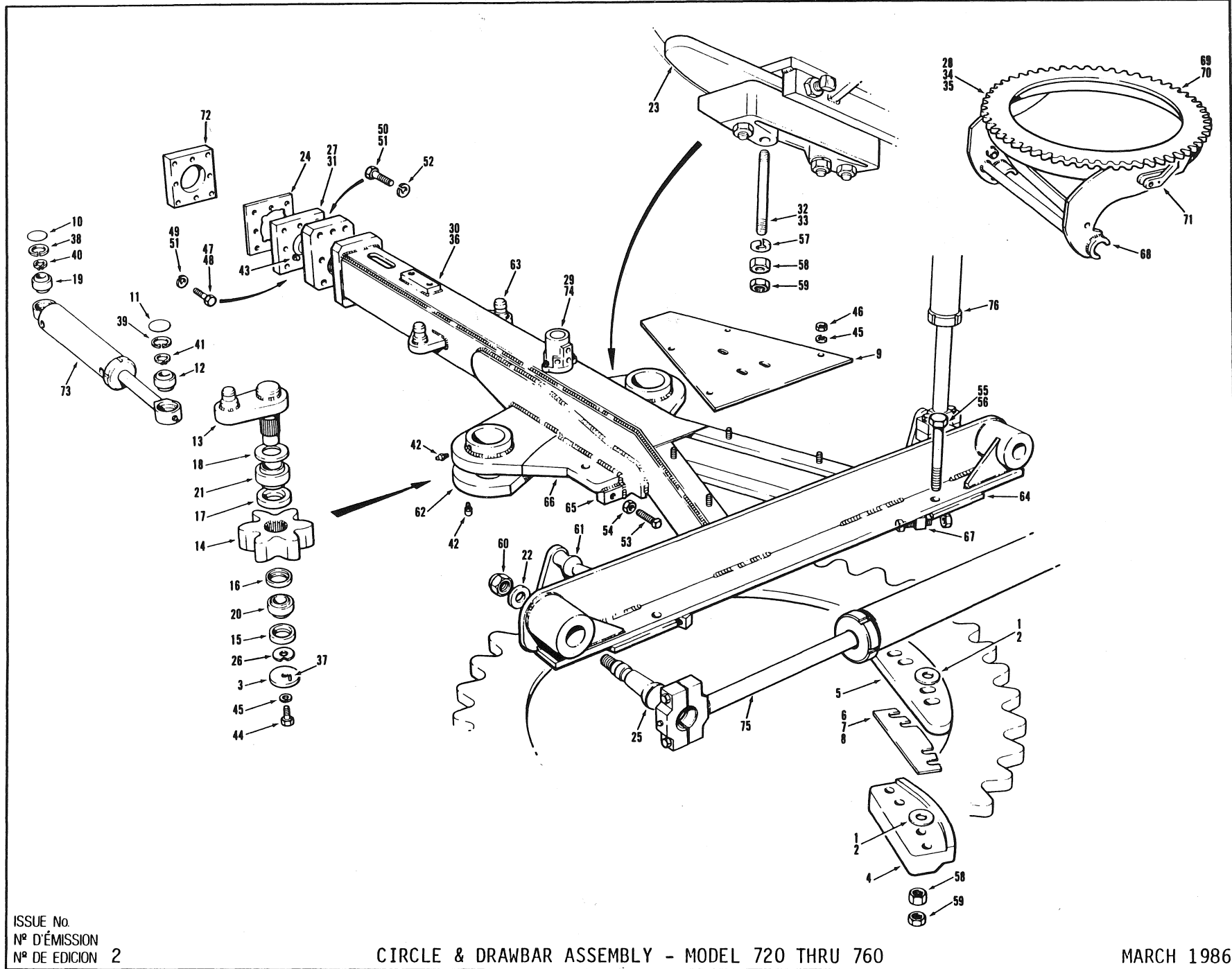
POUR LA LISTE DES PIÈCES - VOIR AU VERSO

PARA LA LISTA DE LAS PIEZAS - VER AL VERSO

USE ONLY CHAMPION ROAD MACHINERY APPROVED PARTS

SECTION SECCION 2		PAGE PAGINA 4	ISSUE No. N° D'ÉMISSION N° DE EDICION	1 REVISION A	CIRCLE & DRAWBAR ASSEMBLY - MODEL 720 THRU 760					JULY 1986	
No. N° N°	PART No. N° DE PIÈCE N° DE PIEZA	DESCRIPTION DESCRIPTION DESCRIPCION	No. REQ. N° REQ. N° REQ.	REMARKS REMARQUES NOTAS	No. N° N°	PART No. N° DE PIECE N° DE PIEZA	DESCRIPTION DESCRIPTION DESCRIPCION	No. REQ. N° REQ. N° REQ.	REMARKS REMARQUES NOTAS		
1	5670A	SHIM - .010"	A.R.		46	14C-06	FLATWASHER	4			
2	5670B	SHIM - .020"	A.R.		47	14A-06	LOCKWASHER	4			
3	7361	WASHER	2		48	30A-06	NUT	4			
4	12082	CLAMP PLATE	3		49	50A-0816	BOLT	2			
5	12086	GUIDE PLATE - LIGHT & MEDIUM CIRCLE	3		50	14A-08	LOCKWASHER	6			
6	12119-10	SHIM - 10 Ga.	A.R.		51	14C-08	FLATWASHER	4			
7	12119-16	SHIM - 16 Ga.	A.R.		52	30A-08	NUT	4			
8	12119-20	SHIM - 20 Ga.	A.R.		53	51A-1020	BOLT - (USED WITH ITEM 29)	8			
9	12924	COVER PLATE	1		54	51A-1232	BOLT - (USED WITH ITEM 32)	8			
10	15358	EXPANSION PLUG	2		55	14A-10	LOCKWASHER	8			
11	16507	EXPANSION PLUG	2		56	51A-1224	BOLT - (USED WITH ITEM 29)	8			
12	17521	MOUNTING PLATE	2		57	51A-1228	BOLT - (USED WITH ITEM 32)	8			
13	18340	PLAIN BEARING - 40mm	2		58	14A-12	LOCKWASHER	16			
14	18759	CIRCLE CRANK	2		59	70F-1664	SETSCREW	6			
15	18760	CIRCLE DRIVE PINION	2		60	30D-16	NUT	6			
16	19156	BEARING SEAL - BOTTOM - 70mm	2		61	*50A-1664	BOLT	6			
17	19157	BEARING SEAL - TOP - 50mm	2		62	14A-18	LOCKWASHER	2			
18	19158	BEARING SEAL - BOTTOM - 50mm	2		63	30A-18	NUT	A.R.			
19	19159	BEARING SEAL - TOP - 70mm	2		64	30D-18	JAM NUT	A.R.			
20	19629	PLAIN BEARING - 35mm	3		65	37H-20	LOCKNUT	2			
21	19630	PLAIN BEARING - 50mm	2								
22	19631	PLAIN BEARING - 70mm	2								
23	25287	WASHER	2		66	1495E	BALL PIN	2			
24	25382	GUIDE PLATE - HEAVY CIRCLE	3		67	12087-16	DRIVE PINION MOUNT ASSY.	1			
25	27340	SHIM - .010" - SHORT BALL STUD	A.R.		68	12954	ANCHOR STUD	2			
	32140	SHIM - .020" - LONG BALL STUD	A.R.		69	14117-15	RUB PLATE	2			
	32141	SHIM - .010" - LONG BALL STUD	A.R.		70	14117-19	SCREW BLOCK - FRONT	1			
26	30203	BALL STUD	2		71	14117-20	MOUNT PLATE - FRONT	1	REPAIR PARTS		
27	*36092	SHIM	2		72	14117-21	SCREW BLOCK - REAR	2			
28	37007	SHIM - CIRCLE TURN VALVE	A.R.		73	14122-4	ARM PIVOT	2			
29	25067	BALL STUD - SHORT	1	720, 720A 730 & 730A	74	23638	6 TOOTH SEGMENT - LIGHT CIRCLE	A.R.			
30	32388	CIRCLE - LIGHT	1		75	27577	6 TOOTH SEGMENT - MEDIUM & HEAVY CIRCLE	A.R.			
31	36004	DRAWBAR - LIGHT	1		76	27721	STRADDLE MOUNT	2			
32	32071	BALL STUD - LONG	1	740, 740A & 760	77	32394	BALL SEAT - LONG BALL STUD	1		760 OPTIONAL 740 & 740A	
33	24323	STUD - MEDIUM CIRCLE	2		78		CIRCLE TURN CYLINDER	REF.			SECTION 2 PAGES 8
34	34803	STUD - HEAVY CIRCLE	2		79		CIRCLE TURN VALVE	REF.			SECTION 2 PAGES 10
35	32389	CIRCLE - MEDIUM	1		80		CIRCLE SHIFT CYLINDER	REF.			SECTION 2 PAGES 12
36	32390	CIRCLE - HEAVY (OPTIONAL ON 740/740A)	1		81		BLADE LIFT CYLINDER	REF.	SECTION 3 PAGES 6		
37	35994	DRAWBAR - HEAVY	1								
38	13J-0816	ROLL PIN	2								
39	19B-218	SNAP RING	2								
40	19B-244	SNAP RING	2								
41	19C-137	SNAP RING	2								
42	19C-156	SNAP RING	2			33276	GUIDE & CLAMP PLATE KIT - LIGHT & MEDIUM CIRCLE - INCLUDES ITEMS 1, 2 & 4 TO 8	A.R.			
43	29A-02	GREASE FITTING	4								
44	29A-04	GREASE FITTING	2			33277	GUIDE & CLAMP PLATE KIT - HEAVY CIRCLE - INCLUDES ITEMS 1, 2, 4, 6, 7, 8 & 24	A.R.			
45	29B-02	GREASE FITTING	1								

CHAMPION ROAD MACHINERY



EFFECTIVE SERIAL NUMBERS) 16886,16887,16894 & UP
 NUMEROSI DE SERIE EFFETTIVI)
 NUMEROSI DE SERIE EFECTIVOS)
 U.S. 2472-2 & UP

700 SERIES
 SERIE 700

SECTION 2 PAGE 3
 SECCION 2 PAGINA 3

ISSUE No.
 N° D'ÉMISSION
 N° DE EDICION 2

CIRCLE & DRAWBAR ASSEMBLY - MODEL 720 THRU 760

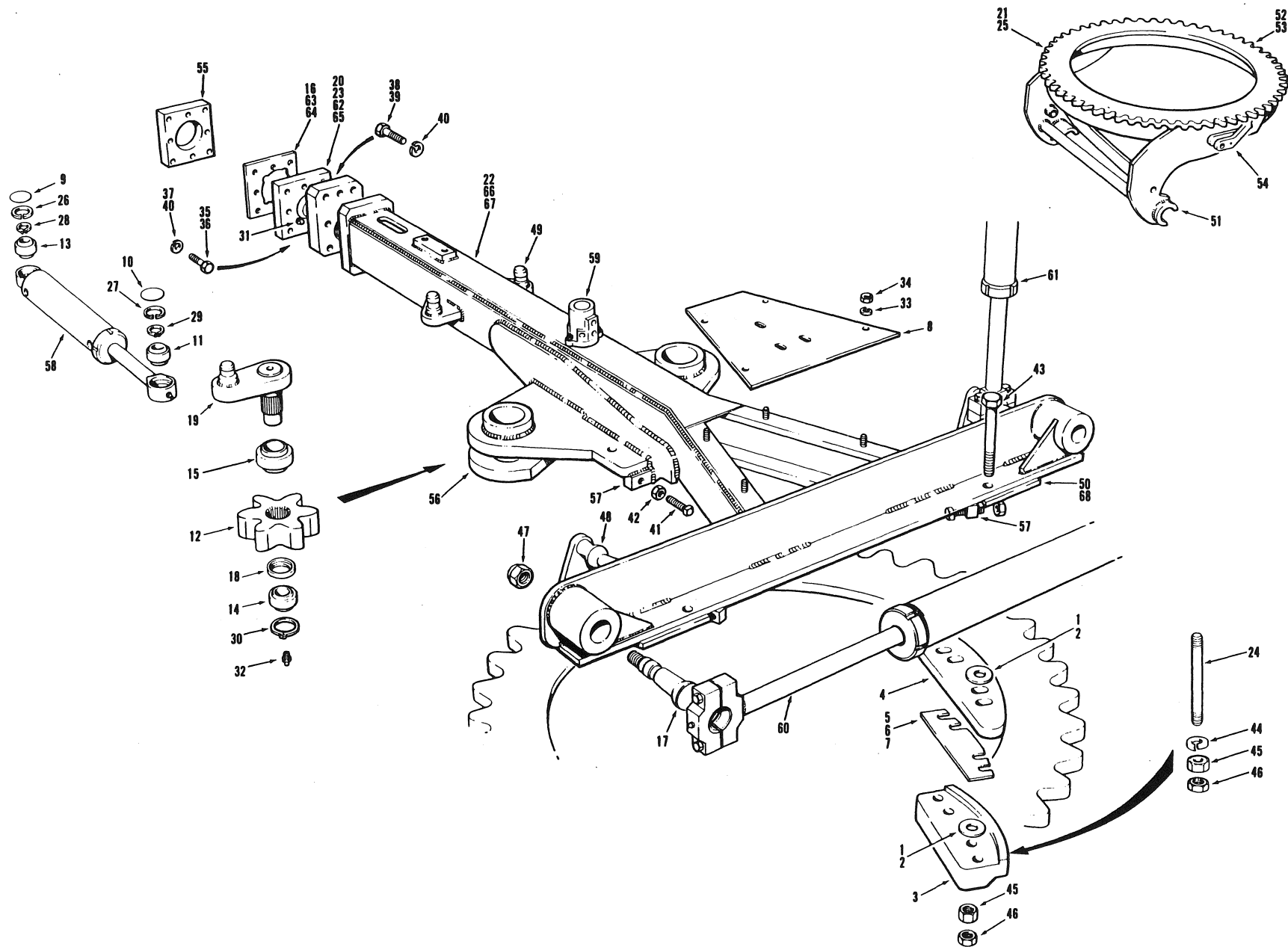
MARCH 1986

FOR LIST OF PARTS - TURN THIS PAGE POUR LA LISTE DES PIÈCES - VOIR AU VERSO PARA LA LISTA DE LAS PIEZAS - VER AL VERSO

USE ONLY CHAMPION ROAD MACHINERY APPROVED PARTS

SECTION SECCION		PAGE PAGINA	ISSUE No. N° D'ÉMISSION N° DE EDICION	CIRCLE & DRAWBAR ASSEMBLY - MODEL 720 THRU 760			MARCH 1986		
No. N° N°	PART No. N° DE PIÉCE N° DE PIEZA	DESCRIPTION DESCRIPTION DESCRIPCION	No. REQ. N° REQ. N° REQ.	REMARKS REMARQUES NOTAS	No. N° N°	PART No. N° DE PIECE N° DE PIEZA	DESCRIPTION DESCRIPTION DESCRIPCION	No. REQ. N° REQ. N° REQ.	REMARKS REMARQUES NOTAS
1	5670A	SHIM -.010"	A.R.		44	50A-0816	BOLT	2	
2	5670B	SHIM -.020"	A.R.		45	14A-08	LOCKWASHER	6	
3	7361	WASHER	2		46	30A-08	NUT	4	
4	12082	CLAMP PLATE	3		47	51A-1020	BOLT	8	ITEM 27
5	12086	GUIDE PLATE - LIGHT & MEDIUM CIRCLE	3		48	51A-1232	BOLT	8	ITEM 30
6	12119-10	SHIM - 10 GA.	A.R.		49	14A-10	LOCKWASHER	8	
7	12119-16	SHIM - 16 GA.	A.R.		50	51A-1224	BOLT	8	ITEM 27
8	12119-20	SHIM - 20 GA.	A.R.		51	51A-1228	BOLT	8	ITEM 30
9	12924	COVER PLATE	1		52	14A-12	LOCKWASHER	16	
10	15358	EXPANSION PLUG	2		53	70F-1664	SET SCREW	6	
11	16507	EXPANSION PLUG	2		54	30D-16	NUT	6	
12	18340	PLAIN BEARING - 40 mm.	2		55	50A-1856	BOLT	6	ITEM 5
13	18759	CIRCLE CRANK	2		56	50A-1864	BOLT	6	ITEM 23
14	18760	CIRCLE DRIVE PINION	2		57	14A-18	LOCKWASHER	2	
15	19156	BEARING SEAL - BOTTOM - 70mm.	2		58	30A-18	NUT	A.R.	
16	19157	BEARING SEAL - TOP - 50mm.	2		59	30D-18	JAM NUT	A.R.	
17	19158	BEARING SEAL - BOTTOM - 50mm.	2		60	37H-20	LOCKNUT	2	
18	19159	BEARING SEAL - TOP - 70mm.	2						
19	19629	PLAIN BEARING - 35mm.	3		61	1495E	BALL PIN	2	
20	19630	PLAIN BEARING - 50mm.	2		62	12087-16	DRIVE PINION MOUNT	1	
21	19631	PLAIN BEARING - 70mm.	2		63	12954	ANCHOR STUD	2	
22	25287	WASHER	2		64	14117-15	RUB PLATE	2	
23	25382	GUIDE PLATE - HEAVY CIRCLE	3		65	14117-19	SCREW BLOCK - FRONT	1	
24	27340	SHIM - .010" - SHORT BALL STUD	A.R.		66	14117-20	MOUNT PLATE - FRONT	1	REPAIR PARTS
	32140	SHIM - .020" - LONG BALL STUD	A.R.		67	14117-21	SCREW BLOCK - REAR	2	
	32141	SHIM - .010" - LONG BALL STUD	A.R.		68	14122-4	ARM PIVOT	2	
	30203	BALL STUD	2		69	23638	6 TOOTH SEGMENT - LIGHT CIRCLE	A.R.	
25	30203	BALL STUD	2		70	27577	6 TOOTH SEGMENT - MEDIUM & HEAVY CIRCLE	A.R.	
26	36092	WASHER	A.R.		71	27721	STRADDLE MOUNT	2	
27	25067	BALL STUD - SHORT	1	720, 720A	72	32394	BALL SEAT - LONG BALL STUD	1	760
28	32388	CIRCLE - LIGHT	1	730, 730A					OPTIONAL 740 & 740A
29	*41384	SHIM - CIRCLE TURN VALVE	A.R.						
30	*42381	DRAWBAR - LIGHT	1	720 THRU 740A					
31	32071	BALL STUD - LONG	1		73		CIRCLE TURN CYLINDER	REF.	SECTION 2 PAGE 8
32	24323	STUD - MEDIUM CIRCLE	2		74		CIRCLE TURN VALVE	REF.	SECTION 2 PAGE 10
33	34803	STUD - HEAVY CIRCLE	2	740, 740A & 760	75		CIRCLE SHIFT CYLINDER	REF.	SECTION 2 PAGE 12
34	32389	CIRCLE - MEDIUM	1		76		BLADE LIFT CYLINDER	REF.	SECTION 3 PAGE 6
35	32390	CIRCLE - HEAVY (OPTIONAL ON 740/740A)	1						
36	*42382	DRAWBAR - HEAVY	1	760					
37	13J-0816	ROLL PIN	2						
38	19B-218	SNAP RING	2						
39	19B-244	SNAP RING	2			33276	GUIDE & CLAMP PLATE KIT - LIGHT & MEDIUM CIRCLES - INCLUDES ITEMS 2,3 & 5 TO 9	A.R.	
40	19C-137	SNAP RING	2						
41	19C-156	SNAP RING	2						
42	29A-02	GREASE FITTING	6			33277	GUIDE & CLAMP PLATE KIT - HEAVY CIRCLE - INCLUDES ITEMS 2,3,5,7,8,9 & 25	A.R.	
43	29B-02	GREASE FITTING	1						

CHAMPION ROAD MACHINERY



EFFECTIVE SERIAL NUMBER(S)
 NUMEROS(S) DE SERIE EFFECTIF(S)
 NUMEROS(S) DE SERIE EFECTIVO(S)

17856 TO 19528

700 SERIES
 SERIE 700

SECTION 2
 SECCION 2
 PAGE 3
 PAGINA 3

ISSUE No.
 N° D'ÉMISSION
 N° DE EDICION

3 REVISION C

CIRCLE & DRAWBAR ASSEMBLY - MODELS 720 THRU 740A

APRIL 1989

FOR LIST OF PARTS - TURN THIS PAGE

POUR LA LISTE DES PIÈCES - VOIR AU VERSO

PARA LA LISTA DE LAS PIEZAS - VER AL VERSO

USE ONLY CHAMPION ROAD MACHINERY APPROVED PARTS

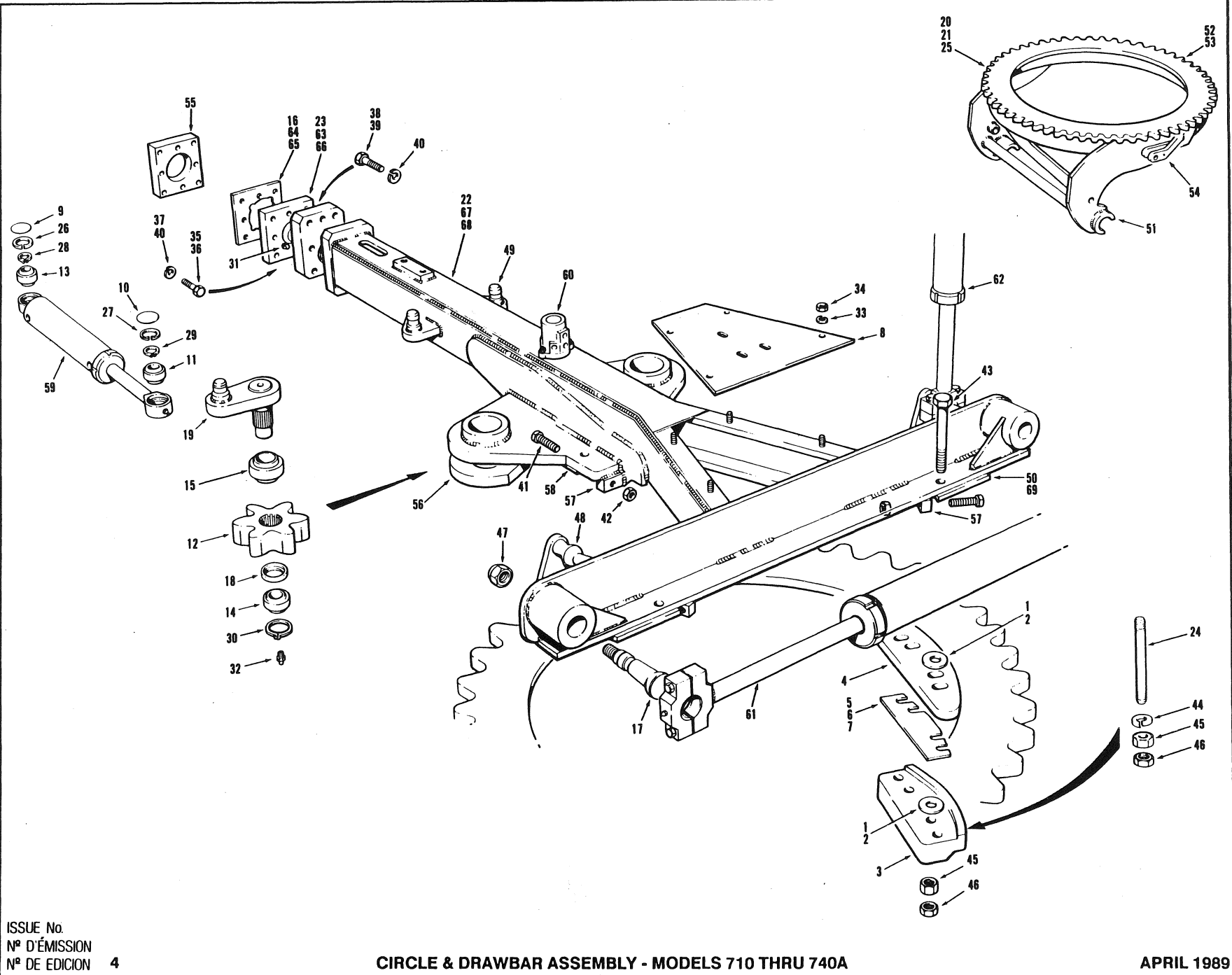
SECTION SECCION		PAGE PAGINA		ISSUE No. N° D'ÉMISSION N° DE EDICION		REVISION C		CIRCLE & DRAWBAR ASSEMBLY - MODELS 720 THRU 740A			APRIL 1989	
No. N°	PART No. N° DE PIÈCE N° DE PIEZA	DESCRIPTION DESCRIPTION DESCRIPCION	No. REQ. N° REQ. N° REQ.	REMARKS REMARQUES NOTAS	No. N°	PART No. N° DE PIECE N° DE PIEZA	DESCRIPTION DESCRIPTION DESCRIPCION	No. REQ. N° REQ. N° REQ.	REMARKS REMARQUES NOTAS			
1	5670A	SHIM - .010"	A.R.		33	14A-08	LOCKWASHER	4				
2	5670B	SHIM - .020"	A.R.		34	30A-08	NUT	4				
3	12082	PLATE - CLAMP	3		35	51A-1020	BOLT	8	ITEM 20			
4	12086	PLATE - GUIDE - LIGHT & MEDIUM CIRCLE	3		36	51A-1236	BOLT	8	ITEM 23			
5	12119-10	SHIM - 10 GA.	A.R.		37	14A-10	LOCKWASHER	8				
6	12119-16	SHIM - 16 GA.	A.R.		38	51A-1222	BOLT	8	ITEM 20			
7	12119-20	SHIM - 20 GA.	A.R.		39	51A-1228	BOLT	8	ITEM 23			
8	12924	COVER PLATE	1		40	14A-12	LOCKWASHER	16				
9	15358	EXPANSION PLUG	2		41	70F-1664	SET SCREW	6				
10	16507	EXPANSION PLUG	2		42	30D-16	NUT	6				
11	18340	PLAIN BEARING - 40mm	2		43	50A-1864	BOLT	6				
12	18760	CIRCLE DRIVE PINION	2		44	14A-20	LOCKWASHER	2				
13	19629	PLAIN BEARING - 35mm	3		45	30A-18	NUT	A.R.				
14	19630	PLAIN BEARING - 50mm	2		46	30D-18	JAM NUT	A.R.				
15	19631	PLAIN BEARING - 70mm	2		47	37H-20	LOCKNUT	2				
	18494	SHIM - .020" - 720 THRU 730A	A.R.									
	27340	SHIM - .010" - 720 THRU 730A	A.R.		48	1495E	BALL PIN	2				
16	32140	SHIM - .020" - 740/740A	A.R.		49	12954	ANCHOR STUD	2				
	32141	SHIM - .010" - 740/740A	A.R.		50	46344	RUB PLATE	2	REPAIR PARTS			
17	30203	BALL STUD	2		51	14122-4	ARM PIVOT	2				
18	42855	SPACER	2		52	23638	6 TOOTH SEGMENT - LIGHT CIRCLE	A.R.				
19	45742	CIRCLE CRANK	2		53	27577	6 TOOTH SEGMENT - MEDIUM CIRCLE	A.R.				
					54	27721	STRADDLE MOUNT	2				
20	25067	BALL STUD - 720 THRU 730A	1		55	32394	BALL SEAT - LONG BALL STUD	1	740 & 740A			
21	44404	CIRCLE - LIGHT - 720 THRU 730A	1		56	42851	DRIVE PINION MOUNT	1	REPAIR PARTS			
22	44779	DRAWBAR	1		57	45714	SCREW BLOCK - FRONT & REAR	3				
23	44588	BALL STUD - 740/740A	1									
24	24323	STUD - MEDIUM CIRCLE - 740/740A	2		58		CIRCLE TURN CYLINDER	REF.	SECTION 2 PAGE 8			
25	44405	CIRCLE - MEDIUM	1		59		CIRCLE TURN VALVE	REF.	SECTION 2 PAGE 10			
26	19B-218	SNAP RING	2		60		CIRCLE SHIFT CYLINDER	REF.	SECTION 2 PAGE 12			
27	19B-244	SNAP RING	2		61		BLADE LIFT CYLINDER	REF.	SECTION 3 PAGE 6			
28	19C-137	SNAP RING	2									
29	19C-156	SNAP RING	2									
30	19F-050	SNAP RING	2									
31	29D-02	GREASE FITTING	1									
32	29E-04	GREASE FITTING	2									
						33276	GUIDE & CLAMP PLATE KIT - LIGHT & MEDIUM CIRCLES - INCLUDES ITEMS 1 TO 7	A.R.				
							<u>MOVEABLE POINT DRAWBAR ASSY.</u>					
					62	45752	BALL STUD - 720 THRU 730A	1				
					63	48405	SHIM - .010"	A.R.				
					64	48406	SHIM - .020"	A.R.				
					65	48411	BALL STUD - 740/740A	1				
					66	49148	DRAWBAR - 720/730A	1				
					67	49221	DRAWBAR - 740/740A	1				
					68	45913	RUB PLATE	2	REPAIR PART			

EFFECTIVE SERIAL NUMBERS)
 NUMEROS) DE SÉRIE EFFECTIFS)
 NUMEROS) DE SERIE EFECTIVOS)

19529 & UP

700 SERIES
 SERIE 700

SECTION 2
 SECCION 2
 PAGE 3
 PAGINA 3



USE ONLY CHAMPION APPROVED PARTS

ISSUE No.
 N° D'ÉMISSION
 N° DE EDICION 4

CIRCLE & DRAWBAR ASSEMBLY - MODELS 710 THRU 740A

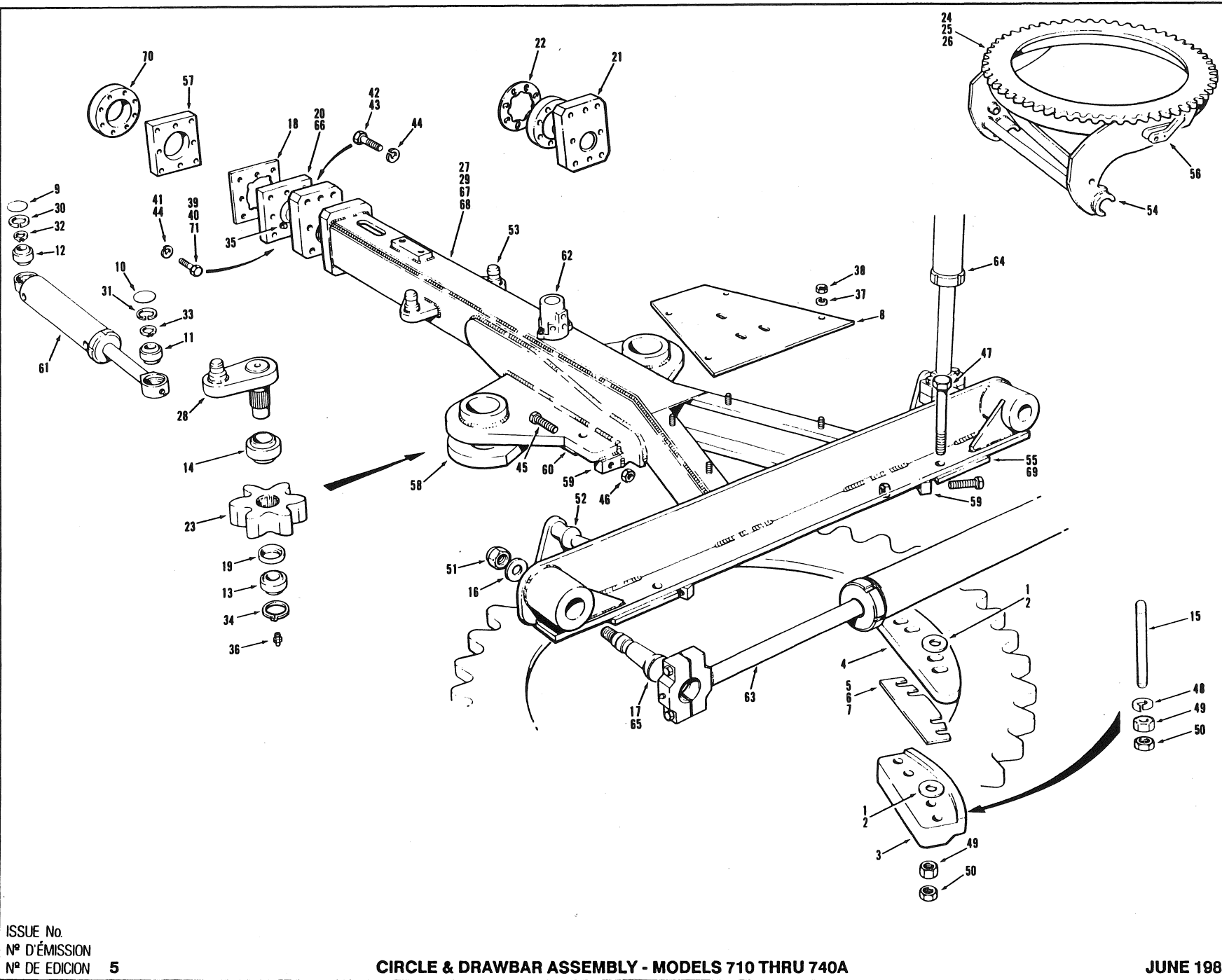
APRIL 1989

FOR LIST OF PARTS - TURN THIS PAGE

POUR LA LISTE DES PIÈCES - VOIR AU VERSO

PARA LA LISTA DE LAS PIEZAS - VER AL VERSO

SECTION SECCION 2		PAGE PAGINA 4	ISSUE No. N° D'ÉMISSION N° DE EDICION 4	CIRCLE & DRAWBAR ASSEMBLY - MODELS 710 THRU 740A				APRIL 1989	
No. N° N°	PART No. N° DE PIÈCE N° DE PIEZA	DESCRIPTION DESCRIPTION DESCRIPCION	No. REQ. N° REQ. N° REQ.	REMARKS REMARQUES NOTAS	No. N° N°	PART No. N° DE PIECE N° DE PIEZA	DESCRIPTION DESCRIPTION DESCRIPCION	No. REQ. N° REQ. N° REQ.	REMARKS REMARQUES NOTAS
1	5670A	SHIM - .010"	A.R.		38	51A-1222	BOLT	8	ITEM 20
2	5670B	SHIM - .020"	A.R.		39	51A-1228	BOLT	8	ITEM 23
3	12082	PLATE - CLAMP	3		40	14A-12	LOCKWASHER	16	
4	12086	PLATE - GUIDE - LIGHT & MEDIUM CIRCLE	3		41	70F-1664	SET SCREW	6	
5	12119-10	SHIM - 10 GA.	A.R.		42	30D-16	NUT	6	
6	12119-16	SHIM - 16 GA.	A.R.		43	50A-1864	BOLT	6	
7	12119-20	SHIM - 20 GA.	A.R.		44	14A-20	LOCKWASHER	2	
8	12924	COVER PLATE	1		45	30A-18	NUT	A.R.	
9	15358	EXPANSION PLUG	2		46	30D-18	JAM NUT	A.R.	
10	16507	EXPANSION PLUG	2		47	37H-20	LOCKNUT	2	
11	18340	PLAIN BEARING - 40mm	2						
12	18760	CIRCLE DRIVE PINION	2		48	1495E	BALL PIN	2	
13	19629	PLAIN BEARING - 35mm	3		49	12954	ANCHOR STUD	2	
14	19630	PLAIN BEARING - 50mm	2		50	46344	RUB PLATE	2	REPAIR
15	19631	PLAIN BEARING - 70mm	2		51	14122-4	ARM PIVOT	2	PARTS
	18494	SHIM - .020" - 720 THRU 730A	A.R.		52	23638	6 TOOTH SEGMENT - LIGHT CIRCLE	A.R.	
16	32140	SHIM - .020" - 740/740A	A.R.		53	27577	6 TOOTH SEGMENT - MEDIUM CIRCLE	A.R.	
	32141	SHIM - .010" - 740/740A	A.R.		54	27721	STRADDLE MOUNT	2	
17	30203	BALL STUD	2		55	32394	BALL SEAT - LONG BALL STUD	1	740 & 740A
18	42855	SPACER	2		56	42851	DRIVE PINION MOUNT	1	REPAIR
19	45742	CIRCLE CRANK	2	UP TO S/N 19690	57	45714	SCREW BLOCK - FRONT & REAR	3	PART
	*52378	CIRCLE CRANK	1	S/N 19691 & UP	58	*42851-3	LOWER MOUNT PLATE	1	REPAIR
20	*44403	CIRCLE - 710/710A	1		59		CIRCLE TURN CYLINDER	REF.	SECTION 2 PAGE 8
21	44404	CIRCLE - LIGHT - 720 THRU 730A	1		60		CIRCLE TURN VALVE	REF.	SECTION 2 PAGE 10
22	44779	DRAWBAR	1	UP TO S/N 19690	61		CIRCLE SHIFT CYLINDER	REF.	SECTION 2 PAGE 12
	*52368	DRAWBAR	1	S/N 19691 & UP	62		BLADE LIFT CYLINDER	REF.	SECTION 3 PAGE 6
23	44588	BALL STUD - 740/740A	1			33276	GUIDE & CLAMP PLATE KIT - LIGHT & MEDIUM CIRCLES - INCLUDES ITEMS 1 TO 7	A.R.	
24	24323	STUD - MEDIUM CIRCLE - 740/740A	2				MOVEABLE POINT DRAWBAR ASSY.		
25	44405	CIRCLE - MEDIUM - 740/740A	1						
26	19B-218	SNAP RING	2						
27	19B-244	SNAP RING	2						
28	19C-137	SNAP RING	2						
29	19C-156	SNAP RING	2		63	45752	BALL STUD - 710 THRU 730A	1	
30	19F-050	SNAP RING	2		64	48405	SHIM - .010"	A.R.	
31	29D-02	GREASE FITTING	1		65	48406	SHIM - .020"	A.R.	
32	29E-04	GREASE FITTING	2		66	48411	BALL STUD - 740/740A	1	
33	14A-08	LOCKWASHER	4		67	49148	DRAWBAR - 710 THRU 730A	1	UP TO
34	30A-08	NUT	4						S/N 19690
35	51A-1020	BOLT	8	ITEM 20					S/N 19691
36	51A-1236	BOLT	8	ITEM 23		*52369	DRAWBAR - 710 THRU 730A		& UP
37	14A-10	LOCKWASHER	8		68	49221	DRAWBAR - 740/740A	1	UP TO
						*22370	DRAWBAR - 740/740A	1	S/N 19690
					69	45913	RUB PLATE	2	S/N 19691 & UP REPAIR PART



EFFECTIVE SERIAL NUMBERS)
 NUMEROS) DE SERIE EFFECTIFS)
 NUMEROS) DE SERIE EFFECTIVOS)
 19895, 19897 to 19899, 19901,
 19902, 19904 to 19916, 19918,
 19920 & UP

700 SERIES
 SERIE 700

SECTION 2 PAGE 3
 SECCION 2 PAGINA 3

ISSUE No.
 N° D'ÉMISSION
 N° DE EDICION 5

CIRCLE & DRAWBAR ASSEMBLY - MODELS 710 THRU 740A

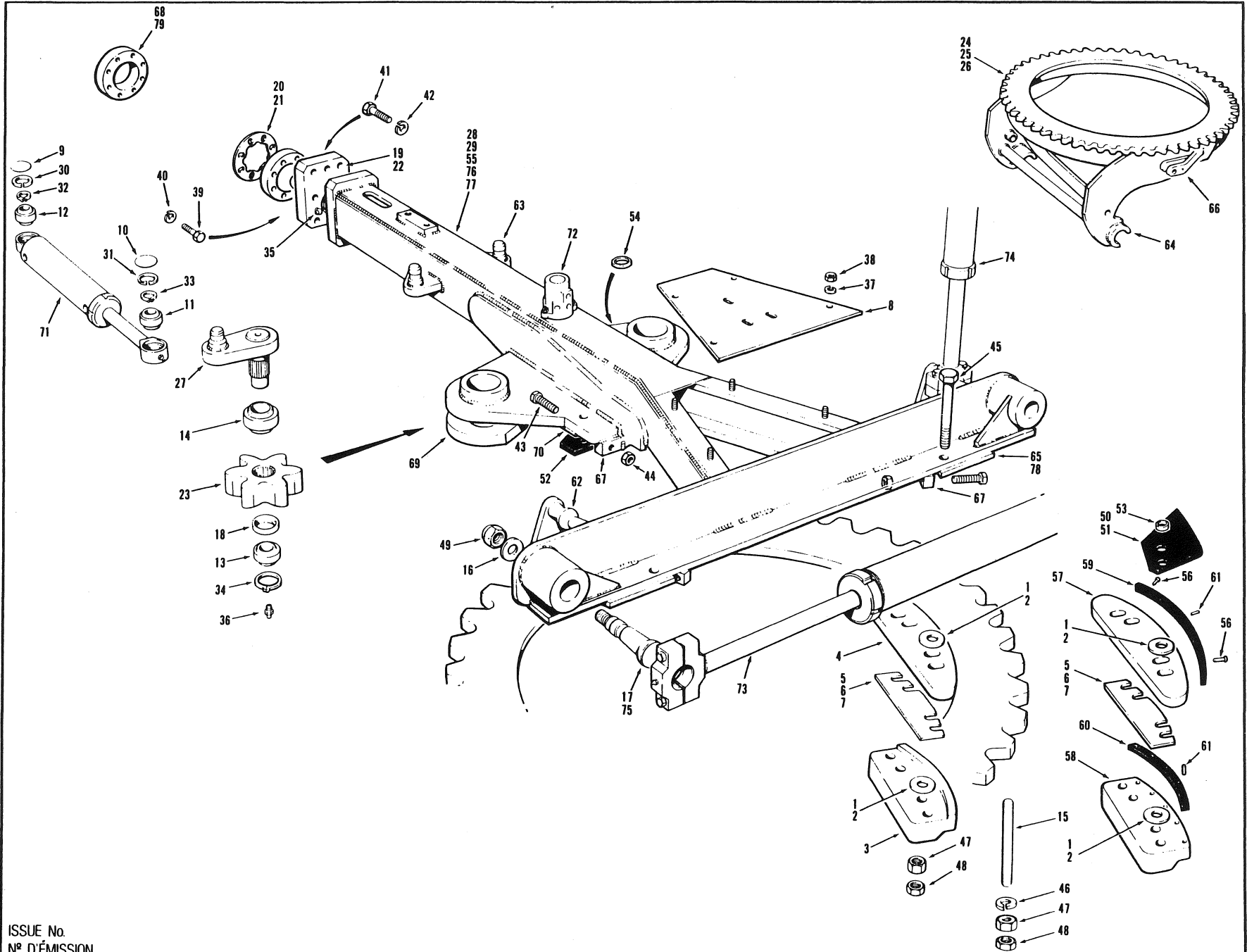
JUNE 1989

FOR LIST OF PARTS - TURN THIS PAGE POUR LA LISTE DES PIÈCES - VOIR AU VERSO PARA LA LISTA DE LAS PIEZAS - VER AL VERSO

USE ONLY CHAMPION ROAD MACHINERY APPROVED PARTS

SECTION SECCION	2	PAGE PAGINA	4	ISSUE No. N° D'ÉMISSION N° DE EDICION	5	CIRCLE & DRAWBAR ASSEMBLY - MODELS 710 THRU 740A				JUNE 1989
No. N°	PART No. N° DE PIÈCE N° DE PIEZA	DESCRIPTION DESCRIPTION DESCRIPCION	No. REQ. N° REQ. N° REQ.	REMARKS REMARQUES NOTAS	No. N°	PART No. N° DE PIÈCE N° DE PIEZA	DESCRIPTION DESCRIPTION DESCRIPCION	No. REQ. N° REQ. N° REQ.	REMARKS REMARQUES NOTAS	
1	5670A	SHIM - .010"	A.R.		52	1495E	BALL PIN	2		
2	5670B	SHIM - .020"	A.R.		53	12954	ANCHOR PIVOT	2		
3	12082	PLATE - CLAMP	3		54	14122-4	ARM PIVOT	2	REPAIR PART	
4	12086	PLATE - GUIDE - LIGHT & MEDIUM CIRCLE	3		55	46344	RUB PLATE	1		
5	12119-10	SHIM - 10 GA.	A.R.		56	52401	STRADDLE MOUNT	2		
6	12119-16	SHIM - 16 GA.	A.R.							
7	12119-20	SHIM - 20 GA.	A.R.		57	32394	BALL SEAT - LONG BALL STUD	1	740/740A REPAIR PART	
8	12924	COVER PLATE	1		58	*42851	DRIVE PINION MOUNT	1		
9	15358	EXPANSION PLUG	2		59	45714	SCREW BLOCK - FRONT & REAR	3		
10	16507	EXPANSION PLUG	2							
11	18340	PLAIN BEARING - 40 mm	2		60	42851-3	LOWER MOUNT PLATE	1	REPAIR PART	
12	19629	PLAIN BEARING - 35 mm	3							
13	19630	PLAIN BEARING - 50 mm	2		61		CIRCLE TURN CYLINDER	REF.	SECTION 2 PAGE 8	
14	19631	PLAIN BEARING - 70 mm	2							
15	24323	STUD	2	740/740A	62		CIRCLE TURN VALVE	REF.	SECTION 2 PAGE 10	
16	*25287	WASHER	1							
17	30203	BALL STUD	2		63		CIRCLE SHIFT CYLINDER	REF.	SECTION 2 PAGE 12	
18	32140	SHIM - .020"	A.R.	740/740A						
	32141	SHIM - .010"	A.R.	740/740A	64		BLADE LIFT CYLINDER	REF.	SECTION 3 PAGE 6	
19	42855	SPACER	2							
20	44588	BALL STUD	1	740/740A						
21	45752	BALL STUD	1							
22	*48405	SHIM - .010"	A.R.	710 thru 730A						
	*48406	SHIM - .020"	A.R.				33276	GUIDE & CLAMP PLATE KIT - LIGHT & MEDIUM CIRCLES - INCLUDES ITEMS 1 TO 7	A.R.	
23	*52118	CIRCLE DRIVE PINION	2							
24	*52354	CIRCLE	1	710/710A						
25	*52355	CIRCLE	1	720 thru 730A	65	*49796	BALL STUD	1	710 thru 730A	
26	*52356	CIRCLE	1	740/740A	66	48411	BALL STUD	1	740/740A	
27	*52368	DRAWBAR	1	740/740A	67	*53027	DRAWBAR	1	710 thru 730A	
28	52378	CIRCLE CRANK	1		68	*52370	DRAWBAR	1	740/740A	
29	*53025	DRAWBAR	1	710 thru 730A	69	45913	RUB PLATE	2	REPAIR PART	
30	19B-218	SNAP RING	2		70	*48408	BALL CAP	1		
31	19B-244	SNAP RING	2		71	*51A-1224	BOLT	8	740/740A	
32	19C-137	SNAP RING	2							
33	19C-156	SNAP RING	2							
34	19F-050	SNAP RING	2							
35	*28A-04	GREASE FITTING	1							
36	29E-04	GREASE FITTING	2							
37	14A-08	LOCKWASHER	4							
38	30A-08	NUT	4							
39	51A-1020	BOLT	8	ITEM 21						
40	51A-1236	BOLT	8	ITEM 20						
41	14A-10	LOCKWASHER	8							
42	51A-1220	BOLT	8							
43	51A-1228	BOLT	8	ITEM 21						
44	14A-12	LOCKWASHER	8	ITEM 20						
45	70F-1664	SET SCREW	16							
46	30D-16	NUT	6							
47	50A-1864	BOLT	6							
48	14A-20	LOCKWASHER	6							
49	30A-18	NUT	A.R.							
50	30D-18	JAM NUT	A.R.							
51	37H-20	LOCKNUT	2							

CHAMPION ROAD MACHINERY



EFFECTIVE SERIAL NUMBERS) Models 710 thru 720A -
 NUMEROSI DE SERIE EFFECTIVIS) 20395 & UP
 NUMEROSI DE SERIE EFFECTIVOS) Models 730 thru 740A -
 20392, 20391 & UP

700 SERIES
 SERIE 700

SECTION 2 PAGE 3
 SECCION 2 PAGINA 3

ISSUE No.
 N° D'ÉMISSION
 N° DE EDICION 6

CIRCLE & DRAWBAR ASSEMBLY - MODELS 710 THRU 740A

JANUARY 1990

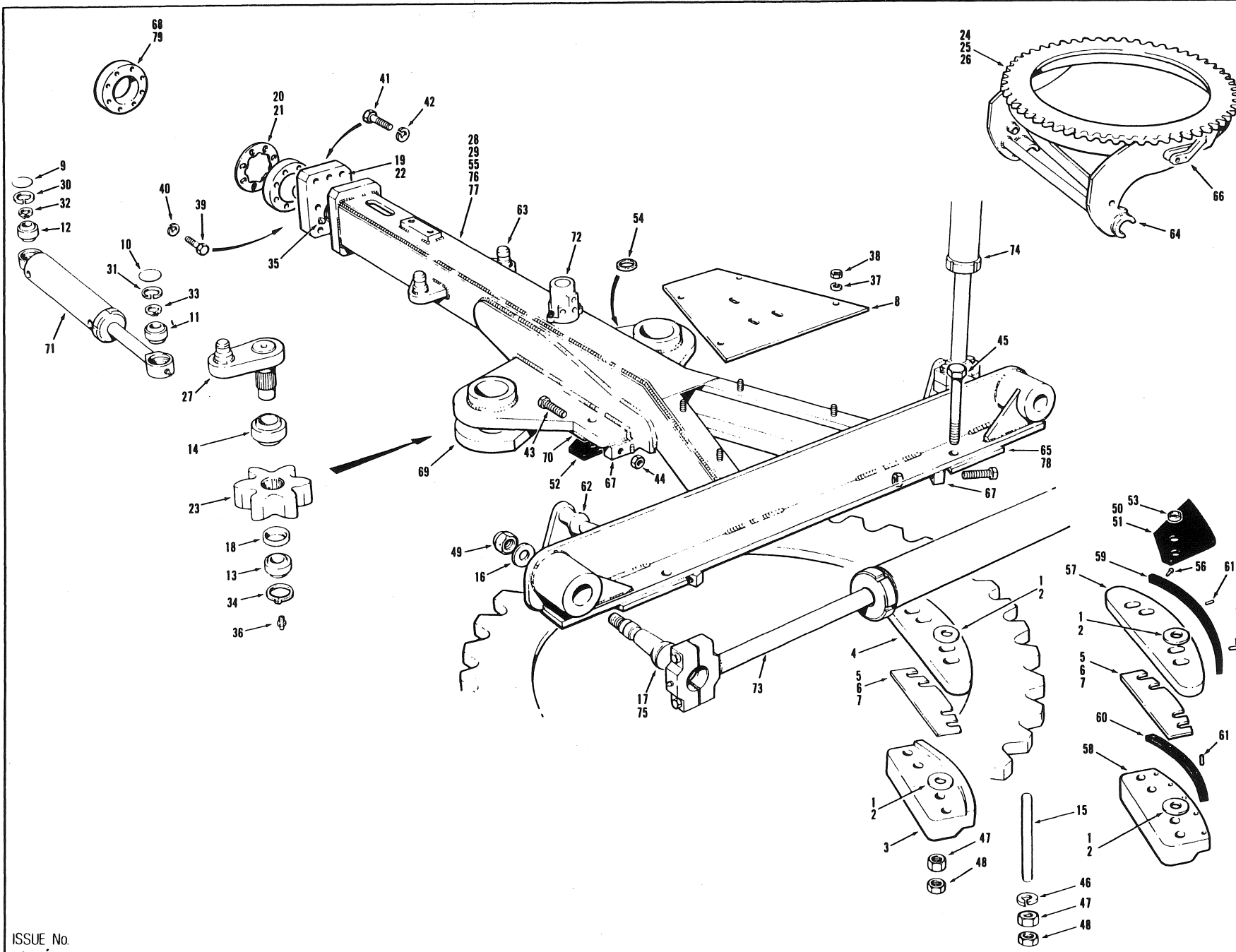
FOR LIST OF PARTS - TURN THIS PAGE

POUR LA LISTE DES PIÈCES - VOIR AU VERSO

PARA LA LISTA DE LAS PIEZAS - VER AL VERSO

USE ONLY CHAMPION APPROVED PARTS

SECTION SECCION		PAGE PAGINA		ISSUE No. N° D'ÉMISSION N° DE EDICION		CIRCLE & DRAWBAR ASSEMBLY - MODELS 710 THRU 740A				JANUARY 1990	
No. N° N°	PART No. N° DE PIÈCE N° DE PIEZA	DESCRIPTION DÉSCRIPTION DESCRIPCION	No. REQ. N° REQ. N° REQ.	REMARKS REMARQUES NOTAS	No. N° N°	PART No. N° DE PIÈCE N° DE PIEZA	DESCRIPTION DÉSCRIPTION DESCRIPCION	No. REQ. N° REQ. N° REQ.	REMARKS REMARQUES NOTAS		
1	5670A	SHIM - .010"	A.R.								
2	5670B	SHIM - .020"	A.R.								
3	12082	CLAMP PLATE	3								
4	12086	GUIDE PLATE	3								
5	12119-10	SHIM - 10 GA.	A.R.		50	*51604	DURAMIDE RUB PLATE	2			
6	12119-16	SHIM - 16 GA.	A.R.		51	*51605	DURAMIDE RUB PLATE	2	Moveable Point Hi-Lift		
7	12119-20	SHIM - 20 GA.	A.R.		52	*51698	DURAMIDE FRONT PLATE	1			
8	12924	COVER PLATE	1		53	*52431	SPACER	4			
9	15358	EXPANSION PLUG	2		54	*52432	SPACER	4			
10	16507	EXPANSION PLUG	2		55	*53023	DRAWBAR	1	710 thru 720A		
11	18340	BEARING - 40 mm	2		56	*53063	CAPSCREW - BRASS	6			
12	19629	BEARING - 35 mm	3		57	*54338	GUIDE PLATE	3			
13	19630	BEARING - 50 mm	2		58	*54340	CLAMP PLATE	3			
14	19631	BEARING - 70 mm	2		59	*54341	DURAMIDE BEARING PLATE	3			
15	24323	STUD	2	740/740A	60	*54342	DURAMIDE BEARING PLATE	3			
16	25287	WASHER	1		61	*54934	PIN - BRASS	30			
17	30203	BALL STUD	2		62	1495E	BALL PIN	2			
18	42855	SPACER	2		63	12954	ANCHOR PIVOT	2	REPAIR PART		
19	45752	BALL STUD	1		64	14122-4	ARM PIVOT	2			
20	48405	SHIM - .010"	A.R.		65	46344	RUB PLATE	1			
21	48406	SHIM - .020"	A.R.	740/740A	66	52401	STRADDLE MOUNT	2			
22	*48411	BALL STUD	1								
23	52118	CIRCLE DRIVE PINION	2		67	45714	SCREW BLOCK - FRONT & REAR	3	740/740A		
24	52354	CIRCLE	1	710/710A	68	*48364	BALL SEAT	1	REPAIR PART		
25	52355	CIRCLE	1	720 thru 730A	69	*52349	DRIVE PINION MOUNT	1			
26	52356	CIRCLE	1	740/740A							
27	52378	CIRCLE CRANK	2		70	42851-3	LOWER MOUNT PLATE	1	REPAIR PART		
28	53025	DRAWBAR	1	710 thru 730A							
29	53084	DRAWBAR	1	740/740A							
30	19B-218	SNAP RING	2		71		CIRCLE TURN CYLINDERS	REF.	SECTION 2 PAGE 8		
31	19B-244	SNAP RING	2		72		CIRCLE TURN VALVE	REF.	SECTION 2 PAGE 10		
32	19C-137	SNAP RING	2		73		CIRCLE SHIFT CYLINDER	REF.	SECTION 2 PAGE 12		
33	19C-156	SNAP RING	2		74		BLADE LIFT CYLINDER	REF.	SECTION 3 PAGE 6		
34	19F-050	SNAP RING	2								
35	28A-04	GREASE FITTING	1								
36	29E-04	GREASE FITTING	2								
37	14A-08	LOCKWASHER	4								
38	30A-08	NUT	4								
39	51A-1020	BOLT	8								
40	14A-10	LOCKWASHER	8		75	49796	BALL STUD	1	710 thru 730A		
41	51A-1220	BOLT	8		76	53027	DRAWBAR	1	710 thru 730A		
42	14A-12	LOCKWASHER	8		77	52370	DRAWBAR	1	740/740A		
43	70F-1664	SET SCREW	16		78	45913	RUB PLATE	2	REPAIR PART		
44	30D-16	NUT	6		79	48408	BALL CAP	1			
45	50A-1864	BOLT	6								
46	14A-18	LOCKWASHER	6								
47	30A-18	NUT	A.R.								
48	30D-18	JAM NUT	A.R.								
49	37H-20	LOCKNUT	2								
	33276	GUIDE & CLAMP PLATE KIT - LIGHT & MEDIUM CIRCLES - INCLUDES ITEMS 1 TO 7									



EFFECTIVE SERIAL NUMBERS:
 NUMÉROS DE SÉRIE EFFETIFS:
 NUMEROS DE SERIE ECTIVOS

20652 to 20662, 20664 & UP

700 SERIES
 SERIE 700

SECTION 2 PAGE 3
 SECCION 2 PAGINA 3

ISSUE No.
 N° D'ÉMISSION
 N° DE EDICION 7

CIRCLE & DRAWBAR ASSEMBLY - Models 710 thru 740A

MAY 1990

FOR LIST OF PARTS - TURN THIS PAGE

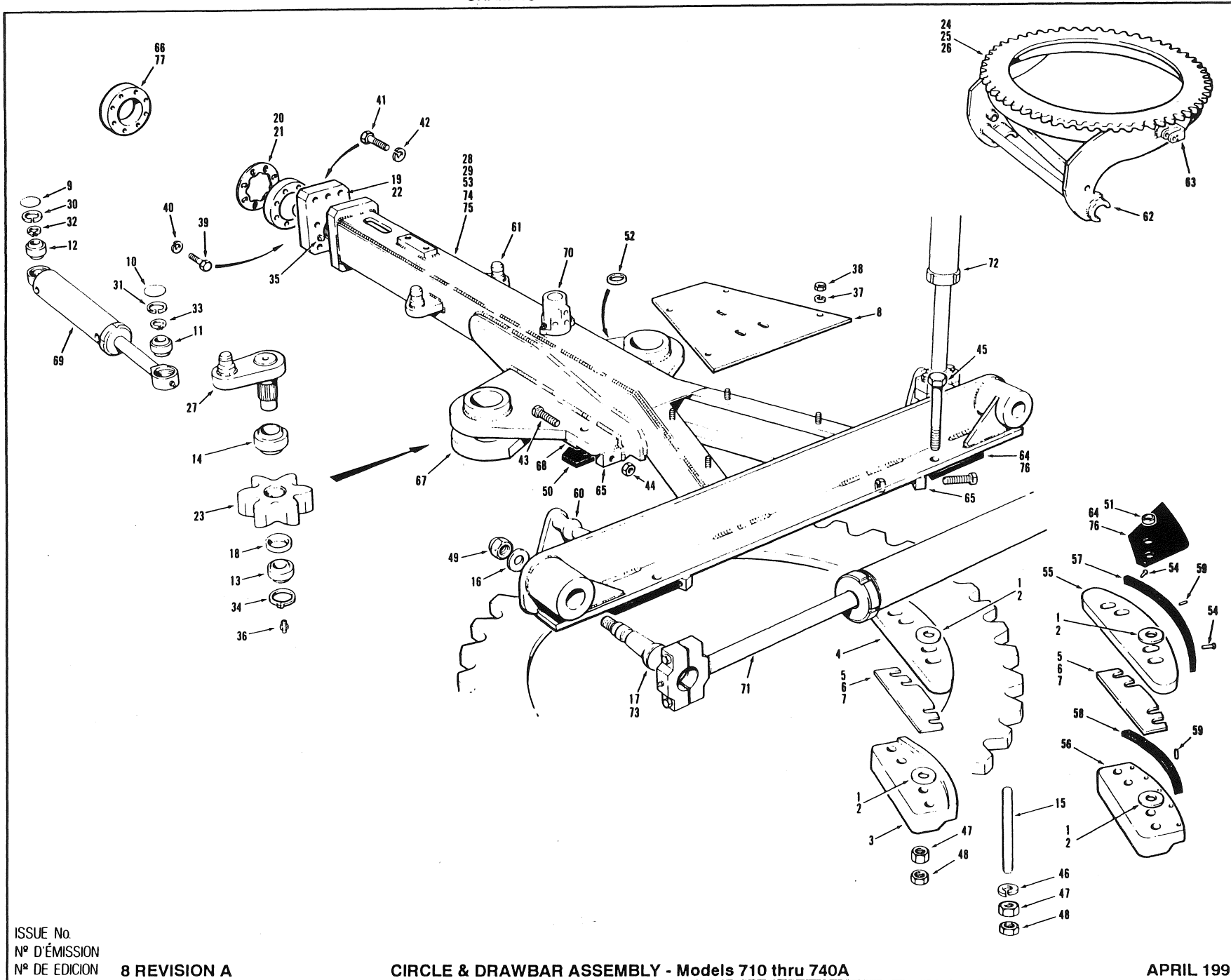
POUR LA LISTE DES PIÈCES - VOIR AU VERSO

PARA LA LISTA DE LAS PIEZAS - VER AL VERSO

USE ONLY CHAMPION ROAD MACHINERY APPROVED PARTS

SECTION SECCION		PAGE PAGINA	ISSUE No. N° D'ÉMISSION N° DE EDICION	CIRCLE & DRAWBAR ASSEMBLY - Models 710 thru 740A				MAY 1990	
No. N° N°	PART No. N° DE PIÈCE N° DE PIEZA	DESCRIPTION DÉSCRIPTION DESCRIPCION	No. REQ. N° REQ. N° REQ.	REMARKS REMARQUES NOTAS	No. N° N°	PART No. N° DE PIECE N° DE PIEZA	DESCRIPTION DÉSCRIPTION DESCRIPCION	No. REQ. N° REQ. N° REQ.	REMARKS REMARQUES NOTAS
	33276	GUIDE & CLAMP PLATE KIT - LIGHT & MEDIUM CIRCLES - INCLUDES ITEMS 1 TO 7					DURAMIDE COMPONENTS OPTIONAL ON MODELS 710 THRU 720A		
1	5670A	SHIM - .010"	A.R.		50	51604	DURAMIDE RUB PLATE	2	
2	5670B	SHIM - .020"	A.R.		51	51605	DURAMIDE RUB PLATE	2	Moveable Point Hi-Lift
3	12082	CLAMP PLATE	3						
4	12086	GUIDE PLATE	3		52	51698	DURAMIDE FRONT PLATE	1	
5	12119-10	SHIM - 10 GA.	A.R.		53	52431	SPACER	4	
6	12119-16	SHIM - 16 GA.	A.R.		54	52432	SPACER	4	
7	12119-20	SHIM - 20 GA.	A.R.		55	53023	DRAWBAR	1	710 thru 720A
8	12924	COVER PLATE	1		56	53063	CAPSCREW - BRASS	6	
9	15358	EXPANSION PLUG	2		57	54338	GUIDE PLATE	3	
10	16507	EXPANSION PLUG	2		58	54340	CLAMP PLATE	3	
11	18340	BEARING - 40 mm	2		59	54341	DURAMIDE BEARING PLATE	3	
12	19629	BEARING - 35 mm	3		60	54342	DURAMIDE BEARING PLATE	3	
13	19630	BEARING - 50 mm	2		61	54934	PIN - BRASS	30	
14	19631	BEARING - 70 mm	2		62	1495E	BALL PIN	2	
15	24323	STUD	2	740/740A	63	12954	ANCHOR PIVOT	2	REPAIR PART
16	25287	WASHER	1		64	14122-4	ARM PIVOT	2	
17	30203	BALL STUD	2		65	46344	RUB PLATE	1	
18	42855	SPACER	2		66	52401	STRADDLE MOUNT	2	
19	45752	BALL STUD	1						
20	48405	SHIM - .010"	A.R.		67	45714	SCREW BLOCK - FRONT & REAR	3	740/740A
21	48406	SHIM - .020"	A.R.		68	48364	BALL SEAT	1	REPAIR PART
22	48411	BALL STUD	1	740/740A	69	52349	DRIVE PINION MOUNT	1	
23	52118	CIRCLE DRIVE PINION	2						
24	52354	CIRCLE	1	710/710A	70	42851-3	LOWER MOUNT PLATE	1	REPAIR PART
25	*54895	CIRCLE	1	720 thru 730A					
26	*54896	CIRCLE	1	740/740A	71		CIRCLE TURN CYLINDERS	REF.	SECTION 2 PAGE 8
27	52378	CIRCLE CRANK	2						
28	53025	DRAWBAR	1	710 thru 730A	72		CIRCLE TURN VALVE	REF.	SECTION 2 PAGE 10
29	53084	DRAWBAR	1	740/740A					
30	19B-218	SNAP RING	2		73		CIRCLE SHIFT CYLINDER	REF.	SECTION 2 PAGE 12
31	19B-244	SNAP RING	2						
32	19C-137	SNAP RING	2		74		BLADE LIFT CYLINDER	REF.	SECTION 3 PAGE 6
33	19C-156	SNAP RING	2						
34	19F-050	SNAP RING	2						
35	28A-04	GREASE FITTING	1						
36	29E-04	GREASE FITTING	2						
37	14A-08	LOCKWASHER	4		75	49796	BALL STUD	1	710 thru 730A
38	30A-08	NUT	4		76	53027	DRAWBAR	1	710 thru 730A
39	51A-1020	BOLT	8		77	52370	DRAWBAR	1	740/740A
40	14A-10	LOCKWASHER	8		78	45913	RUB PLATE	2	REPAIR PART
41	51A-1220	BOLT	8		79	48408	BALL CAP	1	
42	14A-12	LOCKWASHER	8						
43	70F-1664	SET SCREW	16						
44	30D-16	NUT	6						
45	50A-1864	BOLT	6						
46	14A-18	LOCKWASHER	6						
47	30A-18	NUT	A.R.						
48	30D-18	JAM NUT	A.R.						
49	37H-20	LOCKNUT	2						

CHAMPION ROAD MACHINERY



EFFECTIVE SERIAL NUMBERS)
 NUMEROS) DE SERIE EFFECTIFS)
 NUMEROS) DE SERIE EFECTIVOS)

21254 to 21282

700 SERIES
 SERIE 700

SECTION 2 PAGE 3
 SECCION 2 PAGINA 3

ISSUE No.
 N° D'ÉMISSION
 N° DE EDICION

8 REVISION A

CIRCLE & DRAWBAR ASSEMBLY - Models 710 thru 740A

APRIL 1991

FOR LIST OF PARTS - TURN THIS PAGE

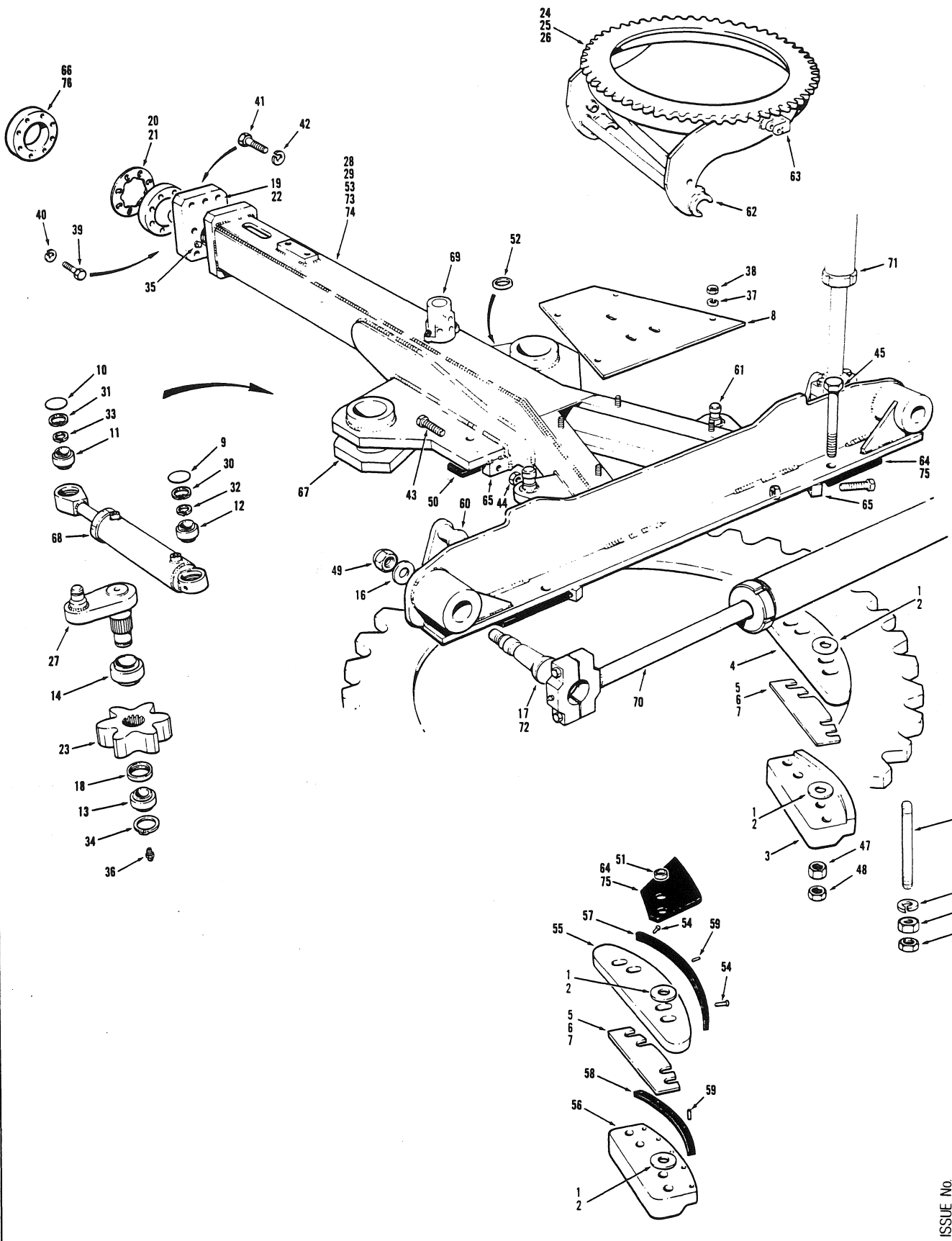
POUR LA LISTE DES PIÈCES - VOIR AU VERSO

PARA LA LISTA DE LAS PIEZAS - VER AL VERSO

USE ONLY CHAMPION ROAD MACHINERY APPROVED PARTS

SECTION SECCION	2	PAGE PAGINA	4	ISSUE No. N° D'ÉMISSION N° DE EDICION	8 REVISION A	CIRCLE & DRAWBAR ASSEMBLY - Models 710 thru 740A			APRIL 1991
No. N° N°	PART No. N° DE PIÈCE N° DE PIEZA	DESCRIPTION DESCRIPTION DESCRIPCION	No. REQ. N° REQ. N° REQ.	REMARKS REMARQUES NOTAS	No. N° N°	PART No. N° DE PIECE N° DE PIEZA	DESCRIPTION DESCRIPTION DESCRIPCION	No. REQ. N° REQ. N° REQ.	REMARKS REMARQUES NOTAS
	33276	GUIDE & CLAMP PLATE KIT - LIGHT & MEDIUM CIRCLES - INCLUDES ITEMS 1 TO 7					DURAMIDE COMPONENTS OPTIONAL ON MODELS 710 thru 720A STANDARD ON MODELS 730 thru 740A		
1	5670A	SHIM - .010"	14		50	51698	DURAMIDE FRONT PLATE	1	
2	5670B	SHIM - .020"	30		51	52431	SPACER	4	
3	12082	CLAMP PLATE	3	710 thru 720A	52	52432	SPACER	4	
4	12086	GUIDE PLATE	3	710 thru 720A	53	*53023	DRAWBAR	1	710 thru 720A
5	12119-10	SHIM - 10 GA.	6		54	53063	CAPSCREW - BRASS	6	
6	12119-16	SHIM - 16 GA.	10		55	54338	GUIDE PLATE	3	
7	12119-20	SHIM - 20 GA.	6		56	54340	CLAMP PLATE	3	
8	12924	COVER PLATE	1		57	54341	DURAMIDE BEARING PLATE	3	
9	15358	EXPANSION PLUG	2		58	54342	DURAMIDE BEARING PLATE	3	
10	16507	EXPANSION PLUG	2		59	54934	PIN - BRASS	30	
11	18340	BEARING - 40 mm	2		60	1495E	BALL PIN	2	
12	19629	BEARING - 35 mm	3		61	12954	ANCHOR PIVOT	2	
13	19630	BEARING - 50 mm	2		62	*58400	ARM PIVOT	2	Repair Part
14	19631	BEARING - 70 mm	2		63	*59013	STRADDLE MOUNT	2	
15	24323	STUD	2	740/740A	64	*51604	DURAMIDE RUB PLATE	2	
16	25287	WASHER	1						
17	30203	BALL STUD	2		65	45714	SCREW BLOCK - FRONT & REAR	3	740/740A
18	42855	SPACER	2		66	48364	BALL SEAT	1	Repair Part
19	45752	BALL STUD	1		67	52349	DRIVE PINION MOUNT	1	
20	48405	SHIM - .010"	6		68	42851-3	LOWER MOUNT PLATE	1	Repair Part
21	48406	SHIM - .020"	4		69		CIRCLE TURN CYLINDERS	REF.	Sect 2 Pg 7
22	48411	BALL STUD	1	740/740A	70		CIRCLE TURN VALVE	REF.	Sect 2 Pg 9
23	52118	CIRCLE DRIVE PINION	2		71		CIRCLE SHIFT CYLINDER	REF.	Sect 2 Pg 11
24	52354	CIRCLE	1	710/710A	72		BLADE LIFT CYLINDER	REF.	Sect 3 Pg 5
25	59034	CIRCLE	1	720 thru 730A					
26	59035	CIRCLE	1	740/740A					
27	59090	CIRCLE CRANK	2						
28	*53025	DRAWBAR	1	710 thru 730A					
29	*53084	DRAWBAR	1	740/740A					
30	19B-218	SNAP RING	2						
31	19B-244	SNAP RING	2						
32	19C-137	SNAP RING	2						
33	19C-156	SNAP RING	2						
34	19F-050	SNAP RING	2						
35	28A-04	GREASE FITTING	1		73	49796	MOVEABLE POINT DRAWBAR ASSEMBLY BALL STUD	1	710 thru 730A
36	29E-04	GREASE FITTING	2		74	*53027	DRAWBAR	1	710 thru 730A
37	14A-08	LOCKWASHER	4		75	*52370	DRAWBAR	1	740/740A
38	30A-08	NUT	4		76	*51605	DURAMIDE RUB PLATE	2	
39	51A-1020	BOLT	8		77	48408	BALL CAP	1	
40	14A-10	LOCKWASHER	8						
41	51A-1220	BOLT	8						
42	14A-12	LOCKWASHER	8						
43	70F-1664	SET SCREW	16						
44	30D-16	NUT	6						
45	50A-1864	BOLT	6						
46	14A-18	LOCKWASHER	6						
47	30A-18	NUT	6						
48	30D-18	JAM NUT	6						
49	37H-20	LOCKNUT	2						

CHAMPION ROAD MACHINERY



CIRCLE & DRAWBAR ASSEMBLY - Models 710 thru 740A

FOR LIST OF PARTS - TURN THIS PAGE PARA LA LISTA DE LAS PIEZAS - VER AL VERSO

ISSUE No.
N° D'ÉMISSION
N° DE EDICION

EFFECTIVE SERIAL NUMBER(S)
NUMERO(S) DE SÉRIE EFFECTIF(S)
NUMERO(S) DE SERIE EFECTIVO(S)

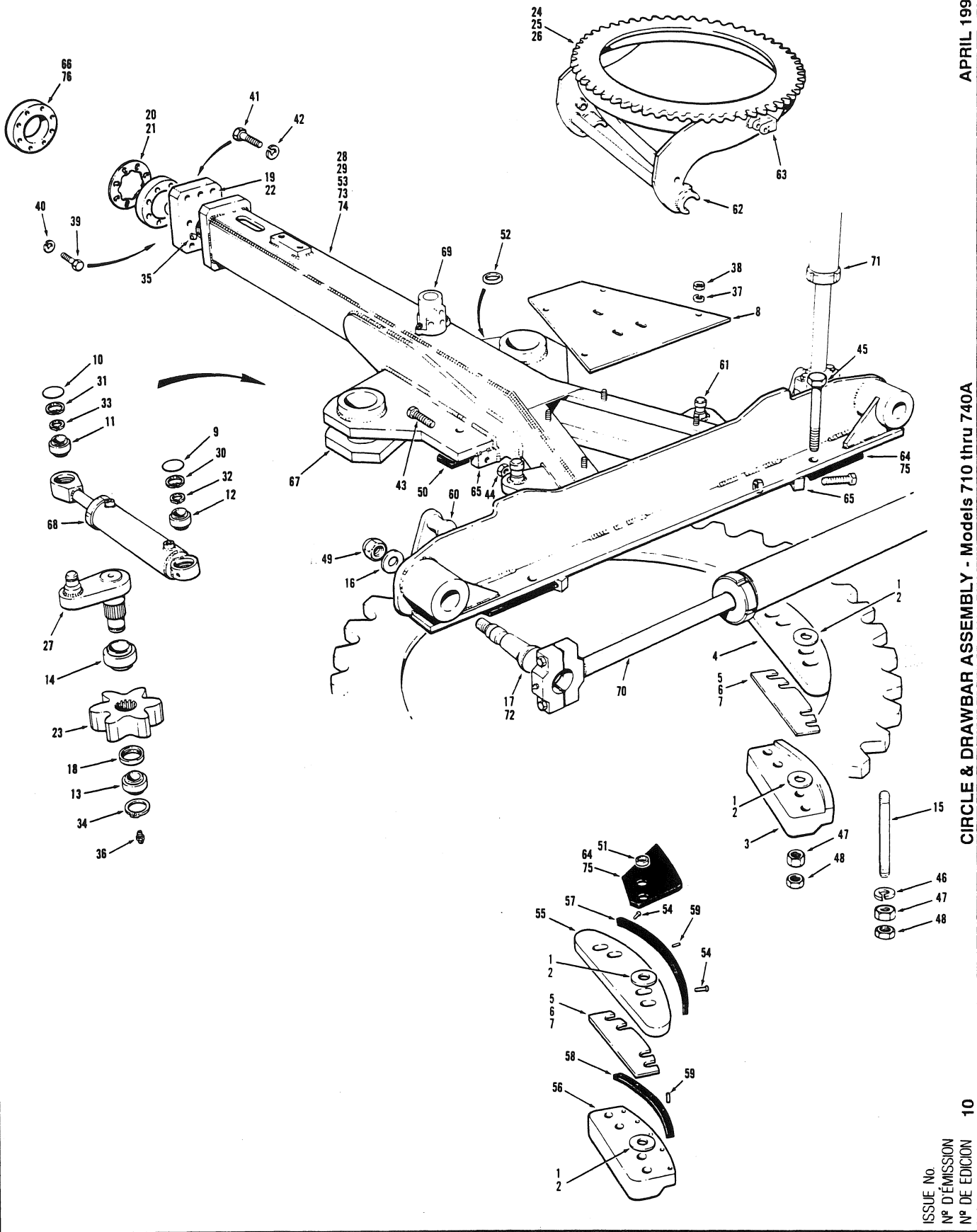
21283 to 21480

700 SERIES
SERIE 700

SECTION 2 PAGE 3
SECCION 2 PAGINA 3

SECTION SECCION		PAGE PAGINA		ISSUE No. N° D'ÉMISSION N° DE EDICION		CIRCLE & DRAWBAR ASSEMBLY - Models 710 thru 740A				APRIL 1991	
No. N° N°	PART No. N° DE PIÈCE N° DE PIEZA	DESCRIPTION DESCRIPTION DESCRIPCION	No. REQ. N° REQ. N° REQ.	REMARKS REMARQUES NOTAS	No. N° N°	PART No. N° DE PIÈCE N° DE PIEZA	DESCRIPTION DESCRIPTION DESCRIPCION	No. REQ. N° REQ. N° REQ.	REMARKS REMARQUES NOTAS		
	33276	GUIDE & CLAMP PLATE KIT - LIGHT & MEDIUM CIRCLES - INCLUDES ITEMS 1 TO 7					DURAMIDE COMPONENTS				
							OPTIONAL ON MODELS 710 thru 720A				
							STANDARD ON MODELS 730 thru 740A				
1	5670A	SHIM - .010"	14		50	51698	DURAMIDE FRONT PLATE	1			
2	5670B	SHIM - .020"	30		51	52431	SPACER	4			
3	12082	CLAMP PLATE	3	710 thru 720A	52	52432	SPACER	4			
4	12086	GUIDE PLATE	3	710 thru 720A	53	*57554	DRAWBAR	1	710 thru 720A		
5	12119-10	SHIM - 10 GA.	6		54	53063	CAPSCREW - BRASS	6			
6	12119-16	SHIM - 16 GA.	10		55	54338	GUIDE PLATE	3			
7	12119-20	SHIM - 20 GA.	6		56	54340	CLAMP PLATE	3			
8	12924	COVER PLATE	1		57	54341	DURAMIDE BEARING PLATE	3			
9	15358	EXPANSION PLUG	2		58	54342	DURAMIDE BEARING PLATE	3			
10	16507	EXPANSION PLUG	2		59	54934	PIN - BRASS	30			
11	18340	BEARING - 40 mm	2		60	1495E	BALL PIN	2			
12	19629	BEARING - 35 mm	3		61	12954	ANCHOR PIVOT	2			
13	19630	BEARING - 50 mm	2		62	58400	ARM PIVOT	2	Repair Part		
14	19631	BEARING - 70 mm	2		63	59013	STRADDLE MOUNT	2			
15	24323	STUD	2	740/740A	64	51604	DURAMIDE RUB PLATE	2			
16	25287	WASHER	1								
17	30203	BALL STUD	2								
18	42855	SPACER	2								
19	45752	BALL STUD	1		65	45714	SCREW BLOCK - FRONT & REAR	3	740/740A		
20	48405	SHIM - .010"	6		66	48364	BALL SEAT	1	Repair Part		
21	48406	SHIM - .020"	4		67	52349	DRIVE PINION MOUNT	1			
22	48411	BALL STUD	1	740/740A							
23	52118	CIRCLE DRIVE PINION	2		68		CIRCLE TURN CYLINDERS	REF.	Sect 2 Pg 7		
24	52354	CIRCLE	1	710/710A							
25	59034	CIRCLE	1	720 thru 730A	69		CIRCLE TURN VALVE	REF.	Sect 2 Pg 9		
26	59035	CIRCLE	1	740/740A							
27	59090	CIRCLE CRANK	2		70		CIRCLE SHIFT CYLINDER	REF.	Sect 2 Pg 11		
28	*58401	DRAWBAR	1	710 thru 730A							
29	*57549	DRAWBAR	1	740/740A	71		BLADE LIFT CYLINDER	REF.	Sect 3 Pg 5		
30	19B-218	SNAP RING	2								
31	19B-244	SNAP RING	2								
32	19C-137	SNAP RING	2								
33	19C-156	SNAP RING	2								
34	19F-050	SNAP RING	2		72	49796	BALL STUD	1	710 thru 730A		
35	28A-04	GREASE FITTING	1		73	*58431	DRAWBAR	1	710 thru 730A		
36	29E-04	GREASE FITTING	2		74	*58344	DRAWBAR	1	740/740A		
37	14A-08	LOCKWASHER	4		75	51605	DURAMIDE RUB PLATE	2			
38	30A-08	NUT	4		76	48408	BALL CAP	1			
39	51A-1020	BOLT	8								
40	14A-10	LOCKWASHER	8								
41	51A-1220	BOLT	8								
42	14A-12	LOCKWASHER	8								
43	70F-1664	SET SCREW	16								
44	30D-16	NUT	6								
45	50A-1864	BOLT	6								
46	14A-18	LOCKWASHER	6								
47	30A-18	NUT	6								
48	30D-18	JAM NUT	6								
49	37H-20	LOCKNUT	2								
							MOVEABLE POINT DRAWBAR ASSEMBLY				

CHAMPION ROAD MACHINERY



ISSUE No
N° D'ÉMISSION
N° DE EDICION

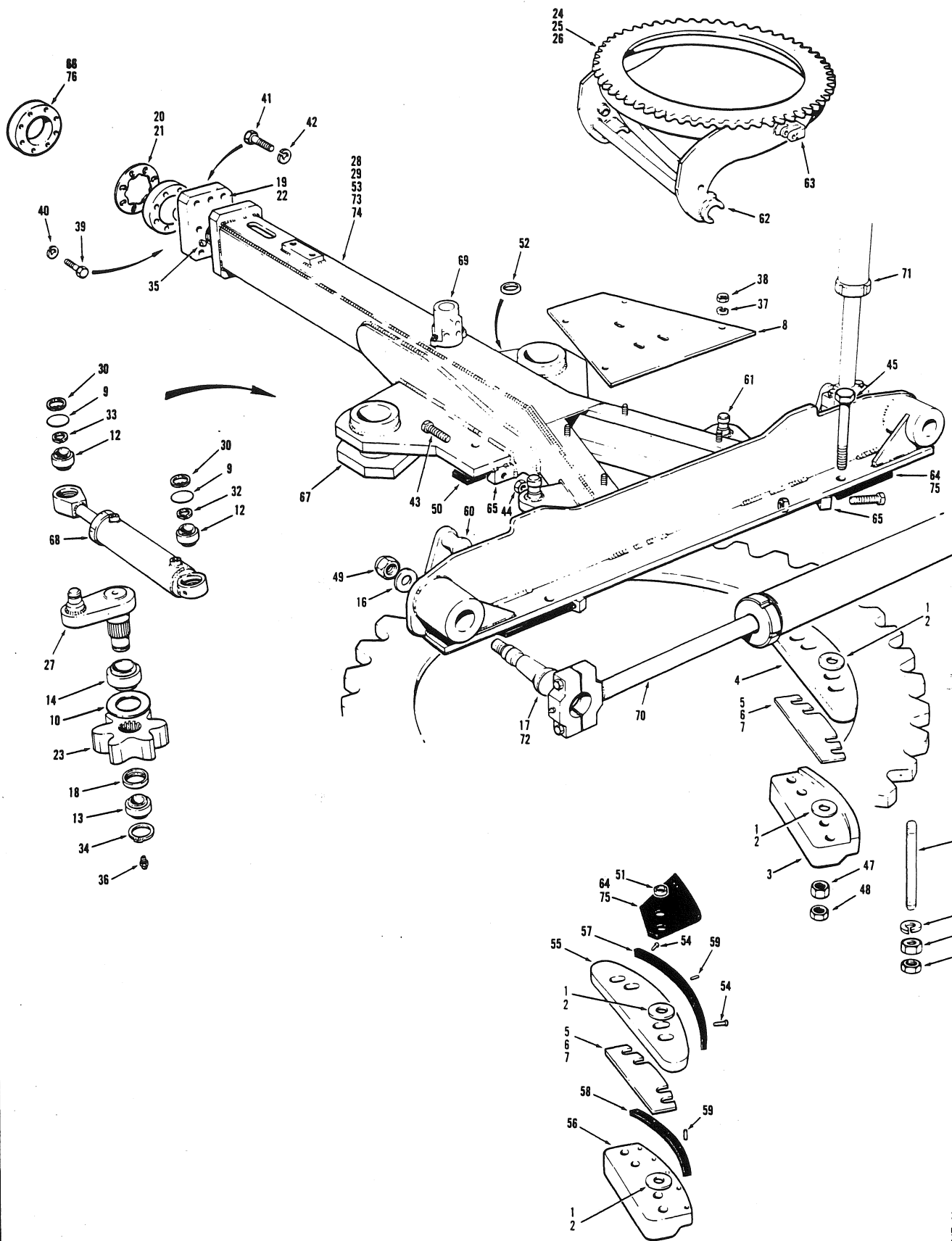
EFFECTIVE SERIAL NUMBER(S) 21481 & UP
 NUMERO(S) DE SÉRIE EFFECTIFS
 NUMERO(S) DE SERIE EFECTIVO(S)

700 SERIES
SERIE 700

SECTION 2 PAGE 3
 SECCION 2 PAGINA 3

SECTION SECCION		PAGE PAGINA		ISSUE No. N° D'ÉMISSION N° DE EDICION		CIRCLE & DRAWBAR ASSEMBLY - Models 710 thru 740A			APRIL 1991	
No. N° N°	PART No. N° DE PIÈCE N° DE PIEZA	DESCRIPTION DESCRIPTION DESCRIPCION	No. REQ. N° REQ. N° REQ.	REMARKS REMARQUES NOTAS	No. N° N°	PART No. N° DE PIÈCE N° DE PIEZA	DESCRIPTION DESCRIPTION DESCRIPCION	No. REQ. N° REQ. N° REQ.	REMARKS REMARQUES NOTAS	
	33276	GUIDE & CLAMP PLATE KIT - LIGHT & MEDIUM CIRCLES - INCLUDES ITEMS 1 TO 7					DURAMIDE COMPONENTS OPTIONAL ON MODELS 710 thru 720A STANDARD ON MODELS 730 thru 740A			
1	5670A	SHIM - .010"	14		50	51698	DURAMIDE FRONT PLATE	1		
2	5670B	SHIM - .020"	30		51	52431	SPACER	4		
3	12082	CLAMP PLATE	3	710 thru 720A	52	52432	SPACER	4		
4	12086	GUIDE PLATE	3	710 thru 720A	53	57554	DRAWBAR	1	710 thru 720A	
5	12119-10	SHIM - 10 GA.	6		54	53063	CAPSCREW - BRASS	6		
6	12119-16	SHIM - 16 GA.	10		55	54338	GUIDE PLATE	3		
7	12119-20	SHIM - 20 GA.	6		56	54340	CLAMP PLATE	3		
8	12924	COVER PLATE	1		57	54341	DURAMIDE BEARING PLATE	3		
9	15358	EXPANSION PLUG	2		58	54342	DURAMIDE BEARING PLATE	3		
10	16507	EXPANSION PLUG	2		59	54934	PIN - BRASS	30		
11	18340	BEARING - 40 mm	2		60	1495E	BALL PIN	2		
12	19629	BEARING - 35 mm	3		61	12954	ANCHOR PIVOT	2		
13	19630	BEARING - 50 mm	2		62	58400	ARM PIVOT	2	Repair Part	
14	19631	BEARING - 70 mm	2		63	59013	STRADDLE MOUNT	2		
15	24323	STUD	2	740/740A	64	51604	DURAMIDE RUB PLATE	2		
16	25287	WASHER	1							
17	30203	BALL STUD	2		65	45714	SCREW BLOCK - FRONT & REAR	3	740/740A Repair Part	
18	42855	SPACER	2		66	48364	BALL SEAT	1		
19	45752	BALL STUD	1		67	52349	DRIVE PINION MOUNT	1		
20	48405	SHIM - .010"	6		68		CIRCLE TURN CYLINDERS	REF.	Sect 2 Pg 7	
21	48406	SHIM - .020"	4		69		CIRCLE TURN VALVE	REF.	Sect 2 Pg 9	
22	48411	BALL STUD	4	740/740A	70		CIRCLE SHIFT CYLINDER	REF.	Sect 2 Pg 11	
23	52118	CIRCLE DRIVE PINION	2		71		BLADE LIFT CYLINDER	REF.	Sect 3 Pg 5	
24	*58790	CIRCLE	1	710/710A						
25	*58782	CIRCLE	1	720 thru 730A						
26	*58783	CIRCLE	1	740/740A						
27	59090	CIRCLE CRANK	2							
28	58401	DRAWBAR	1	710 thru 730A						
29	57549	DRAWBAR	1	740/740A						
30	19B-218	SNAP RING	2							
31	19B-244	SNAP RING	2							
32	19C-137	SNAP RING	2							
33	19C-156	SNAP RING	2							
34	19F-050	SNAP RING	2		72	49796	BALL STUD	1	710 thru 730A	
35	28A-04	GREASE FITTING	1		73	58431	DRAWBAR	1	710 thru 730A	
36	29E-04	GREASE FITTING	2		74	58344	DRAWBAR	1	740/740A	
37	14A-08	LOCKWASHER	4		75	51605	DURAMIDE RUB PLATE	2		
38	30A-08	NUT	4		76	48408	BALL CAP	1		
39	51A-1020	BOLT	8							
40	14A-10	LOCKWASHER	8							
41	51A-1220	BOLT	8							
42	14A-12	LOCKWASHER	8							
43	70F-1664	SET SCREW	16							
44	30D-16	NUT	6							
45	50A-1864	BOLT	6							
46	14A-18	LOCKWASHER	6							
47	30A-18	NUT	6							
48	30D-18	JAM NUT	6							
49	37H-20	LOCKNUT	2							

CHAMPION ROAD MACHINERY



CIRCLE & DRAWBAR ASSEMBLY - Models 710 thru 740A

FOR LIST OF PARTS - TURN THIS PAGE POUR LA LISTE DES PIÈCES - VOIR AU VERSO PARA LA LISTA DE LAS PIEZAS - VER AL VERSO

ISSUE No. 11
 N° D'ÉMISSION
 N° DE EDICIÓN

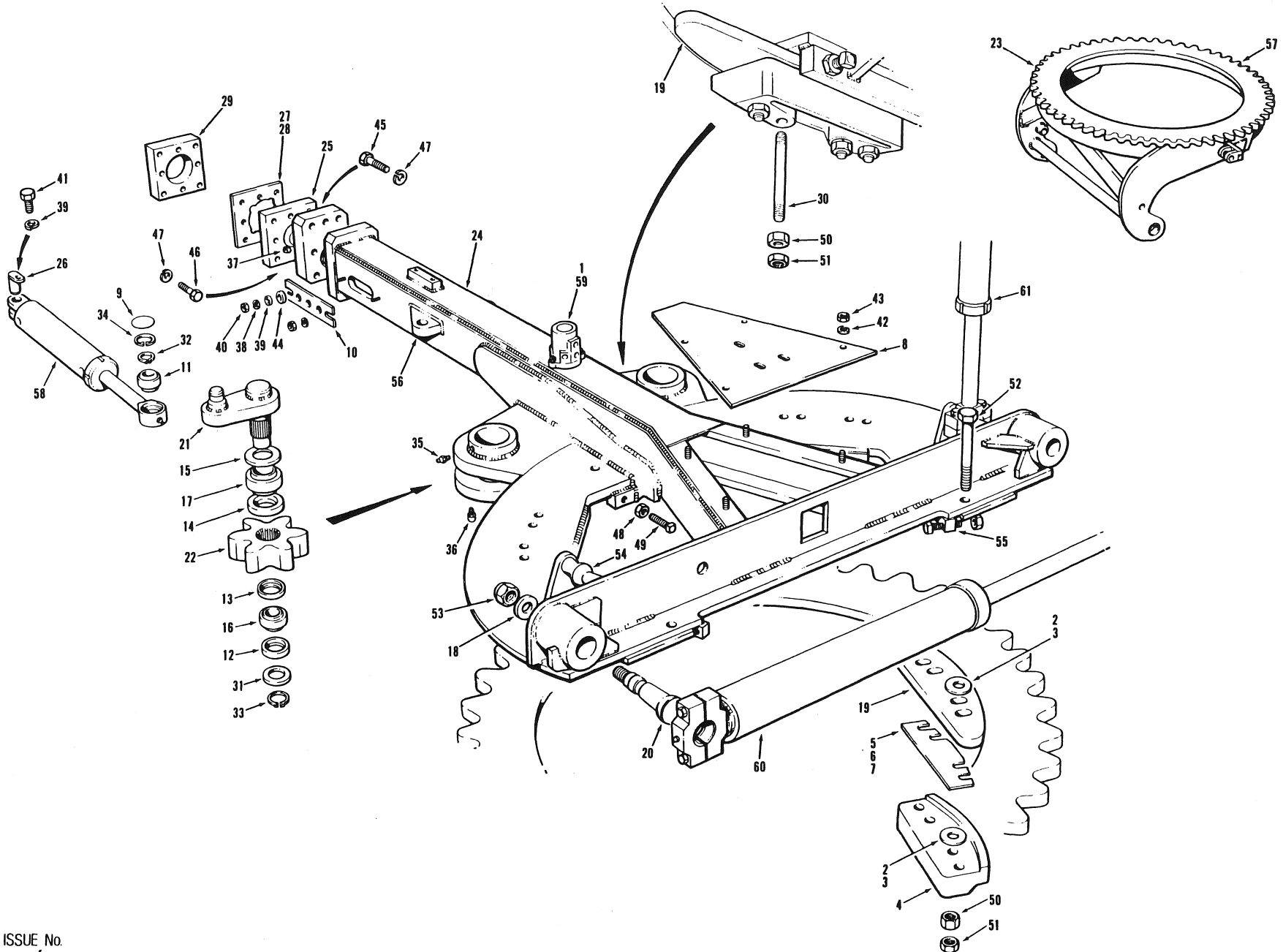
EFFECTIVE SERIAL NUMBER(S)
 NUMERO(S) DE SÉRIE EFFECTIF(S)
 NUMERO(S) DE SERIE EFECTIVO(S)

21647 & UP
 EXCLUDING 21649, 21687,
 & 21688

700 SERIES
SERIE 700

SECTION 2 **PAGE 3**
SECCION 2 **PAGINA 3**

SECTION SECCION		PAGE PAGINA		ISSUE No. N° D'ÉMISSION N° DE EDICION		CIRCLE & DRAWBAR ASSEMBLY - Models 710 thru 740A				JUNE 1991	
No. N° N°	PART No. N° DE PIÈCE N° DE PIEZA	DESCRIPTION DESCRIPTION DESCRIPCION	No. REQ. N° REQ. N° REQ.	REMARKS REMARQUES NOTAS	No. N° N°	PART No. N° DE PIÈCE N° DE PIEZA	DESCRIPTION DESCRIPTION DESCRIPCION	No. REQ. N° REQ. N° REQ.	REMARKS REMARQUES NOTAS		
	33276	GUIDE & CLAMP PLATE KIT - LIGHT & MEDIUM CIRCLES - INCLUDES ITEMS 1 TO 7					DURAMIDE COMPONENTS				
							OPTIONAL ON MODELS 710 thru 720A				
							STANDARD ON MODELS 730 thru 740A				
1	5670A	SHIM - .010"	14		50	51698	DURAMIDE FRONT PLATE	1			
2	5670B	SHIM - .020"	30		51	52431	SPACER	4			
3	12082	CLAMP PLATE	3	710 thru 720A	52	52432	SPACER	4			
4	12086	GUIDE PLATE	3	710 thru 720A	53	57554	DRAWBAR	1	710 thru 720A		
5	12119-10	SHIM - 10 GA.	6		54	53063	CAPSCREW - BRASS	6			
6	12119-16	SHIM - 16 GA.	10		55	54338	GUIDE PLATE	3			
7	12119-20	SHIM - 20 GA.	6		56	54340	CLAMP PLATE	3			
8	12924	COVER PLATE	1		57	54341	DURAMIDE BEARING PLATE	3			
9	*59030	EXPANSION PLUG	4		58	54342	DURAMIDE BEARING PLATE	3			
10	*58963	SPACER	2		59	54934	PIN - BRASS	30			
12	19629	BEARING - 35 mm	4		60	1495E	BALL PIN	2			
13	19630	BEARING - 50 mm	2		61	12954	ANCHOR PIVOT	2			
14	19631	BEARING - 70 mm	2		62	58400	ARM PIVOT	2	Repair Part		
15	24323	STUD	2	740/740A	63	59013	STRADDLE MOUNT	2			
16	25287	WASHER	1		64	51604	DURAMIDE RUB PLATE	2			
17	30203	BALL STUD	2								
18	42855	SPACER	2								
19	45752	BALL STUD	1								
20	48405	SHIM - .010"	6		65	45714	SCREW BLOCK - FRONT & REAR	3	740/740A		
21	48408	SHIM - .020"	4		66	48364	BALL SEAT	1	Repair Part		
22	48411	BALL STUD	1	740/740A	67	52349	DRIVE PINION MOUNT	1			
23	52118	CIRCLE DRIVE PINION	2								
24	58790	CIRCLE	1	710/710A	68		CIRCLE TURN CYLINDERS	REF.	Sect 2 Pg 7		
25	58782	CIRCLE	1	720 thru 730A							
26	58783	CIRCLE	1	740/740A	69		CIRCLE TURN VALVE	REF.	Sect 2 Pg 9		
27	59090	CIRCLE CRANK	2								
28	58401	DRAWBAR	1	710 thru 730A	70		CIRCLE SHIFT CYLINDER	REF.	Sect 2 Pg 11		
29	57549	DRAWBAR	1	740/740A							
30	19B-250	SNAP RING	4		71		BLADE LIFT CYLINDER	REF.	Sect 3 Pg 5		
32	19C-137	SNAP RING	2								
33	19C-158	SNAP RING	2								
34	19F-050	SNAP RING	2								
35	28A-04	GREASE FITTING	1		72	49796	MOVEABLE POINT DRAWBAR ASSEMBLY				
36	29E-04	GREASE FITTING	2		73	58431	BALL STUD	1	710 thru 730A		
37	14A-08	LOCKWASHER	4		74	58344	DRAWBAR	1	710 thru 730A		
38	30A-08	NUT	4		75	51605	DURAMIDE RUB PLATE	2	740/740A		
39	51A-1020	BOLT	8		76	48408	BALL CAP	1			
40	14A-10	LOCKWASHER	8								
41	51A-1220	BOLT	8								
42	14A-12	LOCKWASHER	8								
43	70F-1664	SET SCREW	16								
44	30D-16	NUT	6								
45	50A-1864	BOLT	6								
46	14A-18	LOCKWASHER	6								
47	30A-18	NUT	6								
48	30D-18	JAM NUT	6								
49	37H-20	LOCKNUT	2								



EFFECTIVE SERIAL NUMBERS) 16224, 16245 & UP
 NUMEROS) DE SERIE EFFECTIF(S)
 NUMEROS) DE SERIE EFFECTIVO(S)
 U.S. 2021-2 & UP

700 SERIES
 SERIE 700

SECTION 2 PAGE 5
 SECCION 2 PAGINA 5

ISSUE No.
 N° D'ÉMISSION
 N° DE EDICION 1

CIRCLE & DRAWBAR ASSEMBLY - MODEL 740 THRU 760 - OPTIONAL

OCTOBER 1984

FOR LIST OF PARTS - TURN THIS PAGE

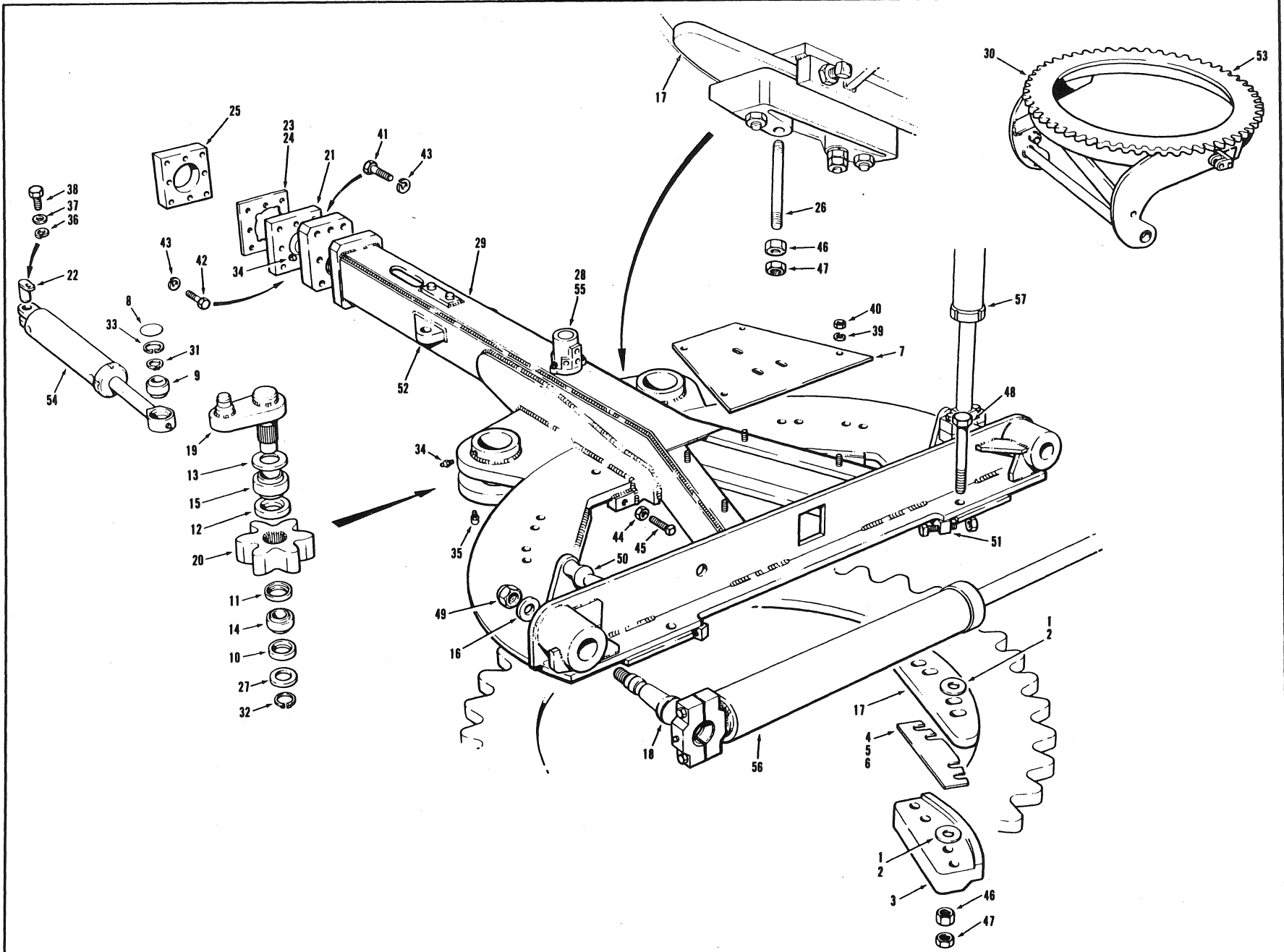
POUR LA LISTE DES PIÈCES - VOIR AU VERSO

PARA LA LISTA DE LAS PIEZAS - VER AL VERSO

USE ONLY CHAMPION APPROVED PARTS

SECTION SECCION		PAGE PAGINA		ISSUE No. N° D'ÉMISSION N° DE EDICION		CIRCLE & DRAWBAR ASSEMBLY - MODEL 740 THRU 760 - OPTIONAL				OCTOBER 1984	
No. N° N°	PART No. N° DE PIÈCE N° DE PIEZA	DESCRIPTION DESCRIPTION DESCRIPCION	No. REQ. N° REQ. N° REQ.	REMARKS REMARQUES NOTAS	No. N° N°	PART No. N° DE PIECE N° DE PIEZA	DESCRIPTION DESCRIPTION DESCRIPCION	No. REQ. N° REQ. N° REQ.	REMARKS REMARQUES NOTAS		
1	37007	SHIM - CIRCLE TURN VALVE	A.R.		38	14A-06	LOCKWASHER	4			
2	5670A	SHIM - .010"	A.R.		39	14C-06	FLATWASHER	6			
3	5670B	SHIM - .020"	A.R.		40	30A-06	NUT	4			
4	12082	CLAMP PLATE	5		41	50A-0606	BOLT	2			
5	12119-10	SHIM - 10 Ga.	A.R.		42	14A-08	LOCKWASHER	4			
6	12119-16	SHIM - 16 Ga.	A.R.		43	30A-08	NUT	4			
7	12119-20	SHIM - 20 Ga.	A.R.		44	14C-08	FLATWASHER	4			
8	12924	COVER	1		45	51A-1228	BOLT	8			
9	16507	EXPANSION PLUG	2		46	51A-1232	BOLT	8			
10	17521	MOUNTING PLATE	2		47	14A-12	LOCKWASHER	16			
11	18340	PLAIN BEARING - 40mm	2		48	30D-16	JAM NUT	10			
12	19156	BEARING SEAL - BOTTOM - 70mm	2		49	70F-1664	SET SCREW	10			
13	19157	BEARING SEAL - TOP - 50mm	2		50	30A-18	NUT	A.R.			
14	19158	BEARING SEAL - BOTTOM - 50mm	2		51	30D-18	JAM NUT	A.R.			
15	19159	BEARING SEAL - TOP - 70mm	2		52	50A-1864	BOLT	A.R.			
16	19630	PLAIN BEARING - 50mm	2		53	37H-20	LOCKNUT	2			
17	19631	PLAIN BEARING - 70mm	2								
18	25287	WASHER - SPECIAL	2		54	1495E	BALL PIN	A.R.	} REPAIR PARTS		
19	30070	CIRCLE GUIDE PLATE	5		55	14117-19	SCREW BLOCK	A.R.			
20	30203	BALL STUD	1		56	26954	LUG - CIRCLE TURN CYLINDER	A.R.			
21	30217	CIRCLE CRANK ARM	2		57	27577	6 TOOTH SEGMENT	A.R.			
22	30218	CIRCLE DRIVE PINION	2								
23	32064	HEAVY CIRCLE ASSY.	1								
24	32065	DRAWBAR ASSY.	1		58		CIRCLE TURN CYLINDER	REF.	SECTION 2 PAGES 7/8		
25	32071	BALL STUD - LONG	1								
26	32118	PIN	2		59		CIRCLE TURN VALVE	REF.	SECTION 2 PAGES 9/10		
27	32140	SHIM - .010"	A.R.								
28	32141	SHIM - .020"	A.R.		60		CIRCLE SHIFT CYLINDER	REF.	SECTION 2 PAGES 11/12		
29	32394	DRAWBAR BALL SEAT	1								
30	34803	STUD - FRONT MOUNT PLATE	2		61		BLADE LIFT CYLINDER	REF.	SECTION 3 PAGES 5/6		
31	35092	RETAINER WASHER	2								
32	19C-156	SNAP RING	2								
33	19F-050	SNAP RING	2								
34	19B-244	SNAP RING	2								
35	29A-02	GREASE FITTING	4								
36	29A-04	GREASE FITTING	2								
37	29B-02	GREASE FITTING	1								

CHAMPION ROAD MACHINERY



EFFECTIVE SERIAL NUMBERS) 16886, 16887 & 16894 & UP
 NUMEROS) DE SERIE EFFECTIFS)
 NUMEROS) DE SERIE EFFECTIVOS)
 U.S. 2472-2 & UP

700 SERIES
 SERIE 700

SECTION 2 PAGE 5
 SECCION 2 PAGINA 5

ISSUE No.
 N° D'ÉMISSION
 N° DE EDICION 2 REVISION A

CIRCLE & DRAWBAR ASSEMBLY - 740 THRU 760 - OPTIONAL

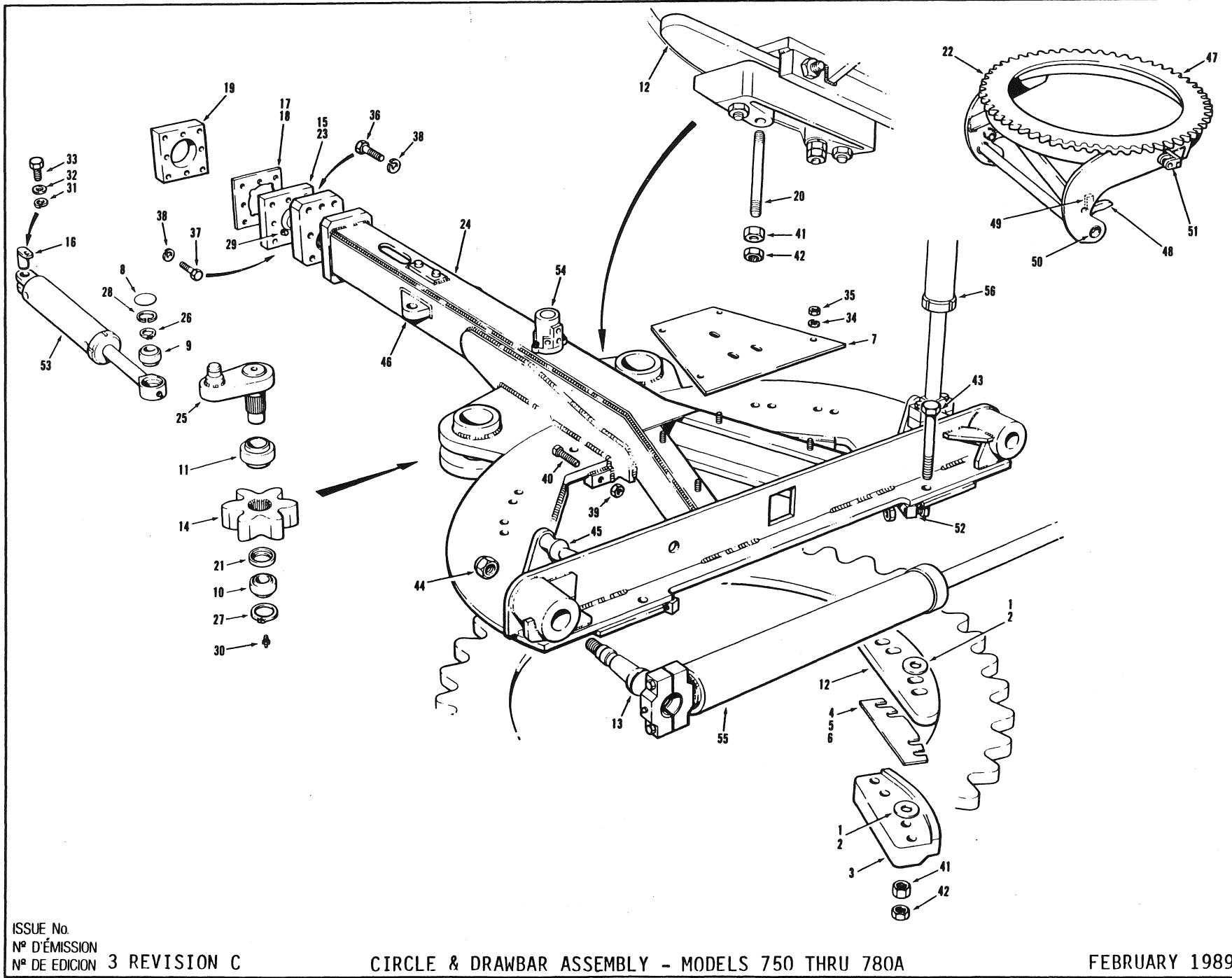
SEPTEMBER 1986

FOR LIST OF PARTS - TURN THIS PAGE POUR LA LISTE DES PIÈCES - VOIR AU VERSO PARA LA LISTA DE LAS PIEZAS - VER AL VERSO

USE ONLY CHAMPION APPROVED PARTS

SECTION SECCION 2		PAGE PAGINA 6	ISSUE No. N° D'ÉMISSION N° DE EDICION	2 REVISION A CIRCLE & DRAWBAR ASSEMBLY - MODEL 740 THRU 760 - OPTIONAL			SEPTEMBER 1986		
No. N° N°	PART No. N° DE PIÈCE N° DE PIEZA	DESCRIPTION DESCRIPTION DESCRIPCION	No. REQ. N° REQ. N° REQ.	REMARKS REMARQUES NOTAS	No. N° N°	PART No. N° DE PIECE N° DE PIEZA	DESCRIPTION DESCRIPTION DESCRIPCION	No. REQ. N° REQ. N° REQ.	REMARKS REMARQUES NOTAS
1	5670A	SHIM - .010"	A.R.		36	14A-06	LOCKWASHER	2	
2	5670B	SHIM - .020"	A.R.		37	14C-06	FLATWASHER	2	
3	12082	CLAMP PLATE	5		38	50A-0606	BOLT	2	
4	12119-10	SHIM - 10 GA.	A.R.		39	14A-08	LOCKWASHER	4	
5	12119-16	SHIM - 16 GA.	A.R.		40	30A-08	NUT	4	
6	12119-20	SHIM - 20 GA.	A.R.		41	51A-1228	BOLT	8	
7	12924	COVER	1		42	51A-1232	BOLT	8	
8	16507	EXPANSION PLUG	2		43	14A-12	LOCKWASHER	16	
9	18340	PLAIN BEARING - 40mm	2		44	30D-16	JAM NUT	10	
10	19156	BEARING SEAL - BOTTOM - 70mm	2		45	70F-1664	SET SCREW	10	
11	19157	BEARING SEAL - TOP - 50mm	2		46	30A-18	NUT	4	
12	19158	BEARING SEAL - BOTTOM - 50mm	2		47	30D-18	JAM NUT	4	
13	19159	BEARING SEAL - TOP - 70mm	2		48	50A-1864	BOLT	2	
14	19630	PLAIN BEARING - 50mm	2		49	37H-20	LOCKNUT	2	
15	19631	PLAIN BEARING - 70mm	2						
16	25287	WASHER - SPECIAL	2		50	1495E	BALL PIN	A.R.	} REPAIR PARTS
17	30070	CIRCLE GUIDE PLATE	5		51	14117-19	SCREW BLOCK	A.R.	
18	30203	BALL STUD	1		52	26954	LUG - CIRCLE TURN CYLINDER	A.R.	
19	30217	CIRCLE CRANK ARM	2		53	27577	6 TOOTH SEGMENT	A.R.	
20	30218	CIRCLE DRIVE PINION	2						
21	32071	BALL STUD - LONG	1		54		CIRCLE TURN CYLINDER	REF.	SECTION 2
22	32118	PIN	2						PAGE 8
23	32140	SHIM - .010"	A.R.		55		CIRCLE TURN VALVE	REF.	SECTION 2
24	32141	SHIM - .020"	A.R.						PAGE 10
25	32394	DRAWBAR BALL SEAT	1		56		CIRCLE SHIFT CYLINDER	REF.	SECTION 2
26	34803	STUD - FRONT MOUNT PLATE	2						PAGE 12
27	35092	RETAINER WASHER	2		57		BLADE LIFT CYLINDER	REF.	SECTION 3
28	41384	SHIM - CIRCLE TURN VALVE	A.R.						PAGE 6
29	42011	DRAWBAR ASSY.	1						
30	42429	HEAVY CIRCLE ASSY.	1						
31	19C-156	SNAP RING	2						
32	19F-050	SNAP RING	2						
33	19B-244	SNAP RING	2						
34	29A-02	GREASE FITTING	4						
35	29A-04	GREASE FITTING	2						

CHAMPION ROAD MACHINERY



EFFECTIVE SERIAL NUMBERS) 18029 & UP
 NUMEROS) DE SERIE EFFECTIFS)
 NUMEROS) DE SERIE EFECTIVOS)

700 SERIES
 SERIE 700

SECTION 2 PAGE 5
 SECCION 2 PAGINA 5

ISSUE No.
 N° D'ÉMISSION
 N° DE EDICION 3 REVISION C

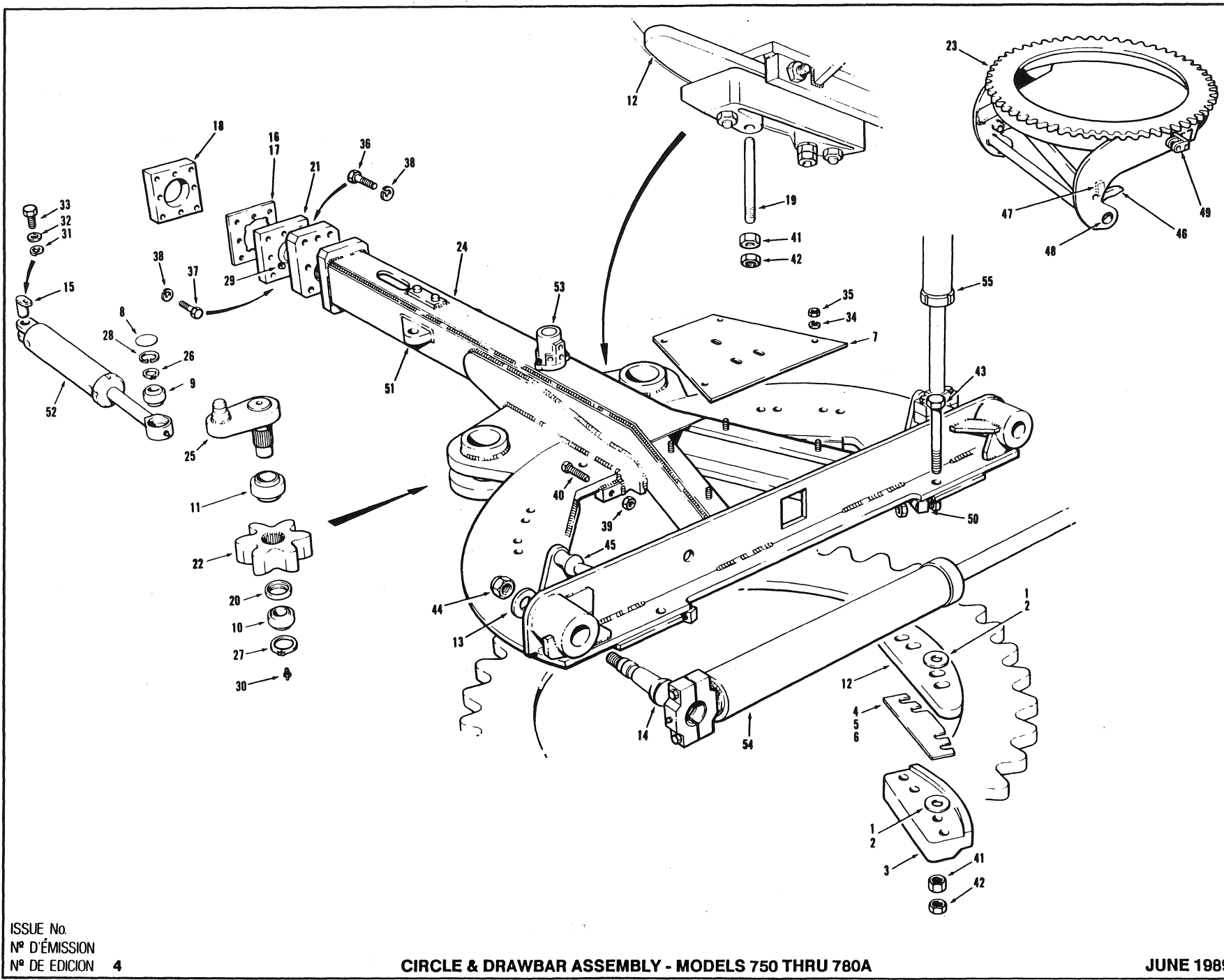
CIRCLE & DRAWBAR ASSEMBLY - MODELS 750 THRU 780A

FEBRUARY 1989

FOR LIST OF PARTS - TURN THIS PAGE POUR LA LISTE DES PIÈCES - VOIR AU VERSO PARA LA LISTA DE LAS PIEZAS - VER AL VERSO

USE ONLY CHAMPION APPROVED PARTS

SECTION 2		PAGE 6		ISSUE No. N° D'ÉMISSION 3 REVISION C		CIRCLE & DRAWBAR ASSEMBLY - MODELS 750 THRU 780A			FEBRUARY 1989	
No. N° N°	PART No. N° DE PIÈCE N° DE PIEZA	DESCRIPTION DESCRIPTION DESCRIPCION	No. REQ. N° REQ. N° REQ.	REMARKS REMARQUES NOTAS	No. N° N°	PART No. N° DE PIECE N° DE PIEZA	DESCRIPTION DESCRIPTION DESCRIPCION	No. REQ. N° REQ. N° REQ.	REMARKS REMARQUES NOTAS	
1	5670A	SHIM - .010"	A.R.		31	14A-06	LOCKWASHER	2		
2	5670B	SHIM - .020"	A.R.		32	14C-06	FLATWASHER	2		
3	12082	CLAMP PLATE	5		33	50A-0606	BOLT	2		
4	12119-10	SHIM - 10 GA.	A.R.		34	14A-08	LOCKWASHER	4		
5	12119-16	SHIM - 16 GA.	A.R.		35	30A-08	NUT	4		
6	12119-20	SHIM - 20 GA.	A.R.		36	51A-1228	BOLT	8		
7	12924	COVER	1		37	51A-1232	BOLT	8		
8	16507	EXPANSION PLUG	2		38	14A-12	LOCKWASHER	16		
9	18340	PLAIN BEARING - 40mm	2		39	30D-16	JAM NUT	10		
10	19630	PLAIN BEARING - 50mm	2		40	70F-1664	SET SCREW	10		
11	19631	PLAIN BEARING - 70mm	2		41	30A-18	NUT	16		
12	30070	CIRCLE GUIDE PLATE	5		42	30D-18	JAM NUT	16		
13	*49796	BALL STUD	2		43	50A-1864	BOLT	14		
14	30218	CIRCLE DRIVE PINION	2		44	37H-20	LOCKNUT	2		
15	32071	BALL STUD - LONG	1							
16	32118	PIN	2		45	1495E	BALL PIN	A.R.		
17	32140	SHIM - .010"	A.R.		46	26954	LUG - CIRCLE TURN CYLINDER	A.R.		
18	32141	SHIM - .020"	A.R.		47	27577	6 TOOTH SEGMENT	A.R.		
19	32394	DRAWBAR BALL SEAT	1		48	30493	STONE GUARD	2	REPAIR	
20	34803	STUD - FRONT MOUNT PLATE	2		49	32064-11	STOP BLOCK	2	PARTS	
21	42855	SPACER	2		50	42437	BUSHING	2		
22	44407	HEAVY CIRCLE ASSY.	1		51	42790	MOUNTING LUG	2		
23	44588	BALL STUD - SHORT - SPECIAL - R.H. WING	1	780A	52	45714	SCREW BLOCK	A.R.		
24	44750	DRAWBAR ASSY.	1							
25	45743	CIRCLE CRANK ARM	2		53		CIRCLE TURN CYLINDER	REF.	SECTION 2 PAGE 8	
26	19C-156	SNAP RING	2		54		CIRCLE TURN VALVE	REF.	SECTION 2 PAGE 10	
27	19F-050	SNAP RING	2							
28	19B-244	SNAP RING	2		55		CIRCLE SHIFT CYLINDER	REF.	SECTION 2 PAGE 12	
29	29D-02	GREASE FITTING	1							
30	29E-04	GREASE FITTING	2		56		BLADE LIFT CYLINDER	REF.	SECTION 3 PAGE 6	



EFFECTIVE SERIAL NUMBERS(S)
 NUMEROS(S) DE SÉRIE EFFECTIF(S)
 NUMEROS(S) DE SERIE EFFECTIVOS(S)

19919, 19933 & UP

700 SERIES
 SERIE 700

SECTION 2 PAGE 5
 SECCION 2 PAGINA 5

ISSUE No.
 N° D'ÉMISSION
 N° DE EDICION 4

CIRCLE & DRAWBAR ASSEMBLY - MODELS 750 THRU 780A

JUNE 1989

FOR LIST OF PARTS - TURN THIS PAGE

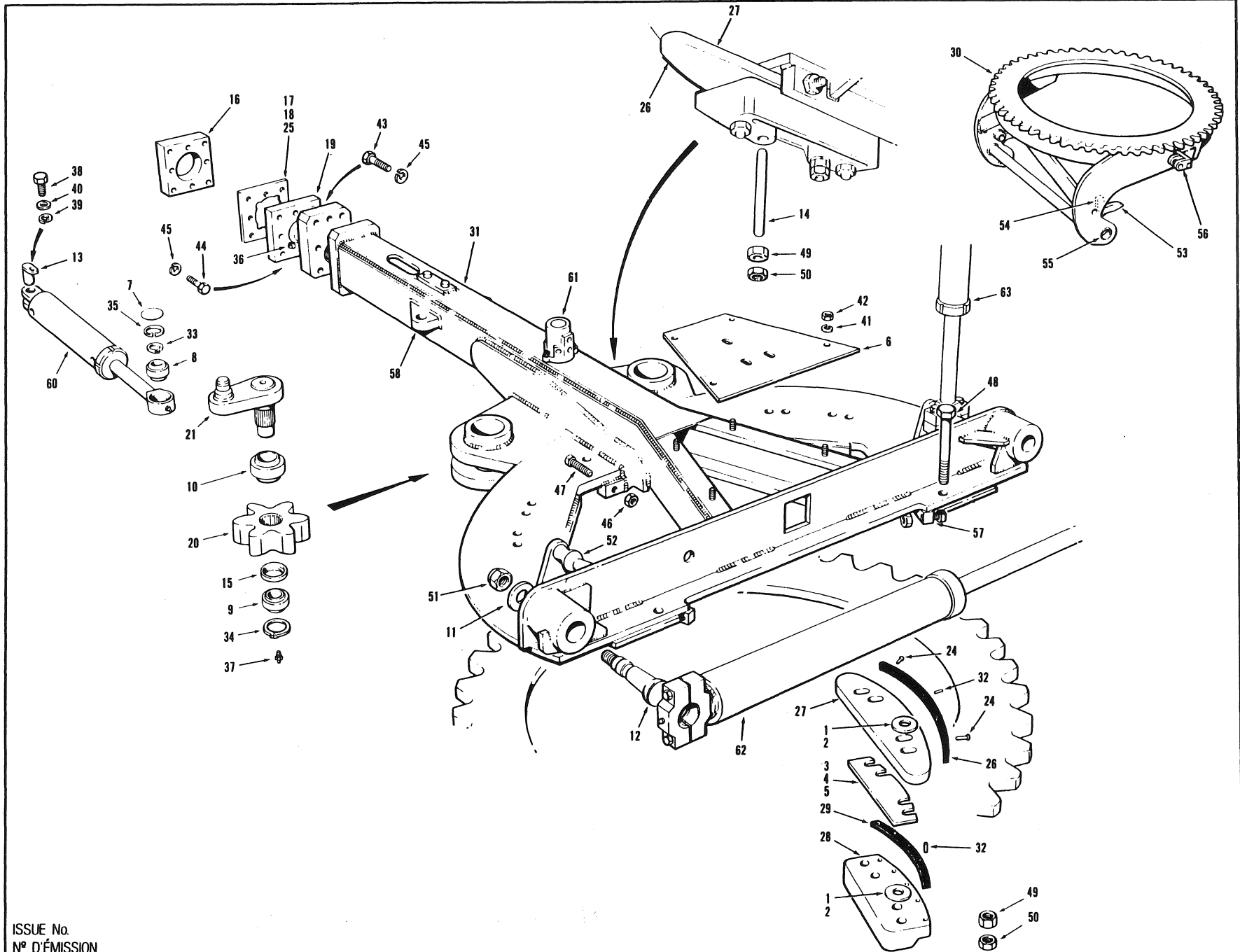
POUR LA LISTE DES PIÈCES - VOIR AU VERSO

PARA LA LISTA DE LAS PIEZAS - VER AL VERSO

USE ONLY CHAMPION APPROVED PARTS

SECTION SECCION		PAGE PAGINA		ISSUE No. N° D'ÉMISSION N° DE EDICION		CIRCLE & DRAWBAR ASSEMBLY - MODELS 750 THRU 780A				JUNE 1989	
No. N° N°	PART No. N° DE PIÈCE N° DE PIEZA	DESCRIPTION DÉSCRIPTION DESCRIPCION	No. REQ. N° REQ. N° REQ.	REMARKS REMARQUES NOTAS	No. N° N°	PART No. N° DE PIÈCE N° DE PIEZA	DESCRIPTION DÉSCRIPTION DESCRIPCION	No. REQ. N° REQ. N° REQ.	REMARKS REMARQUES NOTAS		
1	5670A	SHIM - .010"	A.R.		30	29E-04	GREASE FITTING	2			
2	5670B	SHIM - .020"	A.R.		31	14A-06	LOCKWASHER	2			
3	12082	CLAMP PLATE	5		32	14C-06	FLATWASHER	2			
4	12119-10	SHIM - 10 GA.	A.R.		33	50A-0606	BOLT	2			
5	12119-16	SHIM - 16 GA.	A.R.		34	14A-08	LOCKWASHER	4			
6	12119-20	SHIM - 20 GA.	A.R.		35	30A-08	NUT	4			
7	12924	COVER	1		36	51A-1228	BOLT	8			
8	16507	EXPANSION PLUG	2		37	51A-1232	BOLT	8			
9	18340	PLAIN BEARING - 40 mm	2		38	14A-12	LOCKWASHER	16			
10	19630	PLAIN BEARING - 50 mm	2		39	30D-16	JAM NUT	10			
11	19631	PLAIN BEARING - 70 mm	2		40	70F-1664	SET SCREW	10			
12	30070	CIRCLE GUIDE PLATE	5		41	30A-18	NUT	16			
13	*25287	WASHER	2		42	30D-18	JAM NUT	16			
14	*30203	BALL STUD	2		43	50A-1864	BOLT	14			
15	32118	PIN	2		44	37H-20	LOCKNUT	2			
16	32140	SHIM - .010"	A.R.		45	1495E	BALL PIN	A.R.			
17	32141	SHIM - .020"	A.R.		46	30493	STONE GUARD	2			
18	32394	DRAWBAR BALL SEAT	1		47	32064-11	STOP BLOCK	2	REPAIR PARTS		
19	34803	STUD - FRONT MOUNT PLATE	2		48	42437	BUSHING	2			
20	42855	SPACER	2		49	42790	MOUNTING LUG	2			
21	44588	BALL STUD	1		50	45714	SCREW BLOCK	A.R.			
22	*52119	CIRCLE DRIVE PINION	2		51	52385	LUG - CIRCLE TURN CYLINDER	A.R.			
23	*52357	HEAVY CIRCLE ASSEMBLY	1		52		CIRCLE TURN CYLINDER	REF.	SECTION 2 PAGE 8		
24	*52371	DRAWBAR ASSEMBLY	1								
25	*52379	CIRCLE CRANK	2		53		CIRCLE TURN VALVE	REF.	SECTION 2 PAGE 10		
26	19C-156	SNAP RING	2								
27	19F-050	SNAP RING	2		54		CIRCLE SHIFT CYLINDER	REF.	SECTION 2 PAGE 12		
28	19B-244	SNAP RING	2								
29	28A-04	GREASE FITTING	1		55		BLADE LIFT CYLINDER	REF.	SECTION 3 PAGE 6		

CHAMPION ROAD MACHINERY



EFFECTIVE SERIAL NUMBERS) 20307 & UP
 NUMEROS) DE SERIE EFFECTIF(S)
 NUMEROS) DE SERIE EFFECTIVOS)

700 SERIES
 SERIE 700

SECTION 2 PAGE 5
 SECCION 2 PAGINA 5

ISSUE No.
 N° D'ÉMISSION
 N° DE EDICION 5

CIRCLE & DRAWBAR ASSEMBLY - MODELS 750 THRU 780A

JANUARY 1990

FOR LIST OF PARTS - TURN THIS PAGE

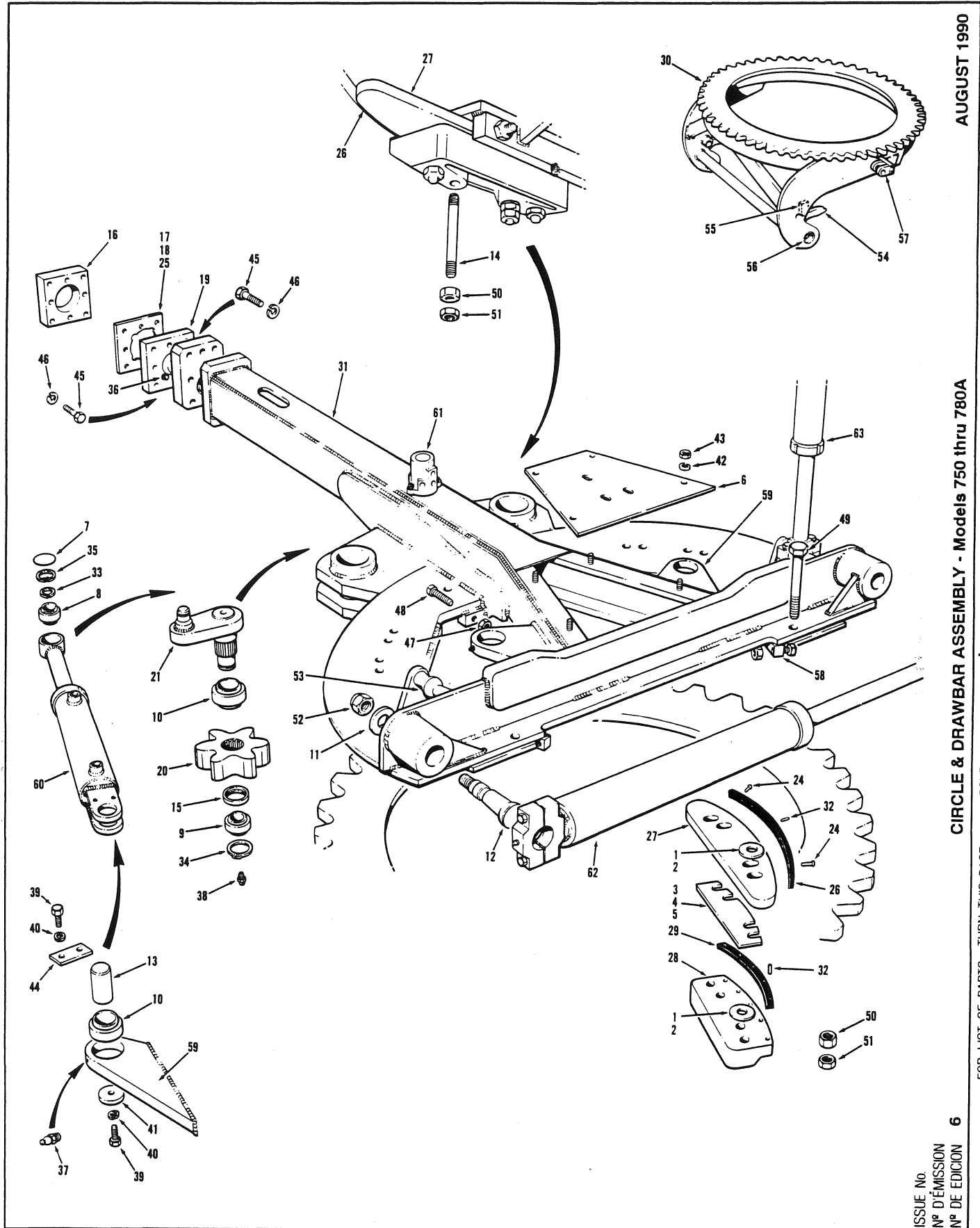
POUR LA LISTE DES PIÈCES - VOIR AU VERSO

PARA LA LISTA DE LAS PIEZAS - VER AL VERSO

USE ONLY CHAMPION APPROVED PARTS

SECTION SECCION		PAGE PAGINA		ISSUE No. N° D'ÉMISSION N° DE EDICION		CIRCLE & DRAWBAR ASSEMBLY - MODELS 750 THRU 780A			JANUARY 1990	
No. N° N°	PART No. N° DE PIÈCE N° DE PIEZA	DESCRIPTION DÉSCRIPTION DESCRIPCION	No. REQ N° REQ. N° REQ.	REMARKS REMARQUES NOTAS	No. N° N°	PART No. N° DE PIECE N° DE PIEZA	DESCRIPTION DÉSCRIPTION DESCRIPCION	No. REQ N° REQ. N° REQ.	REMARKS REMARQUES NOTAS	
1	5670A	SHIM - .010"	A.R.		50	30D-18	JAM NUT	16		
2	5670B	SHIM - .020"	A.R.		51	37H-20	LOCKNUT	2		
3	12119-10	SHIM - 10 GA.	A.R.		52	1495E	BALL PIN	A.R.		
4	12119-16	SHIM - 16 GA.	A.R.		53	30493	STONE GUARD	2		
5	12119-20	SHIM - 20 GA.	A.R.		54	32064-11	STOP BLOCK	2		
6	12924	COVER	1		55	*36968	BUSHING	2	REPAIR PART	
7	16507	EXPANSION PLUG	2		56	42790	MOUNTING LUG	2		
8	18340	PLAIN BEARING - 40 mm	2		57	45714	SCREW BLOCK	A.R.		
9	19630	PLAIN BEARING - 50 mm	2		58	52385	LUG - CIRCLE TURN CYLINDER	A.R.		
10	19631	PLAIN BEARING - 70 mm	2							
11	25287	WASHER	2							
12	30203	BALL STUD	2		60		CIRCLE TURN CYLINDER	REF.	SECTION 2 PAGE 8	
13	32118	PIN	2							
14	34803	STUD - FRONT MOUNT PLATE	2		61		CIRCLE TURN VALVE	REF.	SECTION 2 PAGE 10	
15	42855	SPACER	2							
16	*48364	DRAWBAR BALL SEAT	1		62		CIRCLE SHIFT CYLINDER	REF.	SECTION 12 PAGE 12	
17	*48405	SHIM - .010"	A.R.							
18	*48406	SHIM - .020"	A.R.		63		BLADE LIFT CYLINDER	REF.	SECTION 3 PAGE 6	
19	48411	BALL STUD	1							
20	52119	CIRCLE DRIVE PINION	2							
21	52379	CIRCLE CRANK	2							
24	*53063	CAPSCREW - BRASS	10							
25	*53345	SHIM - .015"	A.R.							
26	*54337	DURAMIDE GUIDEPLATE STRIP	5							
27	*54339	GUIDE PLATE	5							
28	*54340	CLAMP PLATE	5							
29	*54342	DURAMIDE CLAMP PLATE STRIP	5							
30	*54409	CIRCLE	1							
31	*54614	DRAWBAR	1							
32	*54934	PIN - BRASS	50							
33	19C-156	SNAP RING	2							
34	19F-050	SNAP RING	2							
35	19B-244	SNAP RING	2							
36	28A-04	GREASE FITTING	1							
37	29E-04	GREASE FITTING	2							
38	50A-0606	BOLT	2							
39	14A-06	LOCKWASHER	2							
40	14C-06	FLATWASHER	2							
41	14A-08	LOCKWASHER	4							
42	30A-08	NUT	4							
43	51A-1228	BOLT	8							
44	51A-1232	BOLT	8							
45	14A-12	LOCKWASHER	16							
46	30A-16	JAM NUT	10							
47	70F-1664	SET SCREW	10							
48	50A-1864	BOLT	14							
49	30A-18	NUT	16							

CHAMPION ROAD MACHINERY



AUGUST 1990

CIRCLE & DRAWBAR ASSEMBLY - Models 750 thru 780A

FOR LIST OF PARTS - TURN THIS PAGE POUR LA LISTE DES PIÈCES - VOIR AU VERSO PARA LA LISTA DE LAS PIEZAS - VER AL VERSO

ISSUE No.
N° D'ÉMISSION
N° DE EDICION

6

EFFECTIVE SERIAL NUMBER(S) 20837 & UP
 NUMERO(S) DE SÉRIE EFFECTIF(S)
 NUMERO(S) DE SERIE EFFECTIVO(S)

700 SERIES
SERIE 700

SECTION 2 **PAGE 5**
SECCION 2 **PAGINA 5**

SECTION SECCION		PAGE PAGINA		ISSUE No. N° D'ÉMISSION N° DE EDICION		CIRCLE & DRAWBAR ASSEMBLY - Models 750 thru 780A			AUGUST 1990	
No. N° N°	PART No. N° DE PIÈCE N° DE PIEZA	DESCRIPTION DÉSCRIPTION DESCRIPCION	No. REQ N° REQ. N° REQ.	REMARKS REMARQUES NOTAS	No. N° N°	PART No. N° DE PIÈCE N° DE PIEZA	DESCRIPTION DÉSCRIPTION DESCRIPCION	No. REQ N° REQ. N° REQ.	REMARKS REMARQUES NOTAS	
1	5670A	SHIM - .010"	1		51	30D-18	JAM NUT	16		
2	5670B	SHIM - .020"	1		52	37H-20	LOCKNUT	2		
3	12119-10	SHIM - 10 GA.	1		53	1495E	BALL PIN	2		
4	12119-16	SHIM - 16 GA.	1		54	30493	STONE GUARD	2		
5	12119-20	SHIM - 20 GA.	1		55	32064-11	STOP BLOCK	2		
6	12924	COVER	1		56	36968	BUSHING	2	REPAIR PART	
7	16507	EXPANSION PLUG	2		57	*56954	MOUNTING LUG	2		
8	18340	PLAIN BEARING - 40 mm	2		58	45714	SCREW BLOCK	5		
9	19630	PLAIN BEARING - 50 mm	2		59	*58126	LUG - CIRCLE TURN CYLINDER	2		
10	19631	PLAIN BEARING - 70 mm	2							
11	25287	WASHER	2							
12	30203	BALL STUD	2		60		CIRCLE TURN CYLINDER	REF.	SECTION 2 PAGE 7	
13	*56907	PIN	2							
14	34803	STUD - FRONT MOUNT PLATE	2		61		CIRCLE TURN VALVE	REF.	SECTION 2 PAGE 9	
15	42855	SPACER	2							
16	48364	DRAWBAR BALL SEAT	1		62		CIRCLE SHIFT CYLINDER	REF.	SECTION 12 PAGE 11	
17	48405	SHIM - .010"	2							
18	48406	SHIM - .020"	1		63		BLADE LIFT CYLINDER	REF.	SECTION 3 PAGE 5	
19	48411	BALL STUD	1							
20	52119	CIRCLE DRIVE PINION	2							
21	*56865	CIRCLE CRANK	2							
24	53063	CAPSCREW - BRASS	10							
25	53345	SHIM - .015"	1							
26	54337	DURAMIDE GUIDEPLATE STRIP	5							
27	54339	GUIDE PLATE	5							
28	54340	CLAMP PLATE	5							
29	54342	DURAMIDE CLAMP PLATE STRIP	5							
30	*56953	CIRCLE	1							
31	*56932	DRAWBAR	1							
32	54934	PIN - BRASS	50							
33	19C-156	SNAP RING	2							
34	19F-050	SNAP RING	2							
35	19B-244	SNAP RING	2							
36	28A-04	GREASE FITTING	1							
37	*29A-02	GREASE FITTING	2							
38	29E-04	GREASE FITTING	2							
39	*50A-0608	BOLT	6							
40	14A-06	LOCKWASHER	6							
41	*56908	WASHER	2							
42	14A-08	LOCKWASHER	4							
43	30A-08	NUT	4							
44	*56909	LOCK PLATE	2							
45	*50A-1224	BOLT	16							
46	14A-12	LOCKWASHER	16							
47	30A-16	JAM NUT	10							
48	70F-1664	SET SCREW	10							
49	50A-1864	BOLT	14							
50	30A-18	NUT	16							

CHAMPION ROAD MACHINERY

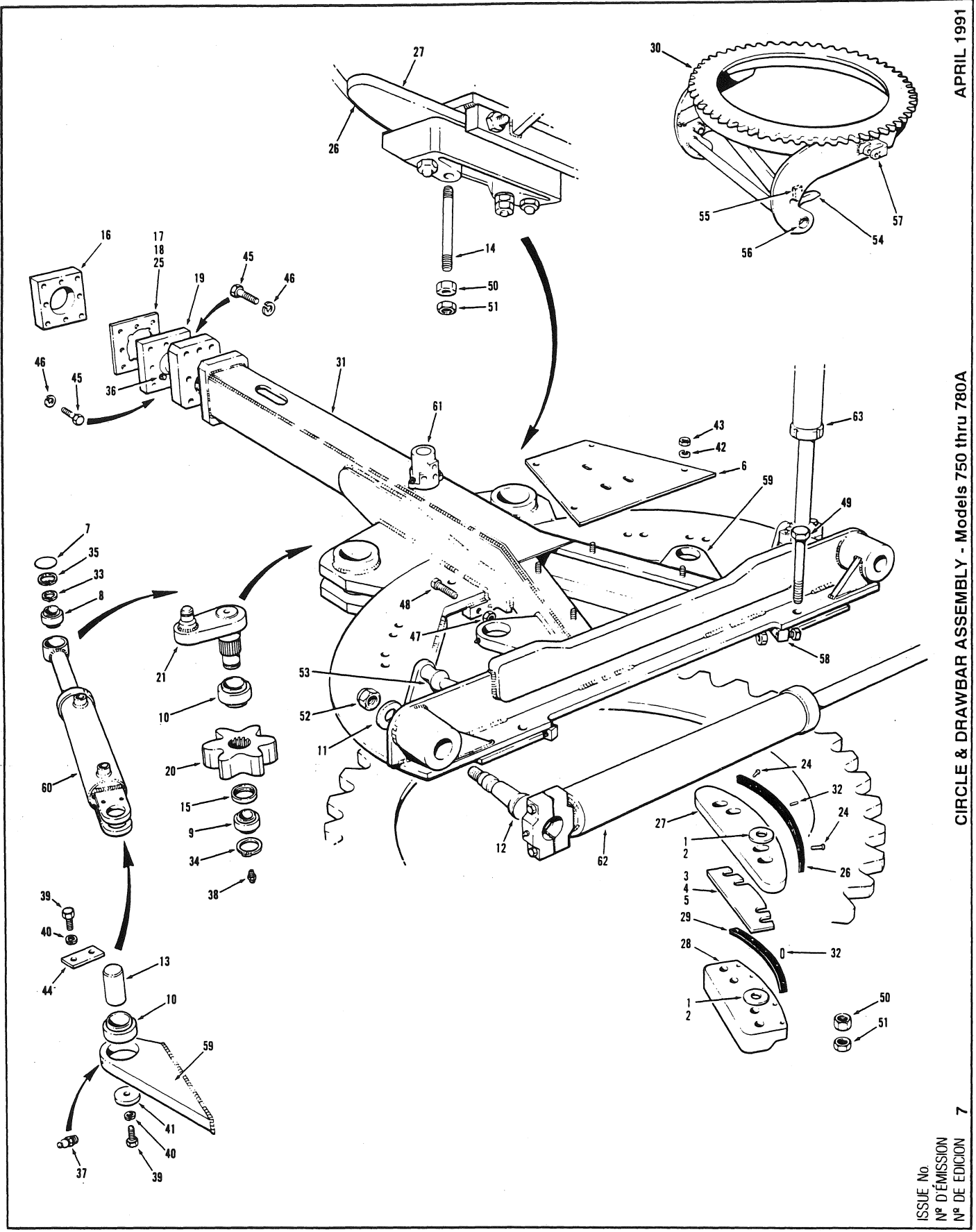
APRIL 1991

CIRCLE & DRAWBAR ASSEMBLY - Models 750 thru 780A

FOR LIST OF PARTS - TURN THIS PAGE POUR LA LISTE DES PIÈCES - VOIR AU VERSO PARA LA LISTA DE LAS PIEZAS - VER AL VERSO

7

ISSUE No
N° D'ÉMISSION
N° DE EDICION



EFFECTIVE SERIAL NUMBER(S) 21283 & UP
 NUMERO(S) DE SÉRIE EFFECTIF(S)
 NUMERO(S) DE SERIE EFECTIVO(S)

700 SERIES
 SERIE 700

SECTION 2 PAGE 5
 SECCION 2 PAGINA 5

SECTION SECCION		PAGE PAGINA		ISSUE No. N° D'ÉMISSION N° DE EDICION		CIRCLE & DRAWBAR ASSEMBLY - Models 750 thru 780A				APRIL 1991	
No. N°	PART No. N° DE PIÈCE N° DE PIEZA	DESCRIPTION DESCRIPTION DESCRIPCION	No. REQ. N° REQ.	REMARKS REMARQUES NOTAS	No. N°	PART No. N° DE PIECE N° DE PIEZA	DESCRIPTION DESCRIPTION DESCRIPCION	No. REQ. N° REQ.	REMARKS REMARQUES NOTAS		
1	5670A	SHIM - .010"	1		51	30D-18	JAM NUT	16			
2	5670B	SHIM - .020"	1		52	37H-20	LOCKNUT	2			
3	12119-10	SHIM - 10 GA.	1		53	1495E	BALL PIN	2	} Repair Part		
4	12119-16	SHIM - 16 GA.	1		54	30493	STONE GUARD	2			
5	12119-20	SHIM - 20 GA.	1		55	32064-11	STOP BLOCK	2			
6	12924	COVER	1		56	36968	BUSHING	2			
7	16507	EXPANSION PLUG	2		57	56954	MOUNTING LUG	2			
8	18340	PLAIN BEARING - 40 mm	2		58	45714	SCREW BLOCK	5			
9	19630	PLAIN BEARING - 50 mm	2		59	58126	LUG - CIRCLE TURN CYLINDER	2			
10	19631	PLAIN BEARING - 70 mm	2								
11	25287	WASHER	2								
12	30203	BALL STUD	2		60		CIRCLE TURN CYLINDER	REF.	Sect 2 Pg 7		
13	56907	PIN	2								
14	34803	STUD - FRONT MOUNT PLATE	2		61		CIRCLE TURN VALVE	REF.	Sect 2 Pg 9		
15	42855	SPACER	2								
16	48364	DRAWBAR BALL SEAT	1		62		CIRCLE SHIFT CYLINDER	REF.	Sect 12 Pg 11		
17	48405	SHIM - .010"	2								
18	48406	SHIM - .020"	1		63		BLADE LIFT CYLINDER	REF.	Sect 3 Pg 5		
19	48411	BALL STUD	1								
20	52119	CIRCLE DRIVE PINION	2								
21	56865	CIRCLE CRANK	2								
24	53063	CAPSCREW - BRASS	10								
25	53345	SHIM - .015"	1								
26	54337	DURAMIDE GUIDEPLATE STRIP	5								
27	54339	GUIDE PLATE	5								
28	54340	CLAMP PLATE	5								
29	54342	DURAMIDE CLAMP PLATE STRIP	5								
30	56953	CIRCLE	1								
31	*57479	DRAWBAR	1								
32	54934	PIN - BRASS	50								
33	19C-156	SNAP RING	2								
34	19F-050	SNAP RING	2								
35	19B-244	SNAP RING	2								
36	28A-04	GREASE FITTING	1								
37	29A-02	GREASE FITTING	2								
38	29E-04	GREASE FITTING	2								
39	50A-0608	BOLT	6								
40	14A-06	LOCKWASHER	6								
41	56908	WASHER	2								
42	14A-08	LOCKWASHER	4								
43	30A-08	NUT	4								
44	56909	LOCK PLATE	2								
45	50A-1224	BOLT	16								
46	14A-12	LOCKWASHER	16								
47	30A-16	JAM NUT	10								
48	70F-1664	SET SCREW	10								
49	50A-1864	BOLT	14								
50	30A-18	NUT	16								

CHAMPION ROAD MACHINERY

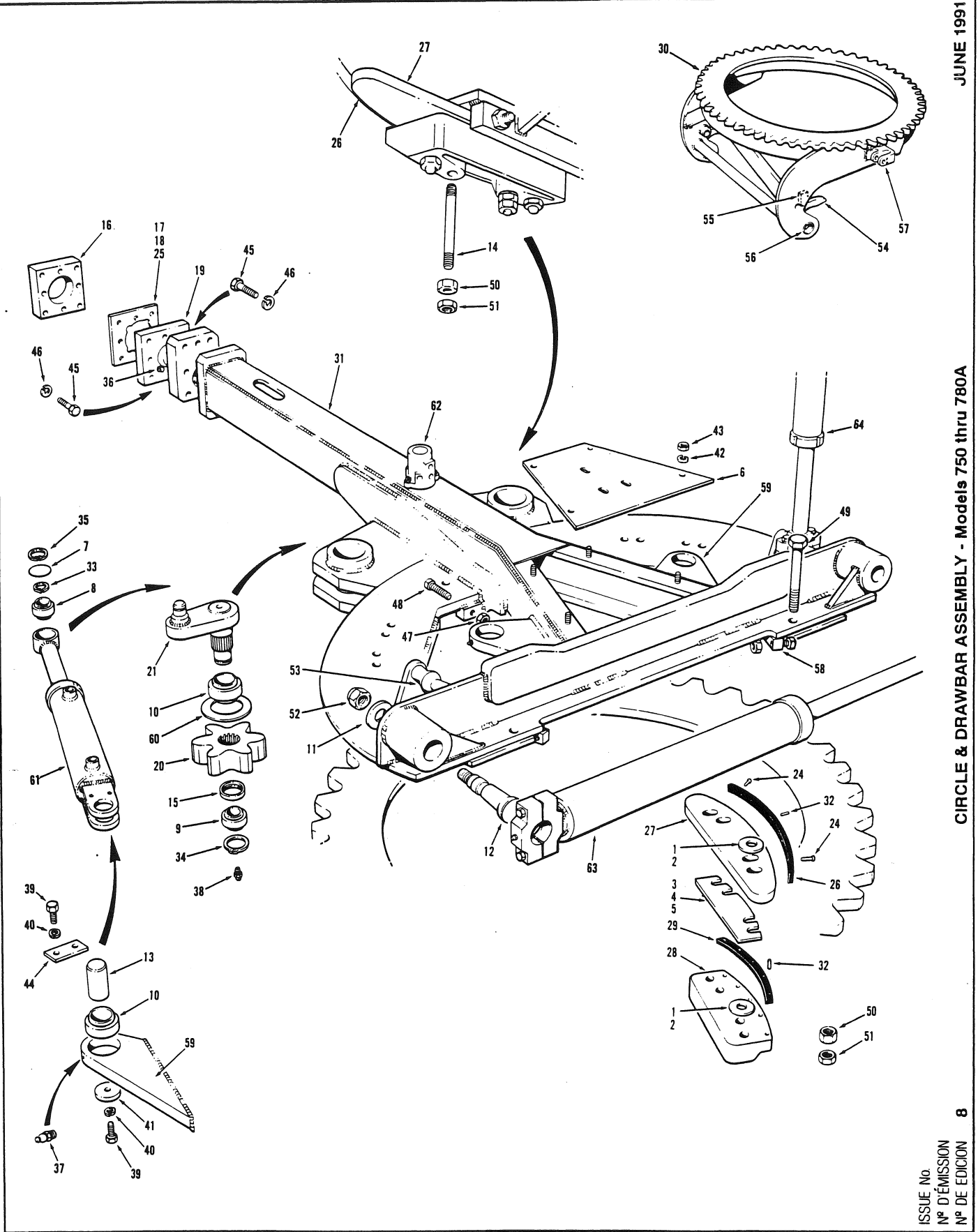
CIRCLE & DRAWBAR ASSEMBLY - Models 750 thru 780A

PARA LA LISTA DE LAS PIEZAS - VER AL VERSO

POUR LA LISTE DES PIÈCES - VOIR AU VERSO

FOR LIST OF PARTS - TURN THIS PAGE

8



ISSUE No.
N° D'ÉMISSION
N° DE EDICION

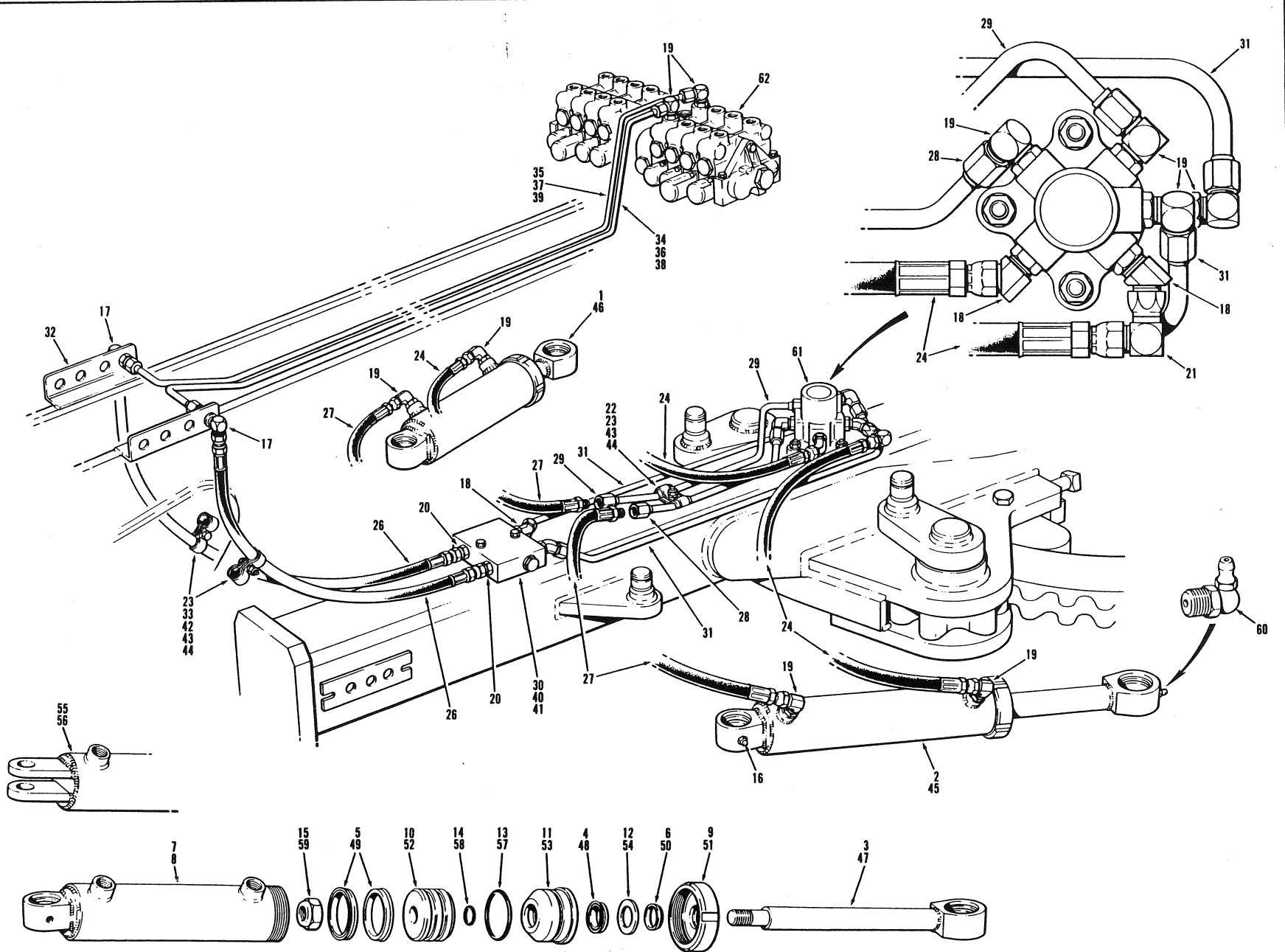
EFFECTIVE SERIAL NUMBER(S) 21647 & UP
 NUMERO(S) DE SÉRIE EFFECTIF(S) EXCLUDING 21649, 21687
 NUMERO(S) DE SERIE EFECTIVO(S) & 21688

700 SERIES
SERIE 700

SECTION 2 PAGE 5
 SECCION 2 PAGINA 5

SECTION SECCION		PAGE PAGINA		ISSUE No. N° D'ÉMISSION N° DE EDICION		CIRCLE & DRAWBAR ASSEMBLY - Models 750 thru 780A				JUNE 1991	
No. N° N°	PART No. N° DE PIÈCE N° DE PIEZA	DESCRIPTION DÉSCRIPTION DESCRIPCION	No. REQ. N° REQ. N° REQ.	REMARKS REMARQUES NOTAS	No. N° N°	PART No. N° DE PIECE N° DE PIEZA	DESCRIPTION DÉSCRIPTION DESCRIPCION	No. REQ. N° REQ. N° REQ.	REMARKS REMARQUES NOTAS		
1	5670A	SHIM - .010"	1		51	30D-18	JAM NUT	16			
2	5670B	SHIM - .020"	1		52	37H-20	LOCKNUT	2			
3	12119-10	SHIM - 10 GA.	1		53	1495E	BALL PIN	2			
4	12119-16	SHIM - 16 GA.	1		54	30493	STONE GUARD	2			
5	12119-20	SHIM - 20 GA.	1		55	32064-11	STOP BLOCK	2			
6	12924	COVER	1		56	36988	BUSHING	2	} Repair Part		
7	16507	EXPANSION PLUG	2		57	56954	MOUNTING LUG	2			
8	18340	PLAIN BEARING - 40 mm	2		58	45714	SCREW BLOCK	5			
9	19630	PLAIN BEARING - 50 mm	2		59	58126	LUG - CIRCLE TURN CYLINDER	2			
10	19631	PLAIN BEARING - 70 mm	2		60	*58963	SPACER	2			
11	25287	WASHER	2								
12	*49796	BALL STUD	2								
13	56907	PIN	2		61		CIRCLE TURN CYLINDER	REF.	Sect 2 Pg 7		
14	34803	STUD - FRONT MOUNT PLATE	2								
15	42855	SPACER	2		62		CIRCLE TURN VALVE	REF.	Sect 2 Pg 9		
16	48364	DRAWBAR BALL SEAT	1								
17	48405	SHIM - .010"	2		63		CIRCLE SHIFT CYLINDER	REF.	Sect 12 Pg 11		
18	48406	SHIM - .020"	1								
19	48411	BALL STUD	1		64		BLADE LIFT CYLINDER	REF.	Sect 3 Pg 5		
20	52119	CIRCLE DRIVE PINION	2								
21	56865	CIRCLE CRANK	2								
24	53063	CAPSCREW - BRASS	10								
25	53345	SHIM - .015"	1								
26	54337	DURAMIDE GUIDEPLATE STRIP	5								
27	54339	GUIDE PLATE	5								
28	54340	CLAMP PLATE	5								
29	54342	DURAMIDE CLAMP PLATE STRIP	5								
30	56953	CIRCLE	1								
31	57479	DRAWBAR	1								
32	54934	PIN - BRASS	50								
33	19C-156	SNAP RING	2								
34	19F-050	SNAP RING	2								
35	19B-244	SNAP RING	2								
36	28A-04	GREASE FITTING	1								
37	29A-02	GREASE FITTING	2								
38	29E-04	GREASE FITTING	2								
39	50A-0608	BOLT	6								
40	14A-06	LOCKWASHER	6								
41	56908	WASHER	2								
42	14A-08	LOCKWASHER	4								
43	30A-08	NUT	4								
44	56909	LOCK PLATE	2								
45	50A-1224	BOLT	16								
46	14A-12	LOCKWASHER	16								
47	30A-16	JAM NUT	10								
48	70F-1664	SET SCREW	10								
49	50A-1864	BOLT	14								
50	30A-18	NUT	16								

CHAMPION ROAD MACHINERY



ISSUE No.
 N° D'ÉMISSION
 N° DE EDICION 1 REVISION A

CIRCLE TURN CYLINDER & CIRCUIT

FEBRUARY 1987

FOR LIST OF PARTS - TURN THIS PAGE POUR LA LISTE DES PIÈCES - VOIR AU VERSO PARA LA LISTA DE LAS PIEZAS - VER AL VERSO

EFFECTIVE SERIAL NUMBER(S) 16224, 16245 TO 16805
 NUMEROS DE SERIE EFFECTIFS(S)
 U.S. 2021-2 TO 2419-2

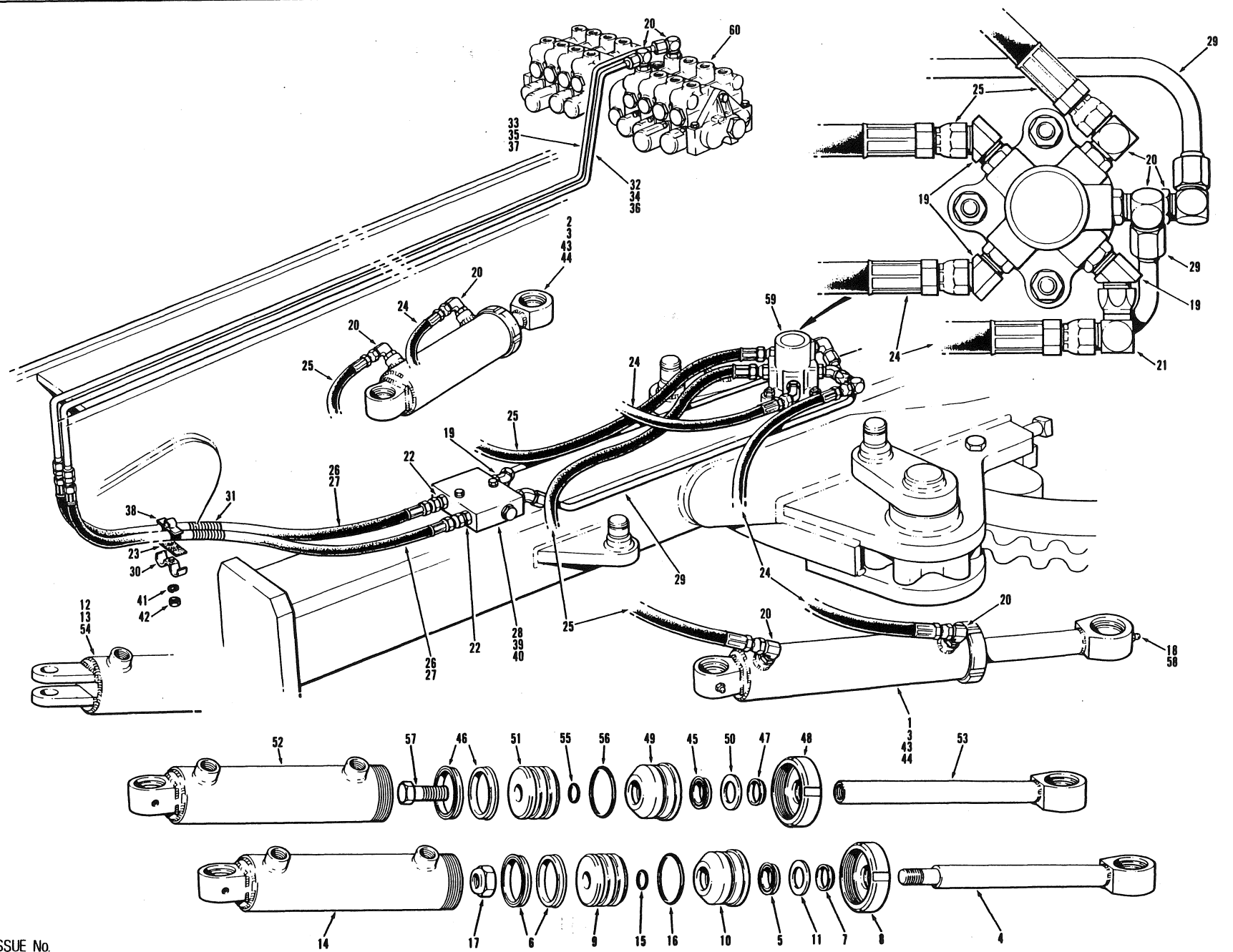
700 SERIES
 SERIE 700

SECTION 2 PAGE 7
 SECCION 2 PAGINA 7

USE ONLY CHAMPION APPROVED PARTS

SECTION SECCION 2		PAGE PAGINA 8	ISSUE No. N° D'ÉMISSION N° DE EDICION 1 REVISION A	CIRCLE TURN CYLINDER & CIRCUIT			FEBRUARY 1987			
No. N° N°	PART No. N° DE PIÉCE N° DE PIEZA	DESCRIPTION DÉSCRIPTION DESCRIPCION	No. REQ. N° REQ. N° REQ.	REMARKS REMARQUES NOTAS	No. N° N°	PART No. N° DE PIÉCE N° DE PIEZA	DESCRIPTION DÉSCRIPTION DESCRIPCION	No. REQ. N° REQ. N° REQ.	REMARKS REMARQUES NOTAS	
1	17026	CIRCLE TURN CYLINDER ASSY. - R.H. - C/W ITEMS 3 TO 7 & 9 TO 15	1		40	50A-0516	BOLT	2		
2	17027	CIRCLE TURN CYLINDER ASSY. - L.H. - C/W ITEMS 3 TO 6 & 8 TO 15	1		41	14A-05	LOCKWASHER	2		
3	12136	PISTON ROD	1		42	50A-0610	BOLT	2		
4	12164	ROD SEAL	1		43	14A-06	LOCKWASHER	3		
5	12165	PISTON SEAL	2		44	30A-06	NUT	3		
6	12166	WIPER RING	1		<u>HEAVY DUTY CIRCLE TURN CYLINDERS</u>					
7	17032	CYLINDER BARREL - R.H.	1		OPTIONAL MODELS 740 THRU 760					
8	17033	CYLINDER BARREL - L.H.	1		45	27006	CIRCLE TURN CYLINDER ASSY. - L.H. - INCLUDES ITEMS 47 TO 55 & 57 TO 59	1		
9	17605	CYLINDER NUT	1		46	27007	CIRCLE TURN CYLINDER ASSY. - R.H. - INCLUDES ITEMS 47 TO 54 & 56 TO 59	1		
10	17606	PISTON	1		47	12136	PISTON ROD	1		
11	17607	GLAND	1		48	12164	ROD SEAL	1		
12	17613	WASHER	1		49	12165	PISTON SEAL	2		
13	*44243	O RING	1		50	12166	WIPER RING	1		
14	12A-214	O RING	1		51	17605	CYLINDER NUT	1		
15	37H-16	LOCKNUT	1		52	17606	PISTON	1		
16	29A-02	GREASE FITTING	2		53	17607	GLAND	1		
	26408	REPAIR KIT FOR 17026 & 17027 CYLINDER ASSY. - INCLUDES ITEMS 4 TO 6 & 12 TO 15	A.R.		54	17613	WASHER	1		
17	110W-0808	CONNECTOR	2		55	26886	CYLINDER BARREL - L.H.	1		
18	111A-0808	CONNECTOR	4		56	26887	CYLINDER BARREL - R.H.	1		
19	111B-0808	CONNECTOR	10		57	*44243	O RING	1		
20	111E-0808	CONNECTOR	2		58	12A-214	O RING	1		
21	112B-08	CONNECTOR	1		59	37H-16	LOCKNUT	1		
22	1008	CLAMP	1		60	29B-02	GREASE FITTING	2		
23	9298	RUBBER PAD	6			26408	REPAIR KIT FOR 27006 & 27007 CYLINDER ASSY. - INCLUDES ITEMS 48 TO 50, 54, 57 & 58	A.R.		
24	9313 X 28	HOSE	2	710 THRU 730A 740, 740A & 760	61		CIRCLE TURN VALVE ASSEMBLY	REF.	SECTION 2 PAGE 9/10	
25	9313 X 42	HOSE	2		62		MANIFOLD VALVE ASSEMBLY	REF.	SECTION 4 PAGE 7/8	
26	9313 X 48	HOSE	2							
27	14369 X 18	HOSE	2							
28	17423	TUBE - L.H.	1	REPAIR PART MODELS 710 & 710A 720, 720A 730 & 730A 740, 740A & 760						
29	17424	TUBE - R.H.	1							
30	23749	CUSHION VALVE	1							
31	23960	TUBE	2							
32	27133	BRACKET	2							
33	27756	CLAMP	4							
34	*41264	TUBE - L.H.	1							
35	*41265	TUBE - R.H.	1							
36	*41276	TUBE - L.H.	1							
37	*41277	TUBE - R.H.	1							
38	*41288	TUBE - L.H.	1							
39	*41289	TUBE - R.H.	1							
	26317	SEAL REPAIR KIT FOR 23749 CUSHION VALVE	A.R.							

CHAMPION ROAD MACHINERY



EFFECTIVE SERIAL NUMBERS) 16806 & UP
 NUMEROS) DE SERIE EFFECTIFS)
 NUMEROS) DE SERIE EFFECTIVOIS
 U.S. 2420-2 & UP

700 SERIES
 SERIE 700

SECTION 2 PAGE 7
 SECCION 2 PAGINA 7

ISSUE No. 2 REVISION A
 N° D'ÉMISSION
 N° DE EDICION

CIRCLE TURN CYLINDER & CIRCUIT

FEBRUARY 1987

FOR LIST OF PARTS - TURN THIS PAGE POUR LA LISTE DES PIÈCES - VOIR AU VERSO PARA LA LISTA DE LAS PIEZAS - VFR AI VFRSO

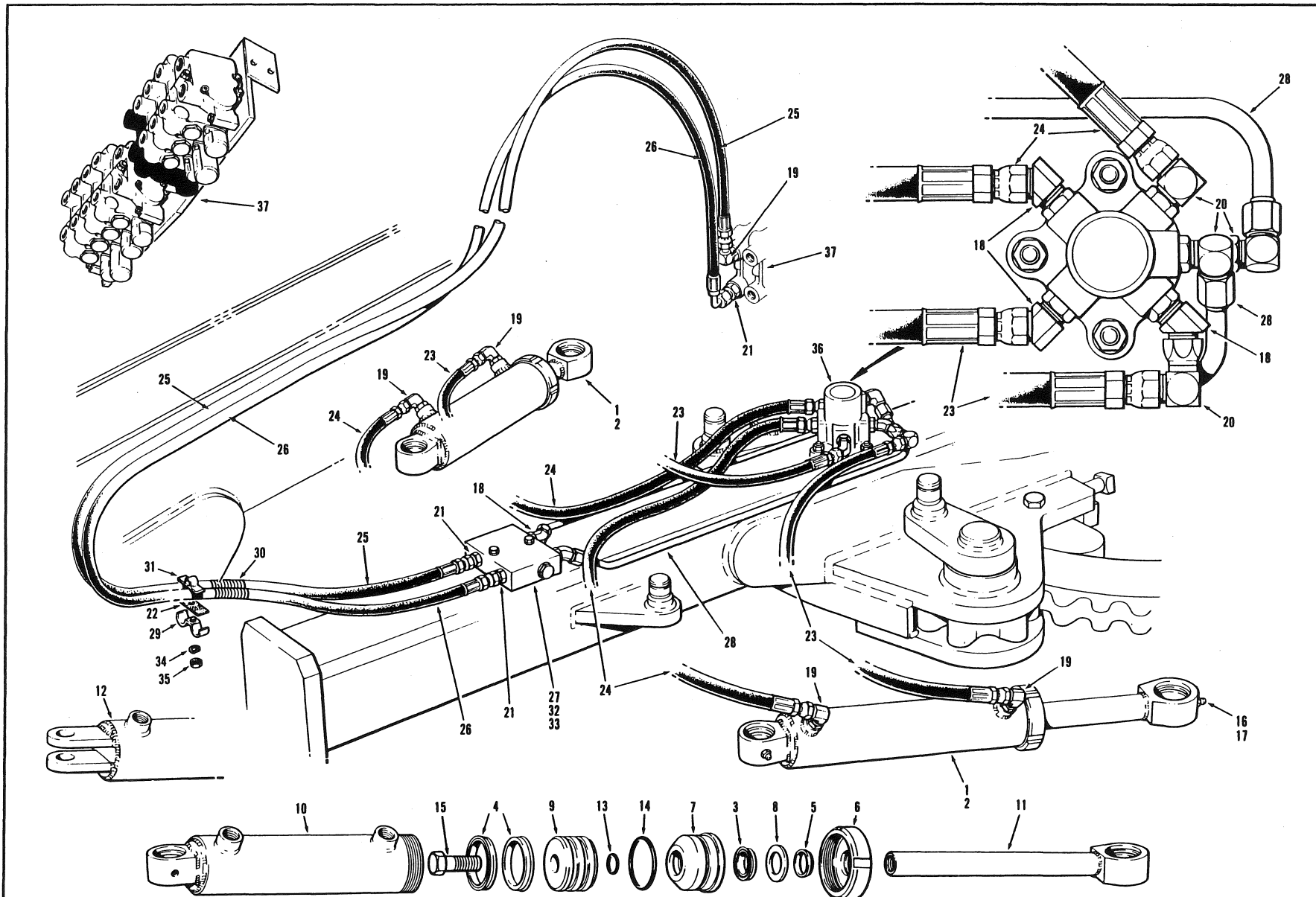
USE ONLY CHAMPION APPROVED PARTS

SECTION SECCION		PAGE PAGINA		ISSUE No. N° D'ÉMISSION N° DE EDICION		2 REVISION A		CIRCLE TURN CYLINDER & CIRCUIT			FEBRUARY 1987	
No. N° N°	PART No. N° DE PIÈCE N° DE PIEZA	DESCRIPTION DESCRIPTION DESCRIPCION	No. REQ. N° REQ. N° REQ.	REMARKS REMARQUES NOTAS	No. N° N°	PART No. N° DE PIECE N° DE PIEZA	DESCRIPTION DESCRIPTION DESCRIPCION	No. REQ. N° REQ. N° REQ.	REMARKS REMARQUES NOTAS			
<u>CYLINDER ASSEMBLY - LOCKNUT STYLE</u>												
1	27006	CIRCLE TURN CYLINDER ASSY. - L.H. INCLUDES ITEMS 4 TO 12 & 15 TO 18	1	HEAVY DUTY OPTION ON MODEL 740 THRU 760A	39	50A-0516	BOLT	2				
2	27007	CIRCLE TURN CYLINDER ASSY. - R.H. INCLUDES ITEMS 4 TO 11, 13 & 15 TO 18	1		40	14A-05	LOCKWASHER	2				
3	42014	CIRCLE TURN CYLINDER ASSY. - INCLUDES ITEMS 4 TO 11 & 14 TO 18	2		41	14A-06	LOCKWASHER	1				
4	12136	PISTON ROD	1		42	30A-06	NUT	1				
5	12164	ROD SEAL	1									
6	12165	PISTON SEAL	2									
7	12166	WIPER RING	1									
8	17605	CYLINDER NUT	1									
9	17606	PISTON	1									
10	17607	GLAND	1									
11	17613	WASHER	1									
12	26886	CYLINDER BARREL - L.H.	1	OPTIONAL OPTIONAL	43	42156	CIRCLE TURN CYLINDER ASSY. - INCLUDES ITEMS 45 TO 53 & 55 TO 58	2	MODELS 710 THRU 760A			
13	26887	CYLINDER BARREL - R.H.	1		44	42444	H.D. CIRCLE TURN CYLINDER ASSY. - INCLUDES ITEMS 45 TO 51 & 53 TO 58 (ITEM 44 IS OPTIONAL ON 740 THRU 760A)	2	780 & 780A			
14	42157	CYLINDER BARREL	2		45	12164	ROD SEAL	1				
15	*44243	O RING	1		46	12165	PISTON SEAL	2				
16	12A-214	O RING	1	47	12166	WIPER RING	1					
17	37H-16	NUT	1	48	17605	CYLINDER NUT	1					
18	29A-02	GREASE FITTING	2	49	17607	GLAND	1					
	*26408	REPAIR KIT FOR 26006, 26007 & 42014 HYDRAULIC CYLINDERS - INCLUDES ITEMS 5, 6, 7, 11, 15, 16 & 17	A.R.	50	17613	WASHER	1					
19	111A-0808	CONNECTOR	5	51	42122	PISTON	1					
20	111B-0808	CONNECTOR	9	52	42157	CYLINDER BARREL	1					
21	112B-08	CONNECTOR	1	53	42158	PISTON ROD	1					
22	111E-0808	CONNECTOR	2	54	42445	CYLINDER BARREL	1	780 & 780A				
23	9298	RUBBER PAD	2	55	*44243	O RING	1					
24	9313 X 22	HOSE	2	56	12A-216	O RING	1					
25	9313 X 28	HOSE	2	57	51A-1220	BOLT	1					
26	14369 X 42	HOSE	2	58	29A-02	GREASE FITTING - STRAIGHT	1					
27	14369 x 48	HOSE	2		29B-02	GREASE FITTING - 90°	1					
28	23749	CUSHION VALVE	1		*42975	REPAIR KIT FOR 42156 & 42444 HYDRAULIC CYLINDERS - INCLUDES ITEMS 45 TO 47, 50 & 55 TO 57	A.R.					
29	23960	TUBE	2		*26317	SEAL KIT FOR 23749 CUSHION VALVE	A.R.					
30	27756	CLAMP	1		59	CIRCLE TURN VALVE ASSEMBLY	REF.	SECTION 2 PAGE 10				
31	30927	HOSE WRAP	A.R.		60	MANIFOLD VALVE ASSEMBLY	REF.	SECTION 4 PAGE 8				
32	*42041	TUBE - L.H.	1									
33	*42042	TUBE - R.H.	1									
34	42021	TUBE - L.H.	1									
35	42022	TUBE - R.H.	1									
36	42035	TUBE - L.H.	1									
37	42036	TUBE - R.H.	1									
38	42296	CLAMP CARRIER	1									

EFFECTIVE SERIAL NUMBERS) 18578, 18590, 18592 & UP
 NUMEROSI DE SERIE EFFETTIVI)
 NUMEROSI DE SERIE EFFECTIVOS)

700 SERIES
 SERIE 700

SECTION 2
 SECCION 2
 PAGE 7
 PAGINA 7



ISSUE No.
 N° D'ÉMISSION
 N° DE EDICION 3

CIRCLE TURN CYLINDER & CIRCUIT

JANUARY 1988

FOR LIST OF PARTS - TURN THIS PAGE

POUR LA LISTE DES PIÈCES - VOIR AU VERSO

PARA LA LISTA DE LAS PIEZAS - VER AL VERSO

USE ONLY

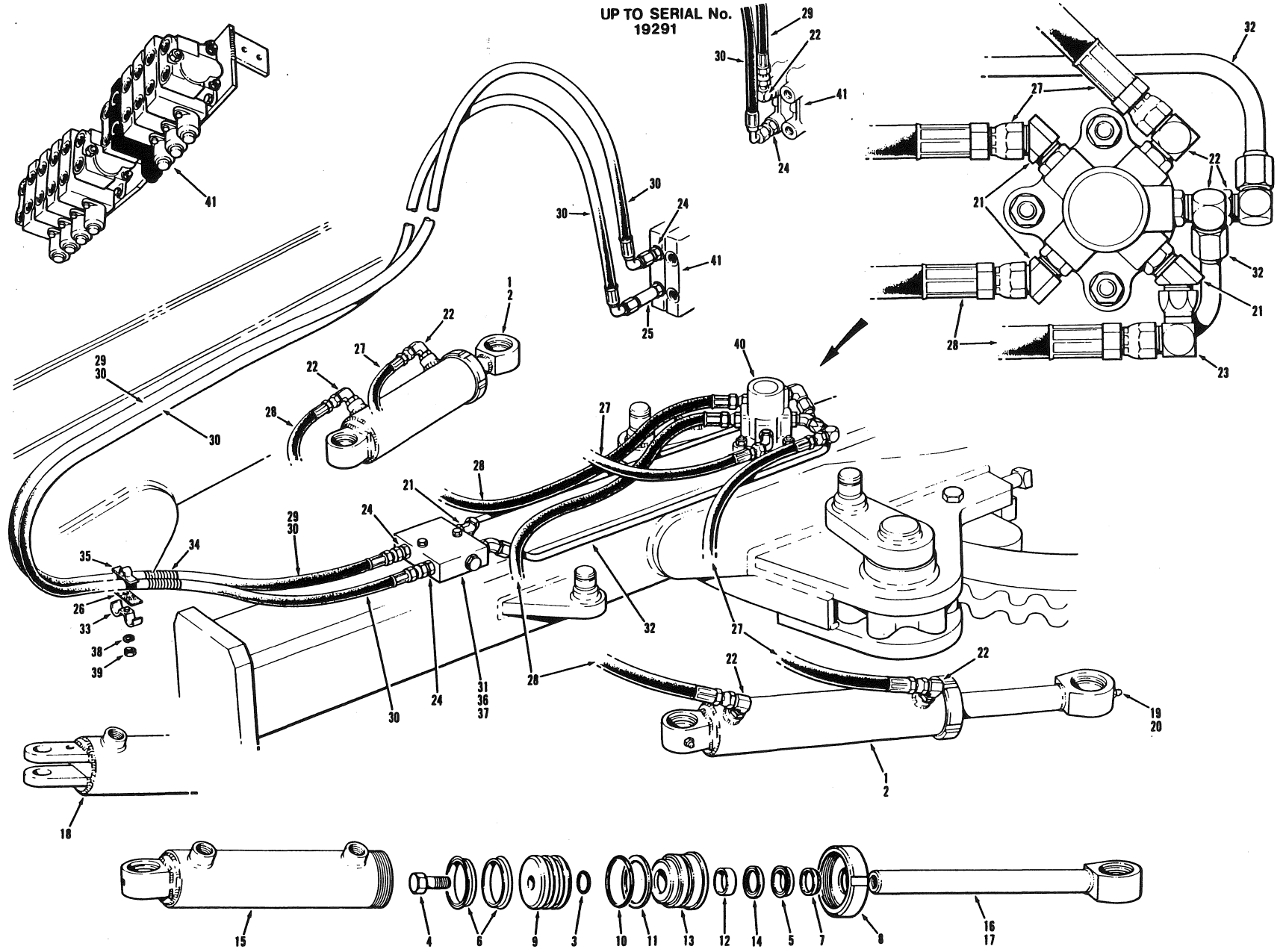
 CHAMPION APPROVED PARTS

SECTION SECCION 2		PAGE PAGINA 8	ISSUE No. N° D'ÉMISSION N° DE EDICION 3	CIRCLE TURN CYLINDER & CIRCUIT				JANUARY 1988	
No. N° N°	PART No. N° DE PIÈCE N° DE PIEZA	DESCRIPTION DESCRIPTION DESCRIPCION	No. REQ. N° REQ. N° REQ.	REMARKS REMARQUES NOTAS	No. N° N°	PART No. N° DE PIÈCE N° DE PIEZA	DESCRIPTION DESCRIPTION DESCRIPCION	No. REQ. N° REQ. N° REQ.	REMARKS REMARQUES NOTAS
		<u>CIRCLE TURN CYLINDER</u>			36		CIRCLE TURN VALVE ASSEMBLY	REF.	SECTION 2 PAGE 10
1	42156	CIRCLE TURN CYLINDER ASSY. - INCLUDES ITEMS 3 TO 11 & 13 TO 17	2	MODELS 710 THRU 740A					
2	42444	H.D. CIRCLE TURN CYLINDER ASSY. - INCLUDES ITEMS 3 TO 9 & 11 TO 16 (ITEM 2 IS OPTIONAL ON 740 THRU 740A)	2	750 THRU 780A	37		MANIFOLD VALVE ASSEMBLY	REF.	SECTION 4 PAGE 8
						26317	SEAL KIT FOR 23749 CUSHION VALVE	A.R.	
3	12164	ROD SEAL	1						
4	12165	PISTON SEAL	2						
5	12166	WIPER RING	1						
6	17605	CYLINDER NUT	1						
7	17607	GLAND	1						
8	17613	WASHER	1						
9	42122	PISTON	1						
10	42157	CYLINDER BARREL	1						
11	42158	PISTON ROD	1						
12	42445	CYLINDER BARREL	1	750 THRU 780A					
13	44243	O RING	1						
14	12A-216	O RING	1						
15	51A-1220	BOLT	1						
16	29A-02	GREASE FITTING - STRAIGHT	1						
17	29B-02	GREASE FITTING - 90°	1						
	42975	REPAIR KIT FOR 42156 & 42444 HYDRAULIC CYLINDERS - INCLUDES ITEMS 3 TO 5, 8 & 13 TO 15	A.R.						
18	111A-0808	CONNECTOR	5						
19	111B-0808	CONNECTOR	8						
20	112B-08	CONNECTOR	1						
21	111E-0808	CONNECTOR	3						
22	9298	RUBBER PAD	2						
23	9313 X 22	HOSE	2						
24	9313 X 28	HOSE	2						
25	*9313 X 226	HOSE	1						
26	*14382 X 226	HOSE	1						
27	23749	CUSHION VALVE	1						
28	23960	TUBE	2						
29	27756	CLAMP	1						
30	30927	HOSE WRAP	A.R.						
31	42296	CLAMP CARRIER	1						
32	50A-0516	BOLT	2						
33	14A-05	LOCKWASHER	2						
34	14A-06	LOCKWASHER	1						
35	30A-06	NUT	1						

CHAMPION ROAD MACHINERY

EFFECTIVE SERIAL NUMBERS) 19237 & UP
 NUMEROS) DE SERIE EFFECTIFS)
 NUMEROS) DE SERIE EFFECTIVOS)

UP TO SERIAL No.
 19291



700 SERIES
 SERIE 700

SECTION 2 PAGE 7
 SECTION 2 PAGINA 7

ISSUE No.
 N° D'ÉMISSION
 N° DE EDICION 4 REVISION A

CIRCLE TURN CYLINDER & CIRCUIT

MARCH 1989

FOR LIST OF PARTS - TURN THIS PAGE POUR LA LISTE DES PIÈCES - VOIR AU VERSO PARA LA LISTA DE LAS PIEZAS - VER AL VERSO

USE ONLY CHAMPION APPROVED PARTS

SECTION SECCION		PAGE PAGINA		ISSUE No. N° D'ÉMISSION N° DE EDICION		4 REVISION A		CIRCLE TURN CYLINDER & CIRCUIT			MARCH 1989	
No. N° N°	PART No. N° DE PIÈCE N° DE PIEZA	DESCRIPTION DESCRIPTION DESCRIPCION	No. REQ. N° REQ. N° REQ.	REMARKS REMARQUES NOTAS	No. N° N°	PART No. N° DE PIECE N° DE PIEZA	DESCRIPTION DESCRIPTION DESCRIPCION	No. REQ. N° REQ. N° REQ.	REMARKS REMARQUES NOTAS			
1	46067	CIRCLE TURN CYLINDER ASSY. - INCLUDES ITEMS 3 TO 15 & 16	2	MODEL 710 THRU 740A	40		CIRCLE TURN VALVE ASSEMBLY	REF.	SECTION 2 PAGE 10			
2	46302	H.D. CIRCLE TURN CYLINDER ASSY. - INCLUDES ITEMS 3 TO 12 , 14,15,17,18	2	750 THRU 780A	41		MANIFOLD VALVE ASSEMBLY	REF.	SECTION 4 PAGE 8			
						26317	SEAL KIT FOR 23749 CUSHION VALVE	A.R.				
3	12A-216	O RING	1									
4	50A-1220	BOLT	1									
5	12164	ROD SEAL	1									
6	12165	PISTON SEAL	2									
7	12166	WIPER RING	1									
8	17605	CYLINDER NUT	1									
9	42122	PISTON	1									
10	44243	O RING	1									
11	44343	BACK-UP RING	1									
12	*49394	WEAR RING	1									
13	*49393	GLAND	1									
14	45889	BUFFER RING	1									
15	46068	CYLINDER BARREL	1									
16	46626	PISTON ROD	1									
17	46304	PISTON ROD	1	750 THRU 780A								
18	46305	CYLINDER BARREL	1									
19	28A-04	GREASE FITTING	1									
20	28B-04	GREASE FITTING	1									
	48870	REPAIR KIT FOR 46067 & 46302 HYDRAULIC CYLINDERS - INCLUDES ITEMS 3 TO 7, 10 TO 12 & 14	A.R.									
21	111A-0808	CONNECTOR	5									
22	111B-0808	CONNECTOR	8									
23	112B-08	CONNECTOR	1									
24	111E-0808	CONNECTOR	3									
25	111F-0808	CONNECTOR	1	S/N 19292 & up								
26	9298	RUBBER PAD	2									
27	9313 X 22	HOSE	2									
28	9313 X 28	HOSE	2									
29	9313 X 226	HOSE	1	up to S/N 19291								
30	14382 X 226	HOSE	1or2									
31	23749	CUSHION VALVE	1									
32	23960	TUBE	2									
33	27756	CLAMP	2									
34	30927	HOSE WRAP	2									
35	42296	CLAMP CARRIER	1									
36	50A-0516	BOLT	2									
37	14A-05	LOCKWASHER	2									
38	14A-06	LOCKWASHER	1									
39	30A-06	NUT	1									

CHAMPION ROAD MACHINERY

JANUARY 1991

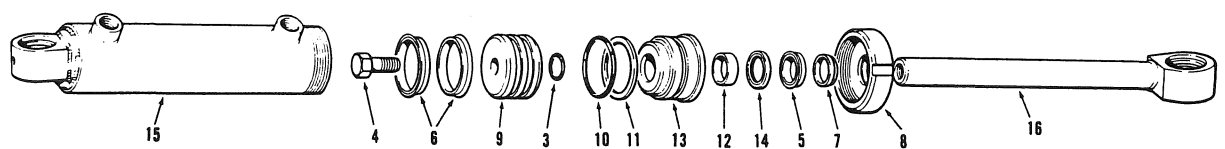
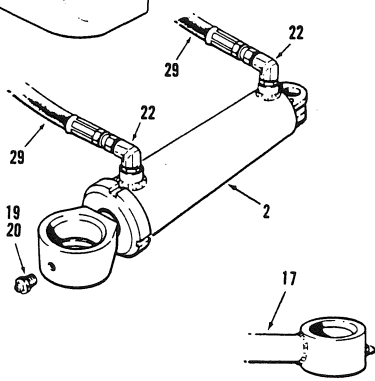
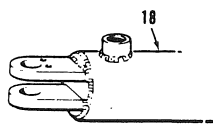
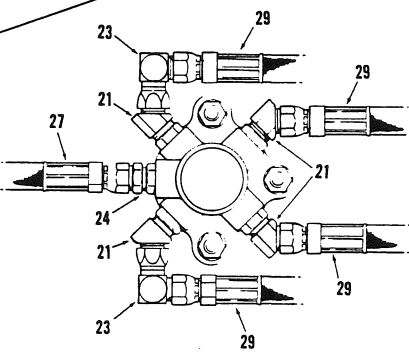
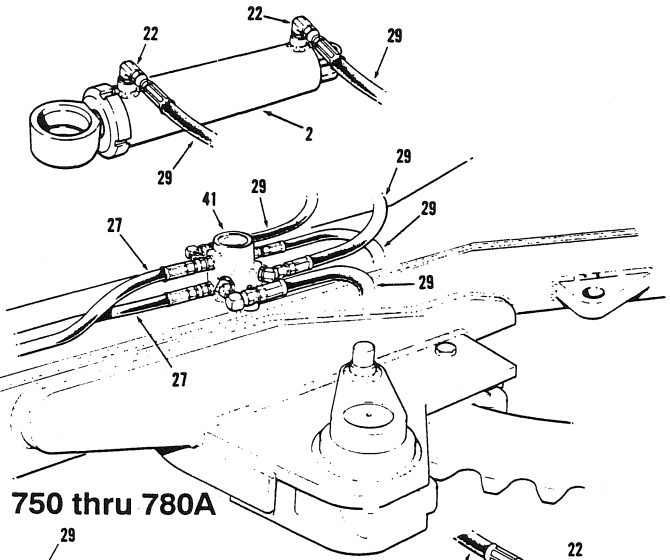
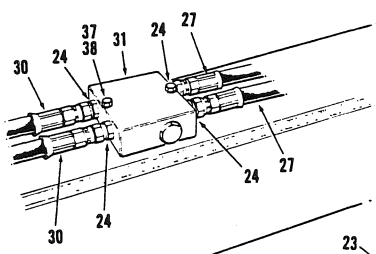
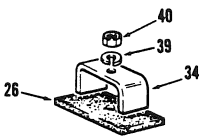
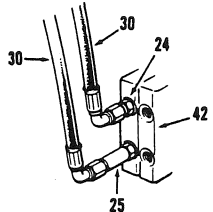
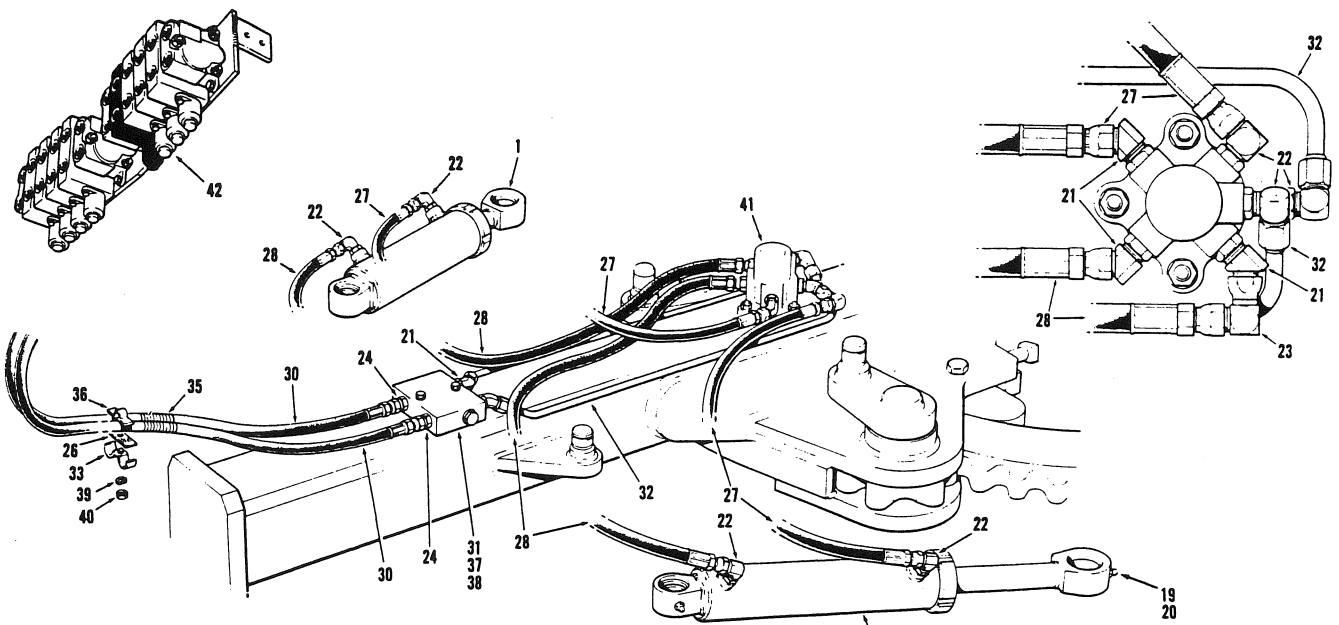
PARA LA LISTA DE LAS PIEZAS - VER AL VERSO

POUR LA LISTE DES PIÈCES - VOIR AU VERSO

FOR LIST OF PARTS - TURN THIS PAGE

5 REVISION A

ISSUE No.
N° D'ÉMISSION
N° DE EDICION

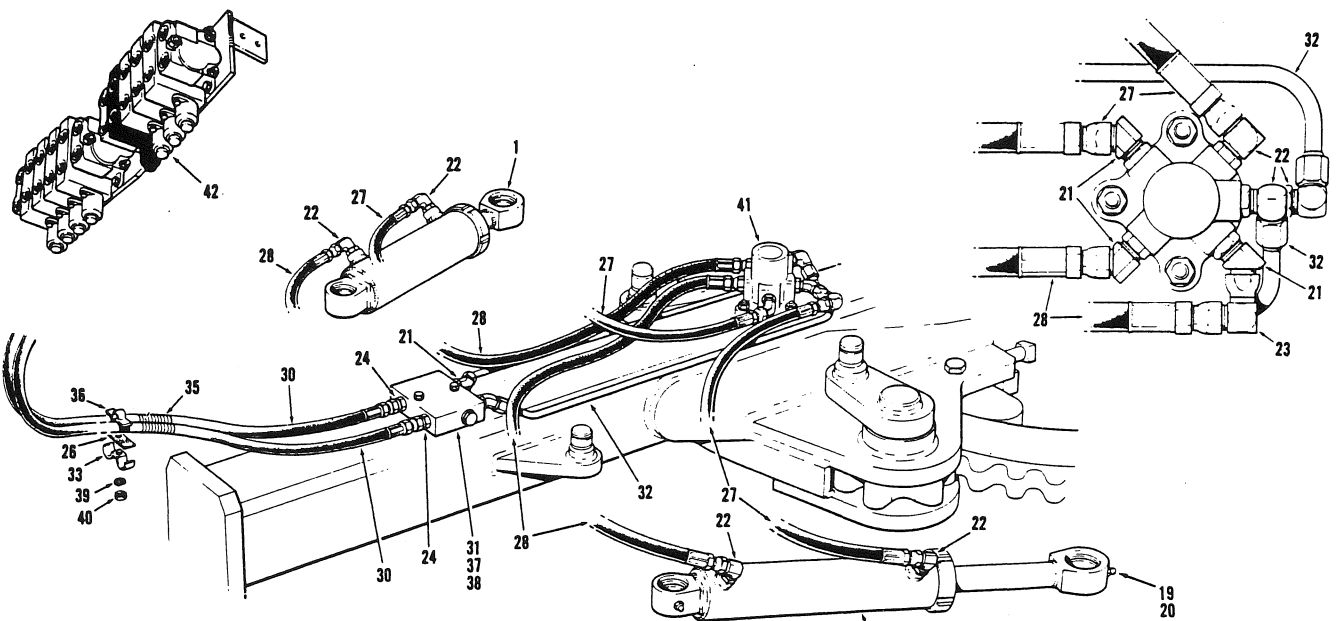


EFFECTIVE SERIAL NUMBER(S) 20805, 20806, 20808 to 21253
 NUMERO(S) DE SÉRIE EFFECTIF(S)
 NUMERO(S) DE SÉRIE EFECTIVO(S)

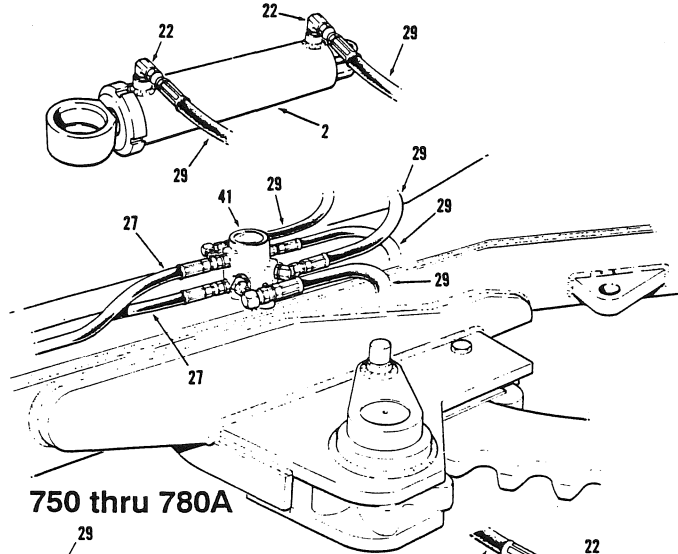
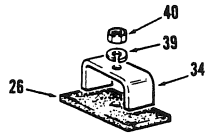
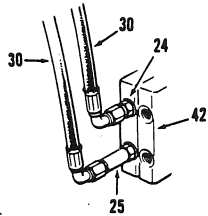
700 SERIES
SÉRIE 700

SECTION 2 PAGE 7
 SECCION 2 PAGINA 7

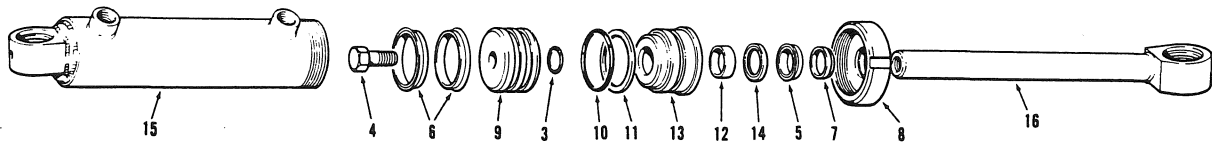
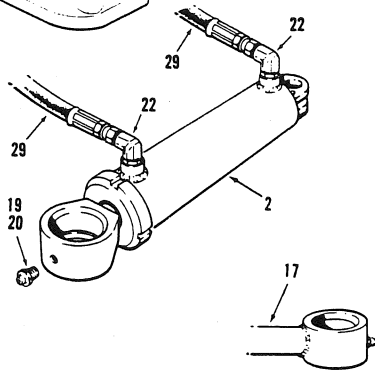
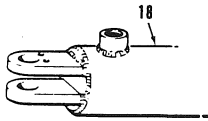
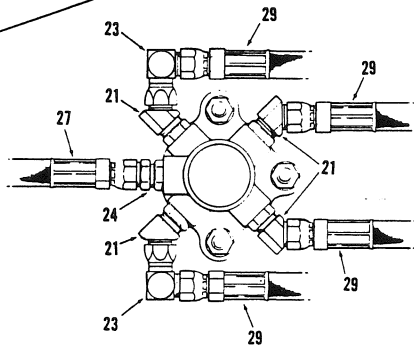
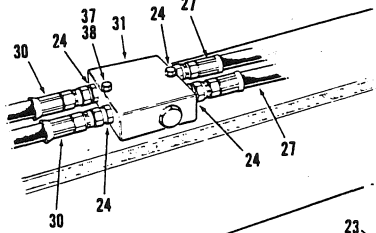
SECTION SECCION		PAGE PAGINA		ISSUE No. N° D'ÉMISSION N° DE EDICION		5 REVISION A		CIRCLE TURN CYLINDER & CIRCUIT			JANUARY 1991	
No. N° N°	PART No. N° DE PIÈCE N° DE PIEZA	DESCRIPTION DESCRIPTION DESCRIPCION	No. REQ. N° REQ. N° REQ.	REMARKS REMARQUES NOTAS	No. N° N°	PART No. N° DE PIECE N° DE PIEZA	DESCRIPTION DESCRIPTION DESCRIPCION	No. REQ. N° REQ. N° REQ.	REMARKS REMARQUES NOTAS			
1	46067	CIRCLE TURN CYLINDER ASSEMBLY - INCLUDES ITEMS 3 TO 16	2	710 thru 740A	26	9298	RUBBER PAD	2				
					27	*9313 x 22	HOSE	2	710 thru 780A			
					28	9313 x 28	HOSE	2	710 thru 740A			
2	56871	HEAVY DUTY TURN CYLINDER ASSEMBLY - INCLUDES ITEMS 3 TO 14, 17 & 18	2	750 thru 780A	29	9313 x 33	HOSE	4	750 thru 780A			
	48870	REPAIR KIT FOR 46067 & 56871 - HYDRAULIC CYLINDERS - INCLUDES ITEMS 3 TO 7, 10 TO 12 & 14	1		30	14382 x 226	HOSE	2				
					31	23749	CUSHION VALVE	1				
						26317	SEAL KIT FOR 23749 - CUSHION VALVE	1 per				
3	12A-216	O RING	1		32	23960	TUBE	2	710 thru 740A			
4	50A-1220	BOLT	1		33	27756	CLAMP	2				
5	12164	ROD SEAL	1		34	8425	CLAMP	2				
6	12165	PISTON SEAL	2		35	30927 x 8	HOSE WRAP	2				
7	12166	WIPER RING	1		36	42296	CLAMP CARRIER	1				
8	17605	CYLINDER NUT	1		37	50A-0516	BOLT	2				
9	42122	PISTON	1		38	14A-05	LOCKWASHER	2				
10	44243	O RING	1		39	14A-06	LOCKWASHER	1				
11	44343	BACK-UP RING	1		40	30A-06	NUT	1				
12	49394	WEAR RING	1									
13	49393	GLAND	1		41		CIRCLE TURN VALVE ASSEMBLY	REF.	Sect 2 Pg 9			
14	45889	BUFFER RING	1		42		MANIFOLD VALVE ASSEMBLY	REF.	Sect 4 Pg 7			
15	46068	CYLINDER BARREL	1									
16	46626	PISTON ROD	1									
17	56965	PISTON ROD	1	750 thru								
18	56904	CYLINDER BARREL	1	780A								
19	28A-04	GREASE FITTING	1									
20	28B-04	GREASE FITTING	1									
21	111A-0808	CONNECTOR	5	710 thru 740A								
			4	750 thru 780A								
22	111B-0808	CONNECTOR	8	710 thru 740A								
			6	750 thru 780A								
23	112B-08	CONNECTOR	1	710 thru 740A								
			2	750 thru 780A								
24	111E-0808	CONNECTOR	3	710 thru 740A								
			7	750 thru 780A								
25	111F-0808	CONNECTOR	1									



710 thru 740A



750 thru 780A



EFFECTIVE SERIAL NUMBER(S) 21254 to 21282
 NUMERO(S) DE SÉRIE EFFECTIF(S)
 NUMERO(S) DE SERIE EFECTIVO(S)

700 SERIES
 SERIE 700

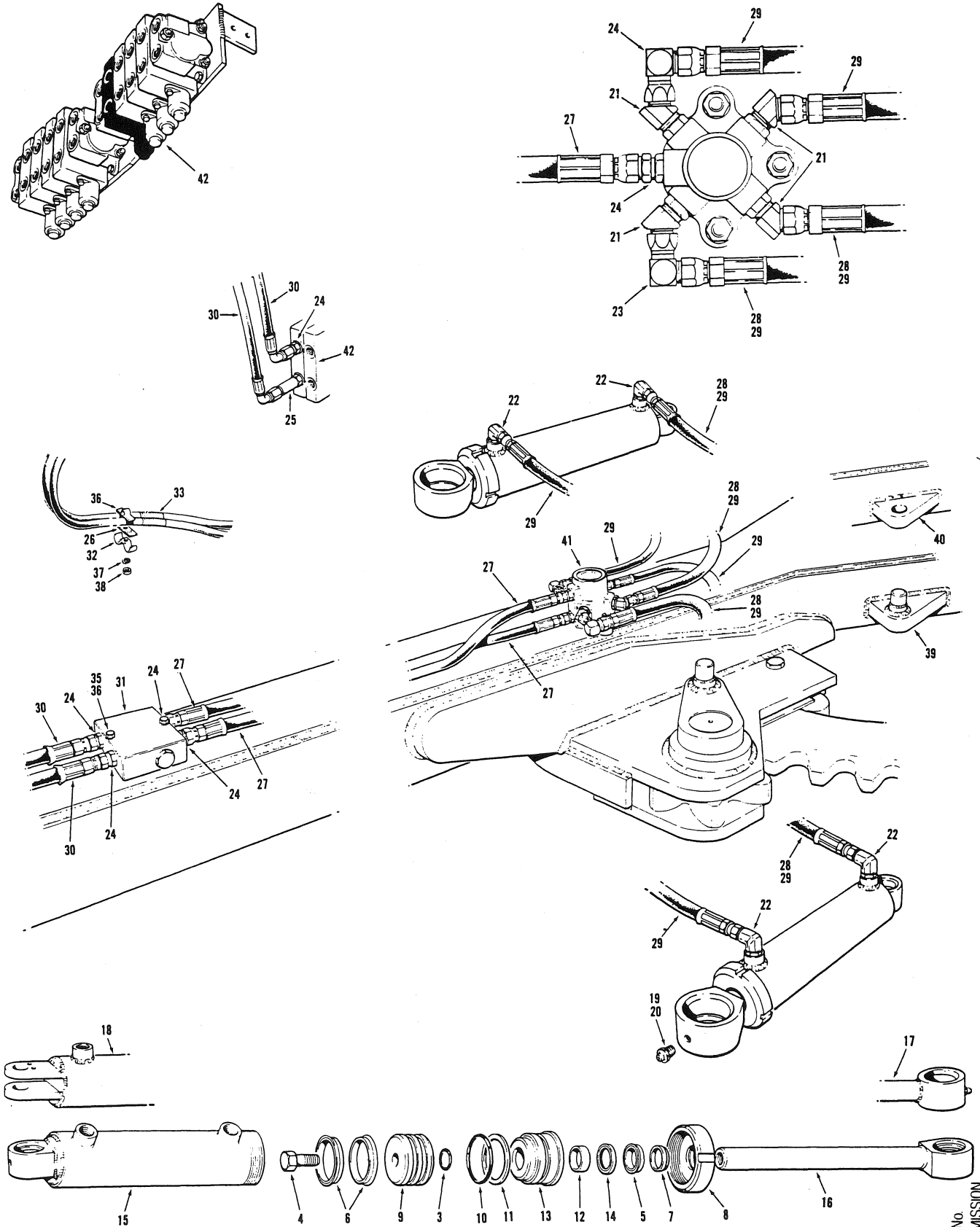
SECTION 2 PAGE 7
 SECCION 2 PAGINA 7

SECTION SECCION		PAGE PAGINA		ISSUE No. N° D'ÉMISSION N° DE EDICION		CIRCLE TURN CYLINDER & CIRCUIT				FEBRUARY 1991	
No. N° N°	PART No. N° DE PIÉCE N° DE PIEZA	DESCRIPTION DESCRIPTION DESCRIPCION	No. REQ. N° REQ. N° REQ.	REMARKS REMARQUES NOTAS	No. N° N°	PART No. N° DE PIÉCE N° DE PIEZA	DESCRIPTION DESCRIPTION DESCRIPCION	No. REQ. N° REQ. N° REQ.	REMARKS REMARQUES NOTAS		
1	*59003	CIRCLE TURN CYLINDER ASSEMBLY - INCLUDES ITEMS 3 to 16	2	710 thru 740A	26	9298	RUBBER PAD	2			
2	56871	HEAVY DUTY TURN CYLINDER ASSEMBLY - INCLUDES ITEMS 3 to 14, 17 & 18	2	750 thru 780A	27	9313 x 22	HOSE	2	710 thru 780A		
	48870	REPAIR KIT FOR 59003 & 56871 - HYDRAULIC CYLINDERS - INCLUDES ITEMS 3 to 7, 10 to 12 & 14	1		28	9313 x 28	HOSE	2	710 thru 740A		
3	12A-216	O-RING	1		29	9313 x 33	HOSE	4	750 thru 780A		
4	50A-1220	BOLT	1		30	14382 x 226	HOSE	2			
5	12164	ROD SEAL	1		31	23749	CUSHION VALVE	1			
6	12165	PISTON SEAL	2			26317	SEAL KIT FOR 23749 - CUSHION VALVE	1 per			
7	12166	WIPER RING	1		32	23960	TUBE	2	710 thru 740A		
8	17605	CYLINDER NUT	1		33	27756	CLAMP	2			
9	42122	PISTON	1		34	8425	CLAMP	2			
10	44243	O-RING	1		35	30927 x 8	HOSE WRAP	2			
11	44343	BACK-UP RING	1		36	42296	CLAMP CARRIER	1			
12	49394	WEAR RING	1		37	50A-0516	BOLT	2			
13	49393	GLAND	1		38	14A-05	LOCKWASHER	2			
14	45889	BUFFER RING	1		39	14A-06	LOCKWASHER	1			
15	*59006	CYLINDER BARREL	1		40	30A-06	NUT	1			
16	*59004	PISTON ROD	1		41		CIRCLE TURN VALVE ASSEMBLY	REF.	Sect 2 Pg 9		
17	56965	PISTON ROD	1	750 thru	42		MANIFOLD VALVE ASSEMBLY	REF.	Sect 4 Pg 7		
18	56904	CYLINDER BARREL	1	780A							
19	28A-04	GREASE FITTING	1								
20	28B-04	GREASE FITTING	1								
21	111A-0808	CONNECTOR	5	710 thru 740A							
			4	750 thru 780A							
22	111B-0808	CONNECTOR	8	710 thru 740A							
			6	750 thru 780A							
23	112B-08	CONNECTOR	1	710 thru 740A							
			2	750 thru 780A							
24	111E-0808	CONNECTOR	3	710 thru 740A							
			7	750 thru 780A							
25	111F-0808	CONNECTOR	1								

CHAMPION ROAD MACHINERY

CIRCLE TURN CYLINDER & CIRCUIT

FOR LIST OF PARTS - TURN THIS PAGE
 POUR LA LISTE DES PIÈCES - VOIR AU VERSO
 PARA LA LISTA DE LAS PIEZAS - VEA AL VERSO



ISSUE No.
 N° D'ÉMISSION
 N° DE EDICIÓN

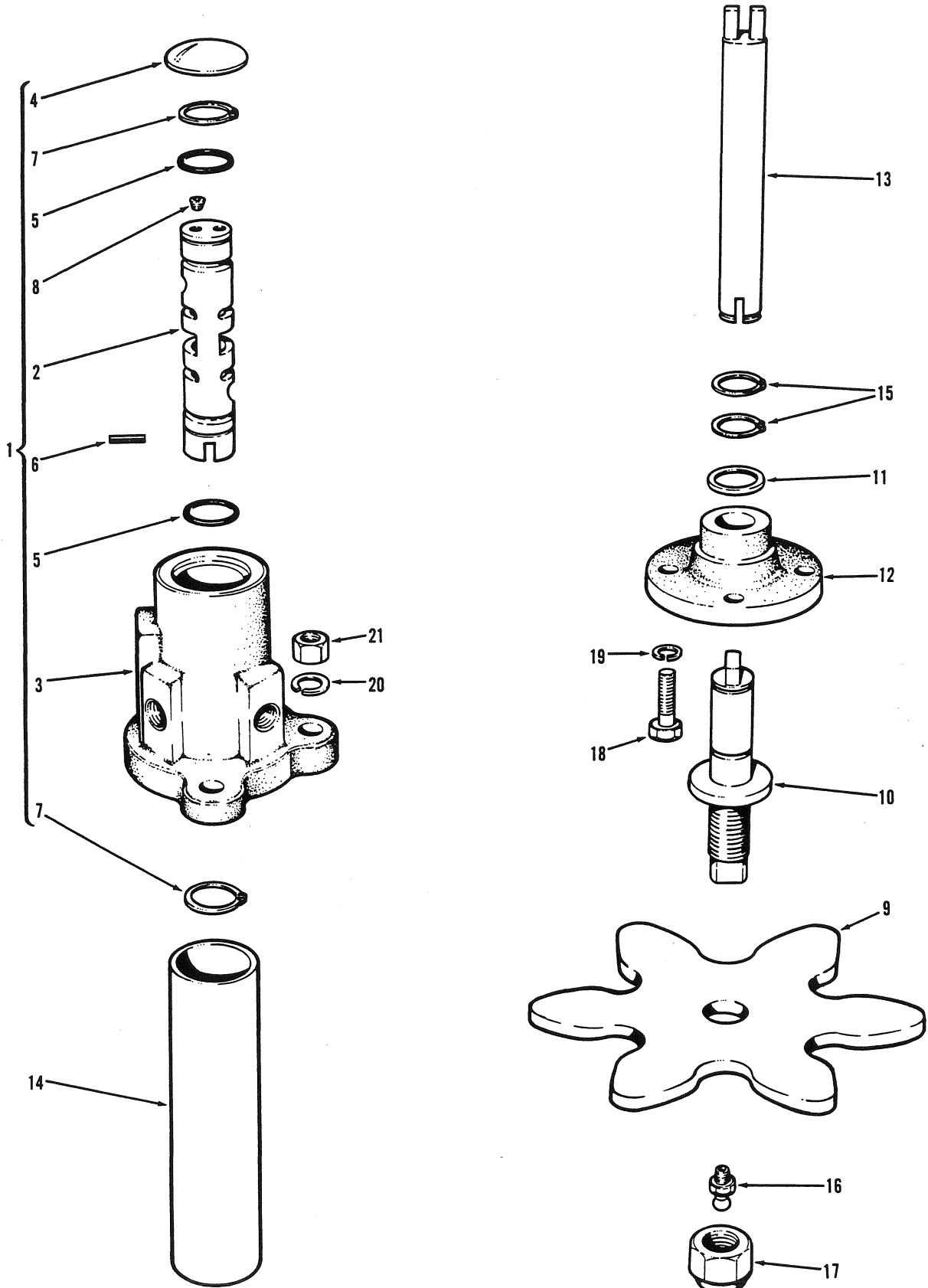
EFFECTIVE SERIAL NUMBER(S) 21283 & UP
 NUMERO(S) DE SÉRIE EFFECTIFS
 NUMERO(S) DE SERIE EFECTIVO(S)

700 SERIES
 SERIE 700

SECTION 2 PAGE 7
 SECCION 2 PAGINA 7

SECTION SECCION		PAGE PAGINA		ISSUE No. N° D'ÉMISSION N° DE EDICION		CIRCLE TURN CYLINDER & CIRCUIT				MAY 1991	
No. N° N°	PART No. N° DE PIÈCE N° DE PIEZA	DESCRIPTION DESCRIPTION DESCRIPCION	No. REQ. N° REQ. N° REQ.	REMARKS REMARQUES NOTAS	No. N° N°	PART No. N° DE PIÈCE N° DE PIEZA	DESCRIPTION DESCRIPTION DESCRIPCION	No. REQ. N° REQ. N° REQ.	REMARKS REMARQUES NOTAS		
1	59003	CIRCLE TURN CYLINDER ASSEMBLY - INCLUDES ITEMS 3 to 16	2	710 thru 740A	25	111F-0808	CONNECTOR	1			
					26	9298	RUBBER PAD	2			
					27	9313 x 22	HOSE	2	710 thru 780A		
2	56871	HEAVY DUTY TURN CYLINDER ASSEMBLY - INCLUDES ITEMS 3 to 14, 17 & 18	2	750 thru 780A	28	9313 x 28	HOSE	2	710 thru 740A		
	48870	REPAIR KIT FOR 59003 & 56871 - HYDRAULIC CYLINDERS - INCLUDES ITEMS 3 to 7, 10 to 12 & 14	1		29	9313 x 33	HOSE	4	750 thru 780A		
					30	14382 x 226	HOSE	2	710 thru 740A		
					31	23749	CUSHION VALVE	1			
3	12A-216	O-RING	1			26317	SEAL KIT FOR 23749 - CUSHION VALVE	1 per			
4	50A-1220	BOLT	1								
5	12164	ROD SEAL	1		32	27756	CLAMP	2			
6	12165	PISTON SEAL	2		33	30927 x 8	HOSE WRAP	2			
7	12166	WIPER RING	1		34	42296	CLAMP CARRIER	1			
8	17605	CYLINDER NUT	1		35	50A-0516	BOLT	2			
9	42122	PISTON	1		36	14A-05	LOCKWASHER	2			
10	44243	O-RING	1		37	14A-06	LOCKWASHER	1			
11	44343	BACK-UP RING	1		38	30A-06	NUT	1			
12	49394	WEAR RING	1		39	*12954	ANCHOR PIVOT	1	710 thru 740A		
13	49393	GLAND	1						Repair Part		
14	45889	BUFFER RING	1		40	*58126	ANCHOR PIVOT	1	750 thru 780A		
15	59006	CYLINDER BARREL	1						Repair Part		
16	59004	PISTON ROD	1								
17	56965	PISTON ROD	1	750 thru	41		CIRCLE TURN VALVE ASSEMBLY	REF.	Sect 2 Pg 9		
18	56904	CYLINDER BARREL	1	780A							
19	28A-04	GREASE FITTING	1		42		MANIFOLD VALVE ASSEMBLY	REF.	Sect 4 Pg 7		
20	28B-04	GREASE FITTING	1								
21	111A-0808	CONNECTOR	4								
22	111B-0808	CONNECTOR	4								
23	112B-08	CONNECTOR	2								
24	111E-0808	CONNECTOR	6								

CHAMPION ROAD MACHINERY



APRIL 1986

CIRCLE TURN VALVE ASSEMBLY

1 REVISION A

FOR LIST OF PARTS - TURN THIS PAGE
 POUR LA LISTE DES PIÈCES - VOIR AU VERSO
 PARA LA LISTA DE LAS PIEZAS - VER AL VERSO

ISSUE No
 N° D'ÉMISSION
 N° DE EDICION

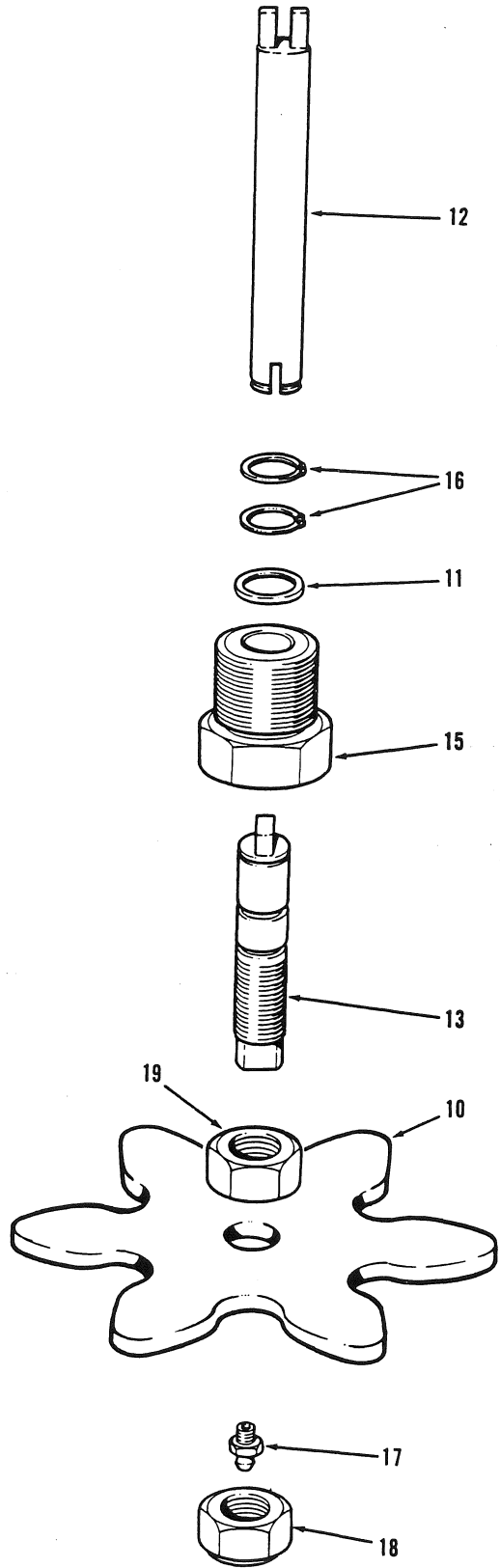
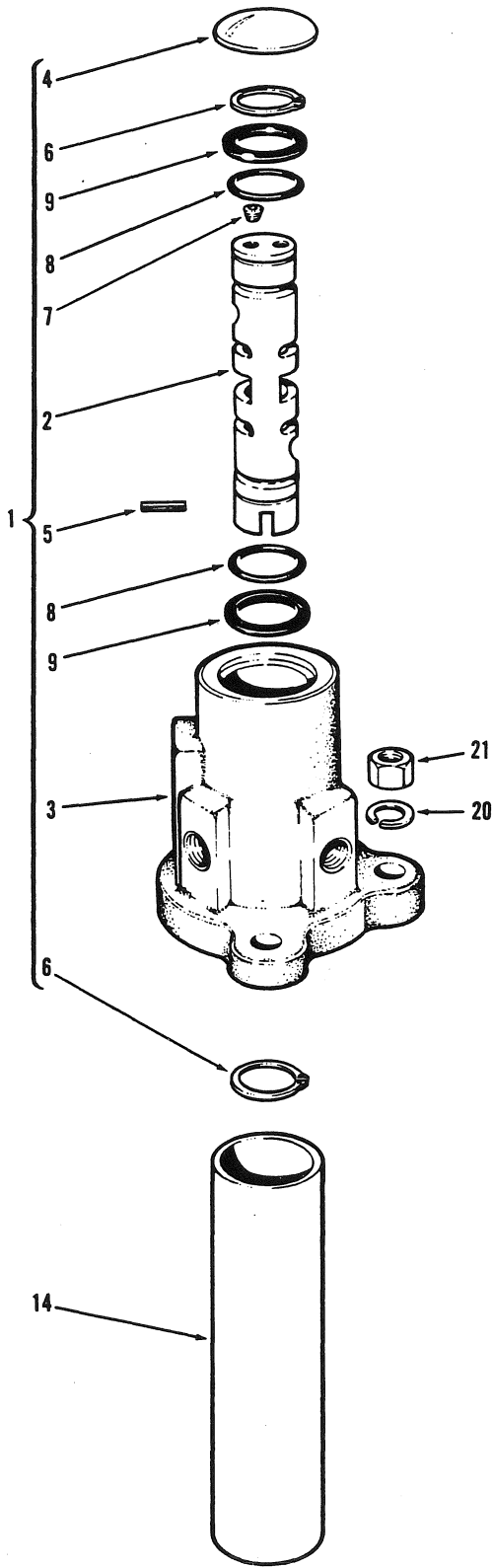
EFFECTIVE SERIAL NUMBER(S) 16224,16245 & UP
 NUMERO(S) DE SÉRIE EFFECTIF(S)
 NUMERO(S) DE SERIE EFECTIVO(S)
 U.S. 2021-2 & UP

700 SERIES
 SERIE 700

SECTION 2 PAGE 9
 SECCION 2 PAGINA 9

SECTION SECCION 2		PAGE PAGINA 10	ISSUE No. N° D'ÉMISSION N° DE EDICION 1	REVISION A	CIRCLE TURN VALVE ASSEMBLY				APRIL 1986
No. N° N°	PART No. N° DE PIÈCE N° DE PIEZA	DESCRIPTION DESCRIPTION DESCRIPCION	No. REQ. N° REQ. N° REQ.	REMARKS REMARQUES NOTAS	No. N° N°	PART No. N° DE PIECE N° DE PIEZA	DESCRIPTION DESCRIPTION DESCRIPCION	No. REQ. N° REQ. N° REQ.	REMARKS REMARQUES NOTAS
1	12114	CIRCLE TURN VALVE ASSEMBLY - INCLUDES ITEMS 2 TO 8	1						
2		SPOOL NOT AVAILABLE	1						
3		BODY SEPARATELY	1						
4	11A-200	EXPANSION PLUG	1						
5	12A-214	O RING	2						
6	*13C-0616	ROLL PIN	1						
7	19C-125	SNAP RING	2						
8	115D-02	PIPE PLUG	2						
9	12109	VALVE PINION	1						
10	12112	PINION SHAFT	1						
11	12427	THRUST RACE	1						
12	12550	BEARING	1						
13	14119	DRIVE SHAFT	1						
14	14498	GUARD TUBE	1						
15	19C-100	SNAP RING	2						
16	29A-02	GREASE FITTING	1						
17	*37M-16	LOCKNUT	1						
18	*50A-0610	BOLT	4						
19	14A-06	LOCKWASHER	4						
20	14A-08	LOCKWASHER	3						
21	30A-08	NUT	3						

CHAMPION ROAD MACHINERY



APRIL 1989

CIRCLE TURN VALVE ASSEMBLY

PARA LA LISTA DE LAS PIEZAS - VER AL VERSO

POUR LA LISTE DES PIÈCES - VOIR AU VERSO

FOR LIST OF PARTS - TURN THIS PAGE

2 REVISION A

ISSUE No.
N° D'ÉMISSION
N° DE EDICION

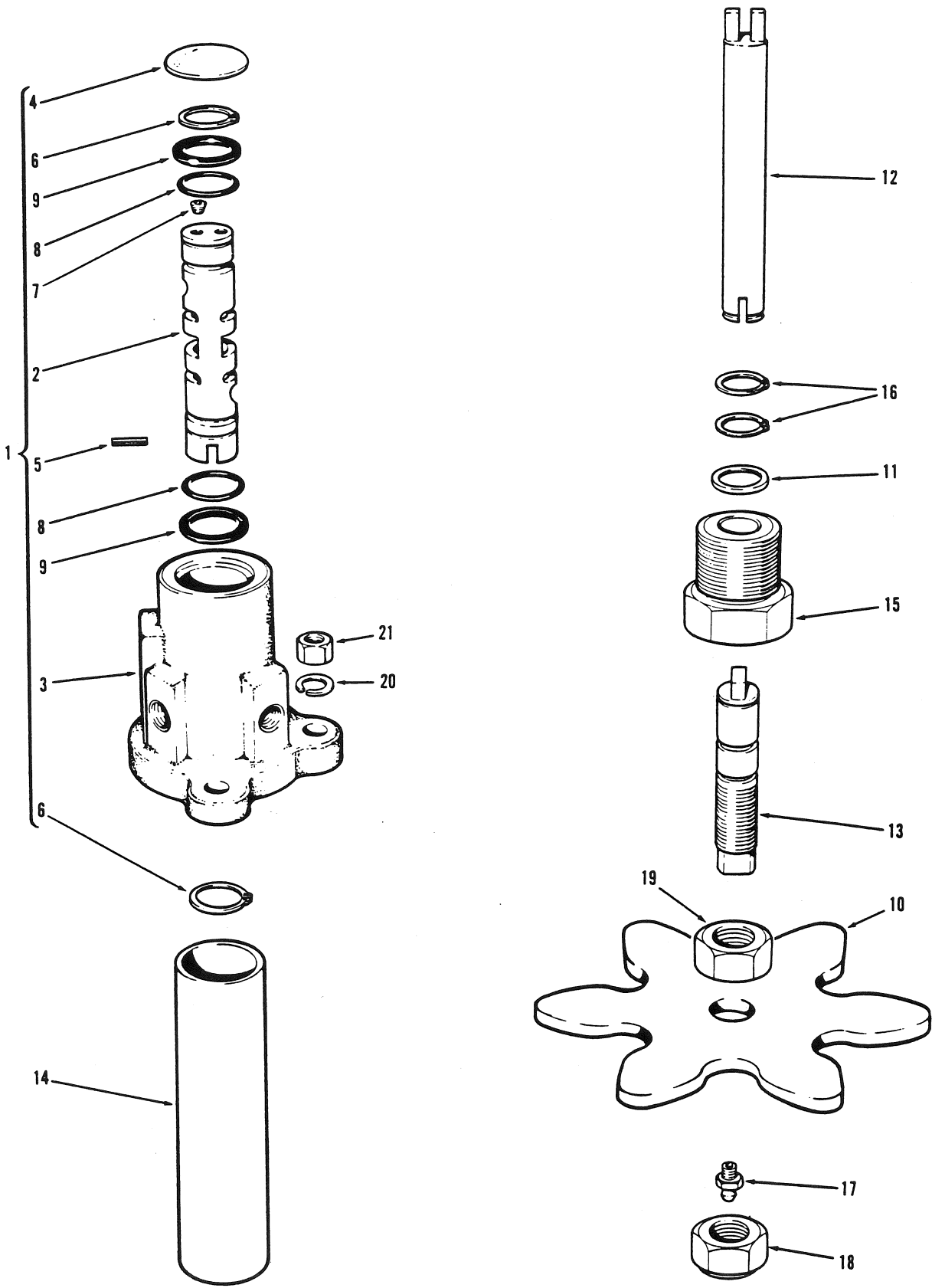
EFFECTIVE SERIAL NUMBER(S) 17849 & UP
NUMERO(S) DE SÉRIE EFFECTIF(S)
NUMERO(S) DE SERIE EFECTIVO(S)

700 SERIES
SERIE 700

SECTION 2 PAGE 9
SECCION 2 PAGINA 9

SECTION SECCION		PAGE PAGINA	ISSUE No. N° D'ÉMISSION N° DE EDICION	2 REVISION A		CIRCLE TURN VALVE ASSEMBLY				APRIL 1989
No. N° N°	PART No. N° DE PIÈCE N° DE PIEZA		DESCRIPTION DÉSCRIPTION DESCRIPCION	No. REQ. N° REQ. N° REQ.	REMARKS REMARQUES NOTAS	No. N° N°	PART No. N° DE PIÈCE N° DE PIEZA	DESCRIPTION DÉSCRIPTION DESCRIPCION	No. REQ. N° REQ. N° REQ.	REMARKS REMARQUES NOTAS
1	12114		CIRCLE TURN VALVE ASSEMBLY - INCLUDES ITEMS 2 TO 9	1						
2			SPOOL } NOT AVAILABLE BODY } SEPARATELY	1						
3				1						
4	11A-200		EXPANSION PLUG	1						
5	13C-0616		ROLL PIN	1						
6	19C-125		SNAP RING	2						
7	115D-02		PIPE PLUG	2						
8	*51497		O RING	2						
9	*51498		BACK-UP RING	2						
10	12109		VALVE PINION	1						
11	12427		THRUST RACE	1						
12	14119		DRIVE SHAFT	1						
13	42871		PINION SHAFT	1						
14	42872		GUARD TUBE	1						
15	42873		BEARING	1						
16	19C-100		SNAP RING	2						
17	29A-02		GREASE FITTING	1						
18	37M-16		LOCK NUT	1						
19	31D-16		NUT	1						
20	14A-08		LOCKWASHER	2						
21	30A-08		NUT	2						

CHAMPION ROAD MACHINERY



MARCH 1990

CIRCLE TURN VALVE ASSEMBLY

FOR LIST OF PARTS - TURN THIS PAGE POUR LA LISTE DES PIÈCES - VOIR AU VERSO PARA LA LISTA DE LAS PIEZAS - VER AL VERSO

ISSUE No.
N° D'ÉMISSION
N° DE EDICIÓN 3

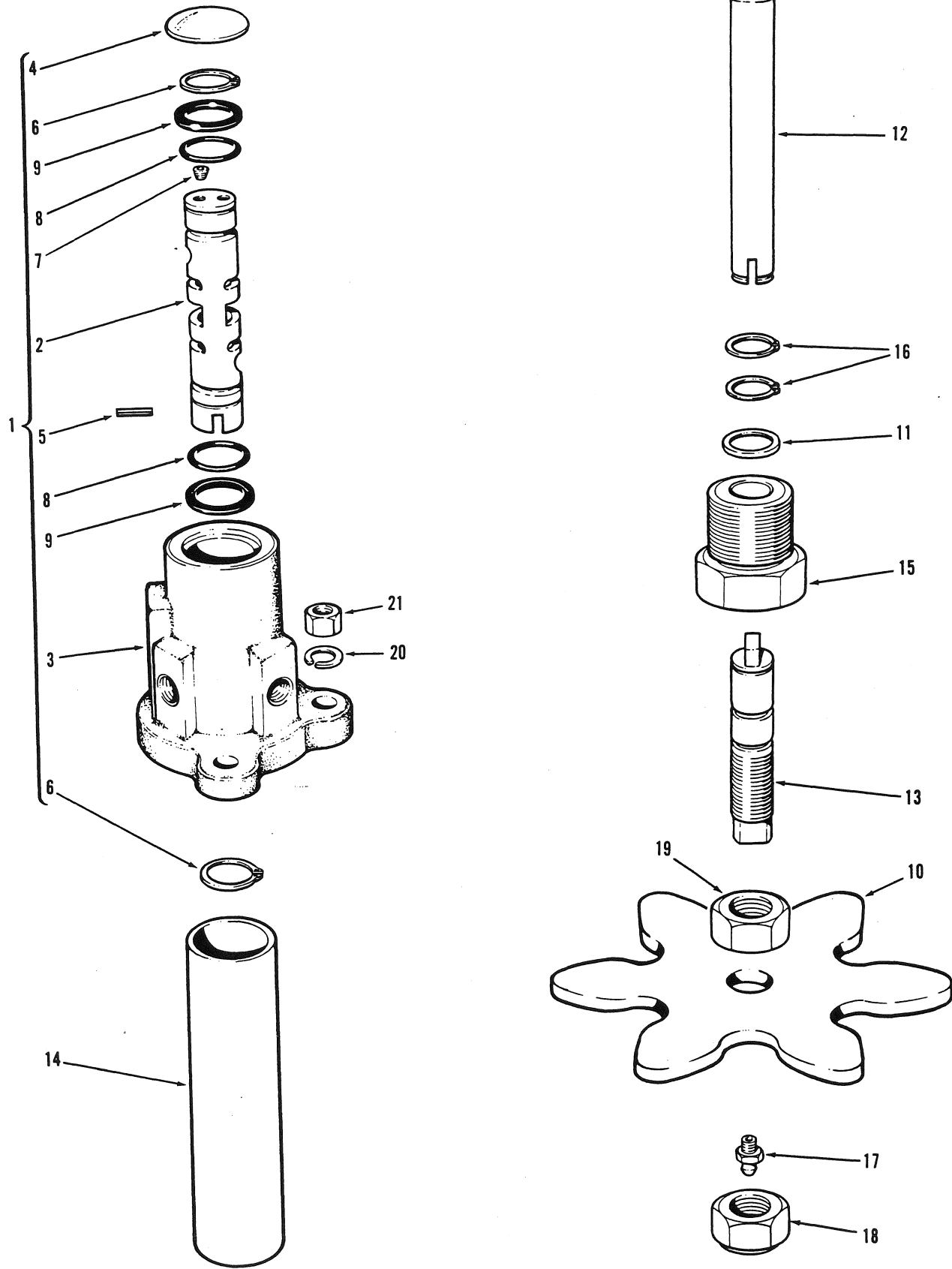
EFFECTIVE SERIAL NUMBER(S) 19895, 19897 to 19899, 19901,
 NUMERO(S) DE SÉRIE EFFECTIF(S) 19902, 19904 to 19916, 19918,
 NUMERO(S) DE SERIE EFECTIVO(S) 19920 to 19932, 19934 & UP

700 SERIES
SERIE 700

SECTION 2
SECCION 2
PAGE 9
PAGINA 9

SECTION SECCION		PAGE PAGINA		ISSUE No. N° D'ÉMISSION N° DE EDICION		CIRCLE TURN VALVE ASSEMBLY			MARCH 1990	
No. N°	PART No. N° DE PIÈCE N° DE PIEZA	DESCRIPTION DESCRIPTION DESCRIPCION	No. REQ. N° REQ. N° REQ.	REMARKS REMARQUES NOTAS	No. N°	PART No. N° DE PIÈCE N° DE PIEZA	DESCRIPTION DESCRIPTION DESCRIPCION	No. REQ. N° REQ. N° REQ.	REMARKS REMARQUES NOTAS	
1	12114	CIRCLE TURN VALVE ASSEMBLY - INCLUDES ITEMS 2 TO 9	1							
2		SPOOL } NOT AVAILABLE BODY } SEPARATELY	1							
3			1							
4	11A-200		EXPANSION PLUG	1						
5	13C-0616	ROLL PIN	1							
6	19C-125	SNAP RING	2							
7	115D-02	PIPE PLUG	2							
8	51497	O RING	2							
9	51498	BACK-UP RING	2							
10	*52338	VALVE PINION	1							
11	12427	THRUST RACE	1							
12	14119	DRIVE SHAFT	1							
13	42871	PINION SHAFT	1							
14	42872	GUARD TUBE	1							
15	42873	BEARING	1							
16	19C-100	SNAP RING	2							
17	29A-02	GREASE FITTING	1							
18	37M-16	LOCK NUT	1							
19	31D-16	NUT	1							
20	14A-08	LOCKWASHER	2							
21	30A-08	NUT	2							

CHAMPION ROAD MACHINERY



MARCH 1991

CIRCLE TURN VALVE ASSEMBLY

PARA LA LISTA DE LAS PIEZAS - VED AL VERSO

POUR LA LISTE DES PIÈCES - VOIR AU VERSO

FOR LIST OF PARTS - TURN THIS PAGE

4

ISSUE No.
N° D'ÉMISSION
N° DE EDICION

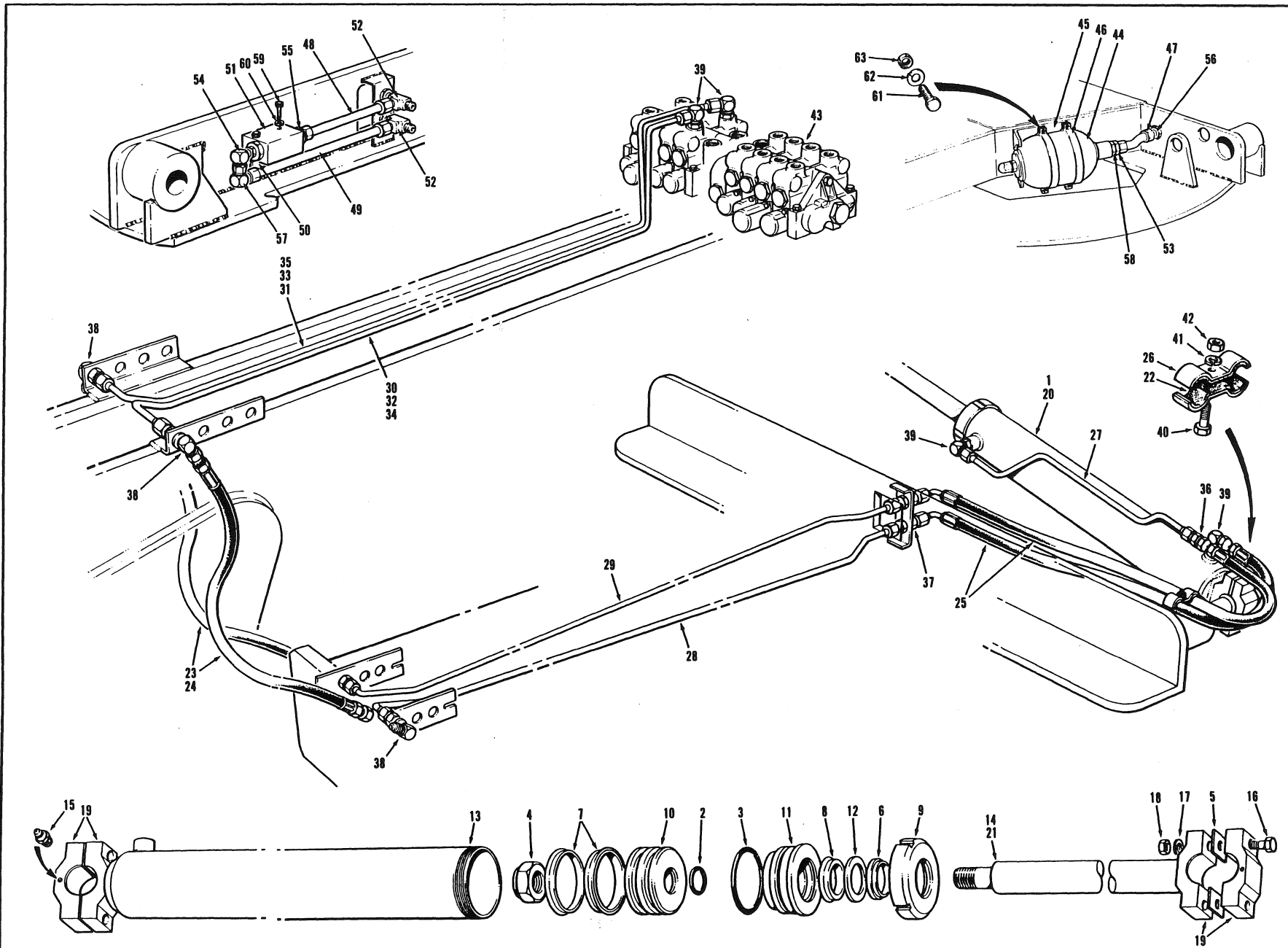
EFFECTIVE SERIAL NUMBER(S) 21283 & UP
NUMERO(S) DE SÉRIE EFFECTIF(S)
NUMERO(S) DE SÉRIE EFECTIVO(S)

700 SERIES
SERIE 700

SECTION 2 PAGE 9
SECCION 2 PAGINA 9

SECTION SECCION		2	PAGE PAGINA	10	ISSUE No. N° D'ÉMISSION N° DE EDICION	4	CIRCLE TURN VALVE ASSEMBLY			MARCH 1991	
No. N° N°	PART No. N° DE PIÈCE N° DE PIEZA	DESCRIPTION DESCRIPTION DESCRIPCION			No. REQ. N° REQ. N° REQ.	REMARKS REMARQUES NOTAS	No. N° N°	PART No. N° DE PIÈCE N° DE PIEZA	DESCRIPTION DESCRIPTION DESCRIPCION	No. REQ. N° REQ. N° REQ.	REMARKS REMARQUES NOTAS
1	*58158	CIRCLE TURN VALVE ASSEMBLY - INCLUDES ITEMS 2 TO 9			1						
2		SPOOL } NOT AVAILABLE			1						
3		BODY } SEPARATELY			1						
4	11A-200	EXPANSION PLUG			1						
5	13C-0818	ROLL PIN			1						
6	19C-125	SNAP RING			2						
7	115D-02	PIPE PLUG			2						
8	*58325	O-RING			2						
9	51498	BACK-UP RING			2						
10	52338	VALVE PINION			1						
11	12427	THRUST RACE			1						
12	14119	DRIVE SHAFT			1						
13	42871	PINION SHAFT			1						
14	42872	GUARD TUBE			1						
15	42873	BEARING			1						
16	19C-100	SNAP RING			2						
17	29A-02	GREASE FITTING			1						
18	37M-16	LOCK NUT			1						
19	31D-16	NUT			1						
20	14A-08	LOCKWASHER			2						
21	30A-08	NUT			2						

CHAMPION ROAD MACHINERY



ISSUE No.
 N° D'ÉMISSION
 N° DE EDICION 1 REVISION A

CIRCLE SHIFT CYLINDER & CIRCUIT

JANUARY 1987

FOR LIST OF PARTS - TURN THIS PAGE

POUR LA LISTE DES PIÈCES - VOIR AU VERSO

PARA LA LISTA DE LAS PIEZAS - VER AL VERSO

EFFECTIVE SERIAL NUMBERS(S) 16224, 16245 TO 16805
 NUMEROS(S) DE SERIE EFFECTIF(S)
 NUMEROS(S) DE SERIE EFECTIVO(S)
 U.S. 2021-2 TO 2419-2

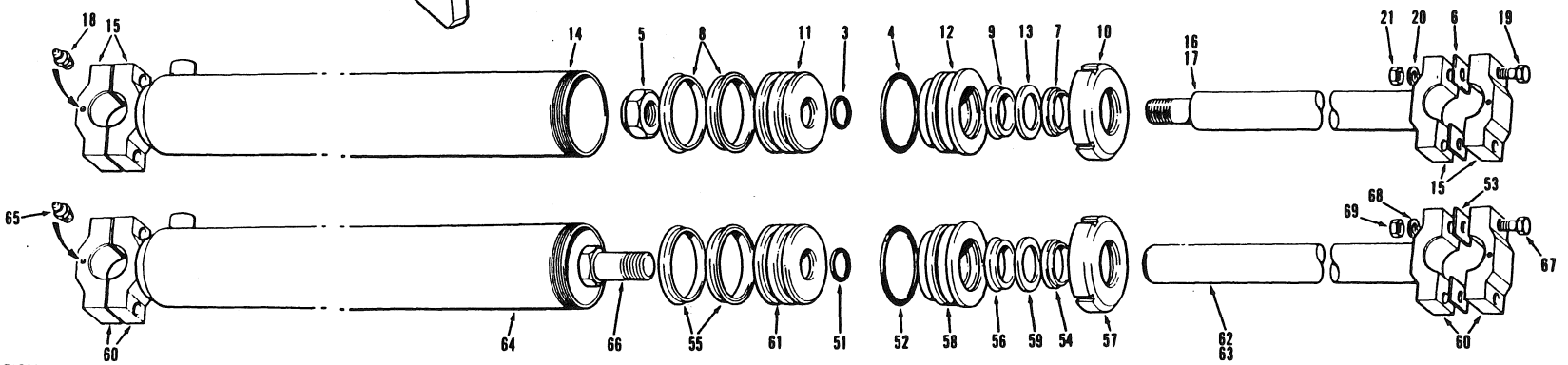
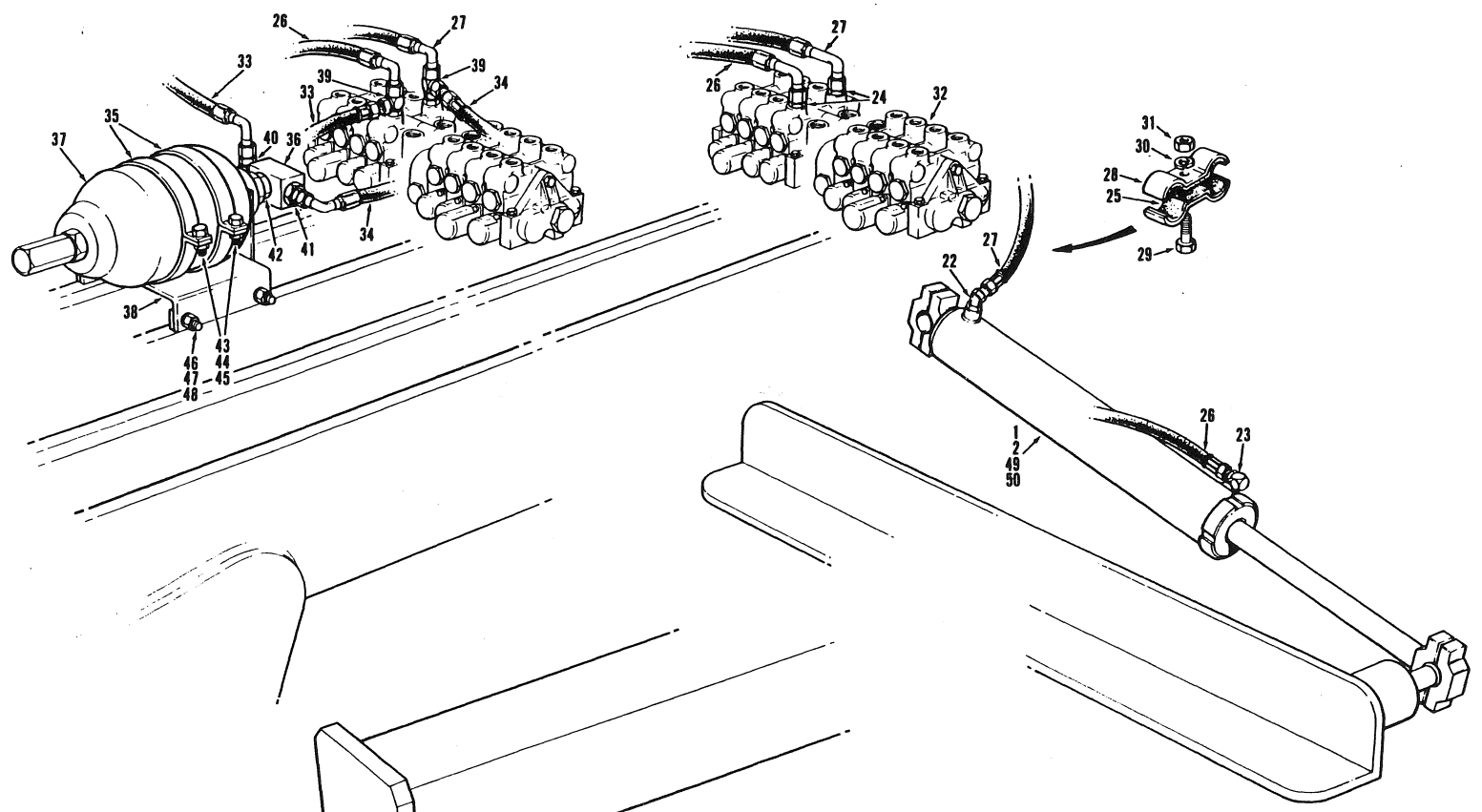
700 SERIES
 SERIE 700

SECTION 2 PAGE 11
 SECCION 2 PAGINA 11

USE ONLY CHAMPION ROAD MACHINERY APPROVED PARTS

SECTION 2		PAGE 12	ISSUE No. N° D'ÉMISSION N° DE EDICION	1 REVISION A	CIRCLE SHIFT CYLINDER & CIRCUIT				JANUARY 1987
No. N° N°	PART No. N° DE PIÈCE N° DE PIEZA	DESCRIPTION DESCRIPTION DESCRIPCION	No. REQ. N° REQ. N° REQ.	REMARKS REMARQUES NOTAS	No. N° N°	PART No. N° DE PIECE N° DE PIEZA	DESCRIPTION DESCRIPTION DESCRIPCION	No. REQ. N° REQ. N° REQ.	REMARKS REMARQUES NOTAS
1	36043	CIRCLE SHIFT CYLINDER ASSEMBLY - INCLUDES ITEMS 2 TO 19	1		36	110L-08	CONNECTOR	1	
2	12A-218	O RING	1		37	110N-08	CONNECTOR	2	
3	12A-342	O RING	1		38	110W-0808	CONNECTOR	4	
4	37H-20	LOCKNUT	1		39	111B-0808	CONNECTOR	4	
5	872	SHIM	6						
6	12035	WIPER RING	1		40	50A-0612	BOLT	1	
7	12036	PISTON SEAL	2		41	14A-06	LOCKWASHER	2	
8	12037	ROD SEAL	1		42	30A-06	NUT	2	
9	17608	CYLINDER NUT	1						
10	17609	PISTON	1		43		MANIFOLD VALVE ASSEMBLY	REF.	SECTION 4 PAGE 8
11	17610	GLAND	1						
12	17614	WASHER	1						
13	26883	CYLINDER BARREL	1				ACCUMULATOR INSTALLATION		OPTIONAL
14	36044	PISTON ROD	1						
15	29A-02	GREASE FITTING	2		44	*14007	ACCUMULATOR	1	
16	*50A-1028	BOLT	4		45	*15754	BRACKET	1	REPAIR PART
17	14A-10	LOCKWASHER	4		46	*15755	CLAMP	2	
18	30A-10	NUT	4		47	*36056	TUBE	1	
19	30146	BALL CAP	A.R.	REPAIR PART	48	*36057	TUBE	1	
					49	*36058	TUBE	1	
20	26884	HEAVY CIRCLE CYLINDER ASSEMBLY - INCLUDES ITEMS 2 TO 13, 15 TO 19 & 21	1	OPTIONAL 740, 740A & 760	50	*36059	BRACKET	1	REPAIR PART
					51	*36060	SHUTTLE VALVE - MODIFIED	1	
21	26882	HEAVY CIRCLE CYLINDER PISTON ROD	1		52	*110AC-08	TEE	2	
	26409	REPAIR KIT FOR 36043 & 26884 CYLINDER ASSY. - INCLUDES ITEMS 2 TO 4, 6 TO 8 & 12	A.R.		53	*110G-0808	CONNECTOR	1	
					54	*111B-0808	CONNECTOR	1	
					55	*111E-0808	CONNECTOR	1	
					56	*111F-0808	CONNECTOR	1	
22	9298	RUBBER PAD	4		57	*112B-08	CONNECTOR	1	
					58	*115B-2008	BUSHING	1	
23	9313 X 36	HOSE	2	710 THRU 730A	59	*50A-0416	BOLT	2	
					60	*14A-04	LOCKWASHER	2	
24	9313 X 42	HOSE	2	740, 740A & 760	61	*50A-0616	BOLT	4	
					62	*14A-06	LOCKWASHER	4	
25	14382 X 52	HOSE	2		63	*30A-06	NUT	4	
26	27756	CLAMP	4						
27	36432	TUBE	1						
28	36433	TUBE - L.H.	1						
29	36434	TUBE - R.H.	1						
30	*41266	TUBE - L.H.	1	710 & 710A					
31	*41267	TUBE - R.H.	1						
32	*41278	TUBE - L.H.	1	720, 720A, 730 730A					
33	*41279	TUBE - R.H.	1						
34	*41290	TUBE - L.H.	1	740, 740A & 760					
35	*41291	TUBE - R.H.	1						

CHAMPION ROAD MACHINERY



CIRCLE SHIFT CYLINDER & CIRCUIT

DECEMBER 1985

FOR LIST OF PARTS - TURN THIS PAGE POUR LA LISTE DES PIÈCES - VOIR AU VERSO PARA LA LISTA DE LAS PIEZAS - VER AL VERSO

EFFECTIVE SERIAL NUMBERS) 16806 & UP
 NUMEROS) DE SERIE EFFECTIFS)
 NUMEROS) DE SERIE EFFECTIVOS)
 U.S. 2420-2 & UP

700 SERIES
 SERIE 700

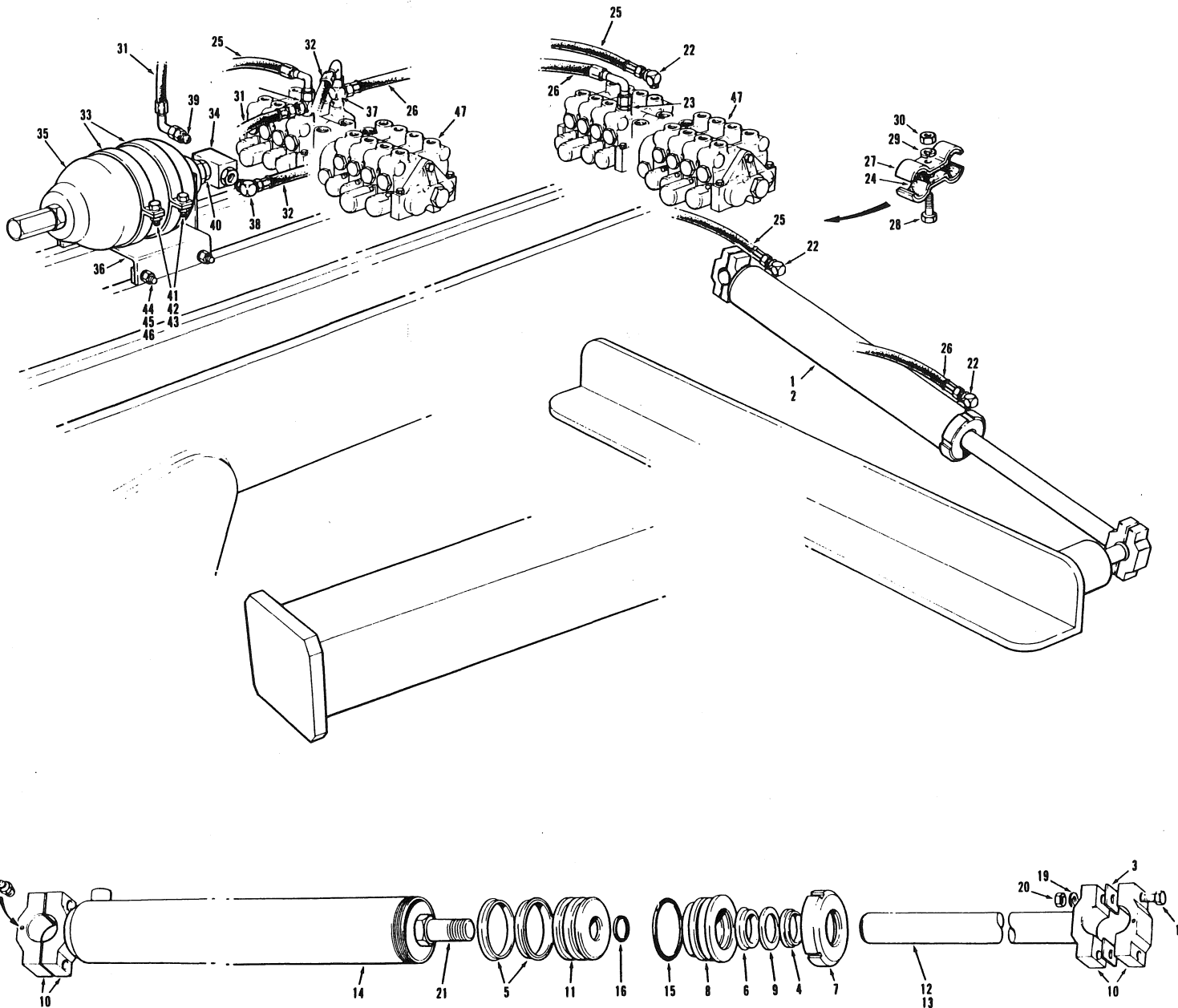
SECTION 2 PAGE 11
 SECTION 2 PAGINA 11

ISSUE No.
 N° D'ÉMISSION
 N° DE EDICION 2

USE ONLY CHAMPION ROAD MACHINERY APPROVED PARTS

SECTION SECCION		PAGE PAGINA	ISSUE No. N° D'ÉMISSION N° DE EDICION	CIRCLE SHIFT CYLINDER & CIRCUIT				DECEMBER 1985	
No. N° N°	PART No. N° DE PIÈCE N° DE PIEZA	DESCRIPTION DESCRIPTION DESCRIPCION	No. REQ. N° REQ. N° REQ.	REMARKS REMARQUES NOTAS	No. N° N°	PART No. N° DE PIECE N° DE PIEZA	DESCRIPTION DESCRIPTION DESCRIPCION	No. REQ. N° REQ. N° REQ.	REMARKS REMARQUES NOTAS
<u>CIRCLE SHIFT CYLINDERS - LOCKNUT VERSION</u>					<u>ACCUMULATOR INSTALLATION</u>				OPTIONAL
1	36043	CIRCLE SHIFT CYLINDER ASSEMBLY - INCLUDES ITEMS 3 TO 15 & 17 TO 21	1		33	14383 X 12	HOSE	1	
2	26884	HEAVY CIRCLE CYLINDER ASSEMBLY - INCLUDES ITEMS 3 TO 16 & 18 TO 21	1	OPTIONAL 740 THRU 760	34	14382 X 14	HOSE	1	
3	12A-218	O RING	1		35	15755	CLAMP	2	
4	12A-342	O RING	1		36	36060	SHUTTLE VALVE - MODIFIED	1	
5	37H-20	LOCKNUT	1		37	37048	ACCUMULATOR	1	
6	872	SHIM	6		38	42507	BRACKET	1	
7	12035	WIPER RING	1		39	110D-0808	TEE	2	
8	12036	PISTON SEAL	2		40	111B-0808	CONNECTOR	1	
9	12037	ROD SEAL	1		41	111E-0808	CONNECTOR	1	
10	17608	CYLINDER NUT	1		42	111M-2008	CONNECTOR	1	
11	17609	PISTON	1		43	50A-0506	CAPSCREW	4	
12	17610	GLAND	1		44	14A-06	LOCKWASHER	4	
13	17614	WASHER	1		45	30A-06	NUT	4	
14	26883	CYLINDER BARREL	1		46	50A-0616	CAPSCREW	1	
15	30146	BALL CAP	A.R.	REPAIR PART	47	14A-06	LOCKWASHER	1	
16	26882	PISTON ROD - HEAVY CIRCLE CYLINDER	1	OPTIONAL	48	30A-06	NUT	1	
17	36044	PISTON ROD	1		<u>MODIFIED CIRCLE SHIFT CYLINDERS</u>				
18	29A-02	GREASE FITTING	2		49	*42176	CIRCLE SHIFT CYLINDER ASSEMBLY - INCLUDES ITEMS 51 TO 62 & 64 TO 69	1	
19	50A-1028	BOLT	4		50	*42451	HEAVY CIRCLE CYLINDER ASSEMBLY - INCLUDES ITEMS 51 TO 61 & 63 TO 69	1	OPTIONAL 740 THRU 760
20	14A-10	LOCKWASHER	4		51	12A-224	O RING	1	
21	30A-10	NUT	4		52	12A-342	O RING	1	
	26409	REPAIR KIT FOR 36043 & 26884 CYLINDER ASSY. - INCLUDES ITEMS 2 TO 4, 6 TO 8 & 12	A.R.		53	872	SHIM	6	
22	111A-0808	CONNECTOR	1		54	12035	WIPER RING	1	
23	111B-0808	CONNECTOR	1		55	12036	PISTON SEAL	2	
24	111E-0808	CONNECTOR	2		56	12037	ROD SEAL	1	
25	9298	RUBBER PAD	2		57	17608	CYLINDER NUT	1	
26	9313 X 42	HOSE	1		58	17610	GLAND	1	
27	14382 X 66	HOSE	1		59	17614	WASHER	1	
28	27756	CLAMP	2		60	30146	BALL CAP	A.R.	REPAIR PART
29	50A-0610	BOLT	1		61	*42151	PISTON	1	
30	14A-06	LOCKWASHER	1		62	*42177	PISTON ROD	1	
31	30A-06	NUT	1		63	*42452	PISTON ROD - HEAVY CIRCLE CYLINDER	1	OPTIONAL
32		MANIFOLD VALVE ASSEMBLY	REF.	SECTION 4 PAGE 8	64	*42178	CYLINDER BARREL	1	
					65	29A-02	GREASE FITTING	2	
					66	*51A-1622	BOLT	1	
					67	50A-1028	BOLT	4	
					68	14A-10	LOCKWASHER	4	
					69	30A-10	NUT	4	

CHAMPION ROAD MACHINERY



CIRCLE SHIFT CYLINDER & CIRCUIT

APRIL 1987

FOR LIST OF PARTS - TURN THIS PAGE

POUR LA LISTE DES PIÈCES - VOIR AU VERSO

PARA LA LISTA DE LAS PIEZAS - VER AL VERSO

EFFECTIVE SERIAL NUMBERS) 17430 & UP
 NUMEROS) DE SÉRIE EFFECTIFS)
 NUMEROS) DE SERIE EFECTIVOS)

700 SERIES
 SERIE 700

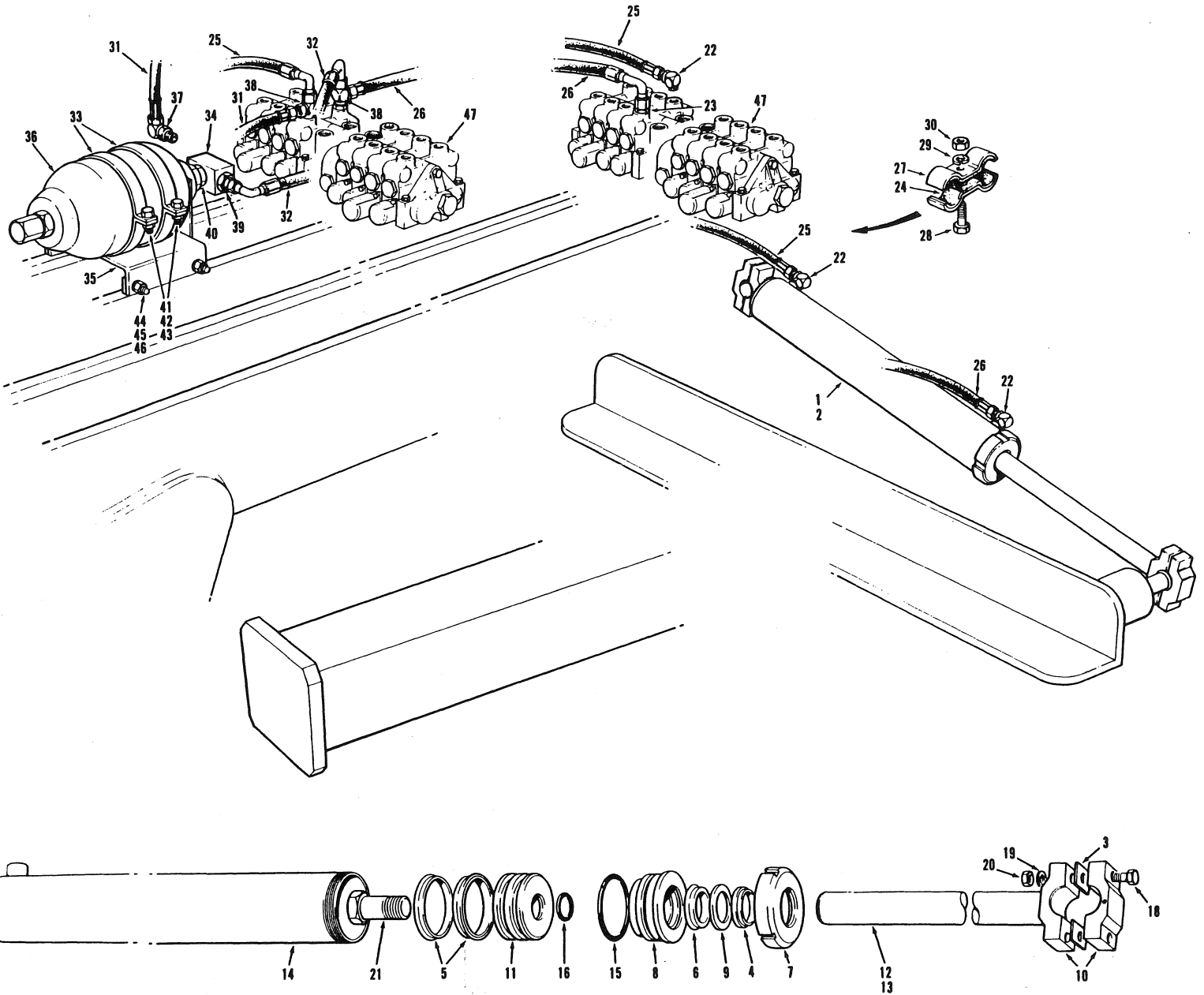
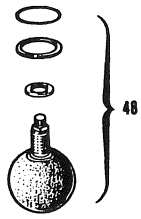
SECTION 2 PAGE 11
 SECCION 2 PAGINA 11

ISSUE No.
 N° D'ÉMISSION
 N° DE EDICION 3

USE ONLY CHAMPION ROAD MACHINERY APPROVED PARTS

SECTION SECCION 2		PAGE PAGINA 12	ISSUE No. N° D'ÉMISSION 3 N° DE EDICION	CIRCLE SHIFT CYLINDER & CIRCUIT				APRIL 1987	
No. N° N°	PART No. N° DE PIÉCE N° DE PIEZA	DESCRIPTION DÉSCRIPTION DESCRIPCION	No. REQ. N° REQ. N° REQ.	REMARKS REMARQUES NOTAS	No. N° N°	PART No. N° DE PIECE N° DE PIEZA	DESCRIPTION DÉSCRIPTION DESCRIPCION	No. REQ. N° REQ. N° REQ.	REMARKS REMARQUES NOTAS
<u>CIRCLE SHIFT CYLINDERS</u>					<u>ACCUMULATOR INSTALLATION</u>				OPTIONAL
1	42176	CIRCLE SHIFT CYLINDER ASSEMBLY - INCLUDES ITEMS 3 TO 12 & 14 TO 21	1	MODEL 710 THRU 740A	31	14383 X 12	HOSE	1	
2	42451	HEAVY CIRCLE CYLINDER ASSEMBLY - INCLUDES ITEMS 3 TO 11 & 13 TO 21 (ITEM 2 IS OPTIONAL ON MODEL 740 & 740A)	1	MODEL 780 & 780A	32	14382 X 14	HOSE	1	
3	872	SHIM	6		33	15755	CLAMP	2	
4	12035	WIPER RING	1		34	36060	SHUTTLE VALVE - MODIFIED	1	
5	12036	PISTON SEAL	2		35	37048	ACCUMULATOR	1	
6	12037	ROD SEAL	1		36	42507	BRACKET	1	
7	17608	CYLINDER NUT	1		37	110D-0808	TEE	2	
8	17610	GLAND	1		38	111B-0808	CONNECTOR	1	
9	17614	WASHER	1		39	111E-0808	CONNECTOR	1	
10	30146	BALL CAP	A.R.	REPAIR PART	40	111M-2008	CONNECTOR	1	
11	42151	PISTON	1		41	*50A-0516	BOLT	4	
12	42177	PISTON ROD	1		42	*14A-05	LOCKWASHER	4	
13	42452	PISTON ROD - HEAVY CIRCLE CYLINDER	1	OPTIONAL	43	*30A-05	NUT	4	
14	42178	CYLINDER BARREL	1		44	50A-0616	BOLT	4	
15	*44244	O RING	1		45	14A-06	LOCKWASHER	4	
16	12A-224	O RING	1		46	30A-06	NUT	4	
17	29A-02	GREASE FITTING	2		47		MANIFOLD VALVE ASSEMBLY	REF.	SECTION 4 PAGE 8
18	50A-1028	BOLT	4						
19	14A-10	LOCKWASHER	4						
20	30A-10	NUT	4						
21	51A-1622	BOLT	1						
	43182	REPAIR KIT FOR 42176 & 42451 CYLINDER ASSY. - INCLUDES ITEMS 4,5,6,9,15,16 & 21							
22	111B-0808	CONNECTOR	3						
23	111E-0808	CONNECTOR	1						
24	9298	RUBBER PAD	2						
25	9313 X 42	HOSE	1						
26	14382 X 66	HOSE	1						
27	27756	CLAMP	2						
28	50A-0610	BOLT	1						
29	14A-06	LOCKWASHER	1						
30	30A-06	NUT	1						

EFFECTIVE SERIAL NUMBERS) 18362 & UP
 NUMEROS) DE SERIE EFFECTIFS)
 NUMEROS) DE SERIE EFFECTIVOS)



CIRCLE SHIFT CYLINDER & CIRCUIT

SEPTEMBER 1987

FOR LIST OF PARTS - TURN THIS PAGE

POUR LA LISTE DES PIÈCES - VOIR AU VERSO

PARA LA LISTA DE LAS PIEZAS - VER AL VERSO

700 SERIES
 SERIE 700

SECTION 2 PAGE 11
 SECCION 2 PAGINA 11

ISSUE No.
 N° D'ÉMISSION
 N° DE EDICION 4

SECTION SECCION 2		PAGE PAGINA 12	ISSUE No. N° D'ÉMISSION 4 N° DE EDICION	CIRCLE SHIFT CYLINDER & CIRCUIT				SEPTEMBER 1987	
No. N° N°	PART No. N° DE PIÈCE N° DE PIEZA	DESCRIPTION DÉSCRIPTION DESCRIPCION	No. REQ. N° REQ. N° REQ.	REMARKS REMARQUES NOTAS	No. N° N°	PART No. N° DE PIECE N° DE PIEZA	DESCRIPTION DÉSCRIPTION DESCRIPCION	No. REQ. N° REQ. N° REQ.	REMARKS REMARQUES NOTAS
<u>CIRCLE SHIFT CYLINDERS</u>					<u>ACCUMULATOR INSTALLATION</u>				
1	42176	CIRCLE SHIFT CYLINDER ASSEMBLY - INCLUDES ITEMS 3 TO 12 & 14 TO 21	1	MODEL 710 THRU 740A	31	*14382 X 12	HOSE	1	
2	42451	HEAVY CIRCLE CYLINDER ASSEMBLY - INCLUDES ITEMS 3 TO 11 & 13 TO 21 (ITEM 2 IS OPTIONAL ON MODEL 740 & 740A)	1	MODEL 780 & 780A	32	14382 X 14	HOSE	1	
3	872	SHIM	6		33	15755	CLAMP	2	
4	12035	WIPER RING	1		34	36060	SHUTTLE VALVE - MODIFIED	1	
5	12036	PISTON SEAL	2		35	42507	BRACKET	1	
6	12037	ROD SEAL	1		36	*45807	ACCUMULATOR	1	
7	17608	CYLINDER NUT	1		37	111B-0808	CONNECTOR	1	
8	17610	GLAND	1		38	*111D-0808	TEE	2	
9	17614	WASHER	1		39	111E-0808	CONNECTOR	1	
10	30146	BALL CAP	A.R.	REPAIR PART	40	*111P-2008	CONNECTOR	1	
11	42151	PISTON	1		41	*50A-0612	BOLT	4	
12	42177	PISTON ROD	1		42	14A-05	LOCKWASHER	4	
13	42452	PISTON ROD - HEAVY CIRCLE CYLINDER	1	OPTIONAL	43	30A-05	NUT	4	
14	42178	CYLINDER BARREL	1		44	*50A-0608	BOLT	4	
15	44244	O RING	1		45	14A-06	LOCKWASHER	4	
16	12A-224	O RING	1		46	30A-06	NUT	4	
17	29A-02	GREASE FITTING	2		47		MANIFOLD VALVE ASSEMBLY	REF.	SECTION 4 PAGE 8
18	50A-1028	BOLT	4			*16042	ACCUMULATOR CHARGING KIT - CONSISTS OF:	A.R.	
19	14A-10	LOCKWASHER	4				PRESSURE GAUGE ADAPTER	} GAUGING HEAD ASSY.	
20	30A-10	NUT	4				AIR CHUCK		
21	51A-1622	BOLT	1				TANK VALVE ASSY. BLEEDER VALVE		
	43182	REPAIR KIT FOR 42176 & 42451 CYLINDER ASSY. - INCLUDES ITEMS 4,5,6,9,15,16 & 21					SWIVEL CONNECTOR	} CHARGING HOSE ASSY.	
22	111B-0808	CONNECTOR	3				HOSE		
23	111E-0808	CONNECTOR	1				COUPLING		
24	9298	RUBBER PAD	2				GLAND		
25	9313 X 42	HOSE	1				STD. L.H. GLAND NUT		
26	14382 X 66	HOSE	1						
27	27756	CLAMP	2		48	*46266	ACCUMULATOR BLADDER KIT - CONSISTS OF: O RING, RETAINING RING, SEAL & BLADDER	1	
28	50A-0610	BOLT	1						
29	14A-06	LOCKWASHER	1						
30	30A-06	NUT	1						

CHAMPION ROAD MACHINERY

EFFECTIVE SERIAL NUMBERS) 18578, 18590, 18592
 NUMEROS) DE SERIE EFFECTIFS)
 NUMEROS) DE SERIE EFFECTIVOS)

TO 19054

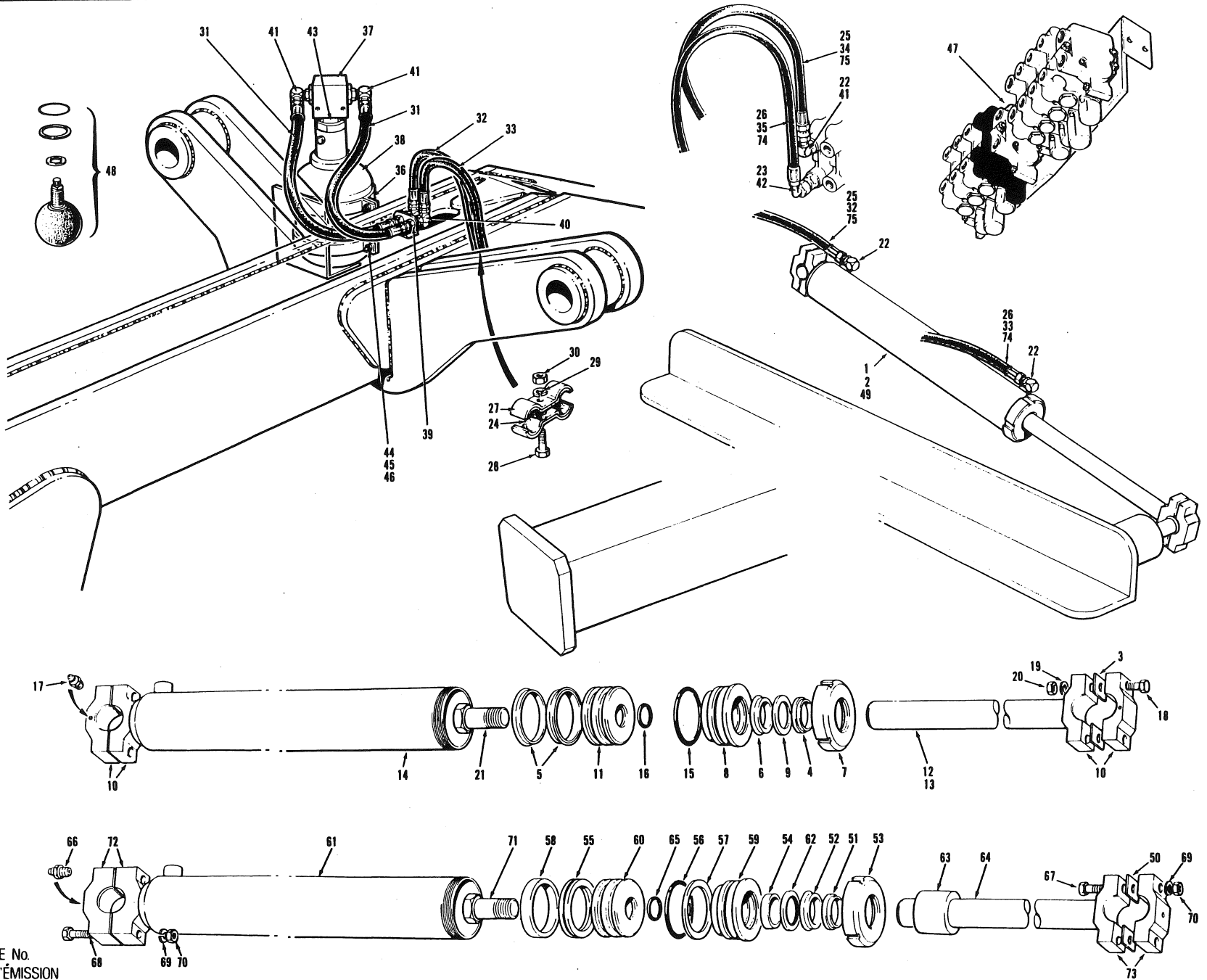
700 SERIES
 SERIE 700

SECTION
 SECCION

2

PAGE
 PAGINA

11



ISSUE No.
 N° D'ÉMISSION
 N° DE EDICION 5 REVISION A

CIRCLE SHIFT CYLINDER & CIRCUIT

JUNE 1988

FOR LIST OF PARTS - TURN THIS PAGE

POUR LA LISTE DES PIÈCES - VOIR AU VERSO

PARA LA LISTA DE LAS PIEZAS - VER AL VERSO

USE ONLY CHAMPION ROAD MACHINERY APPROVED PARTS

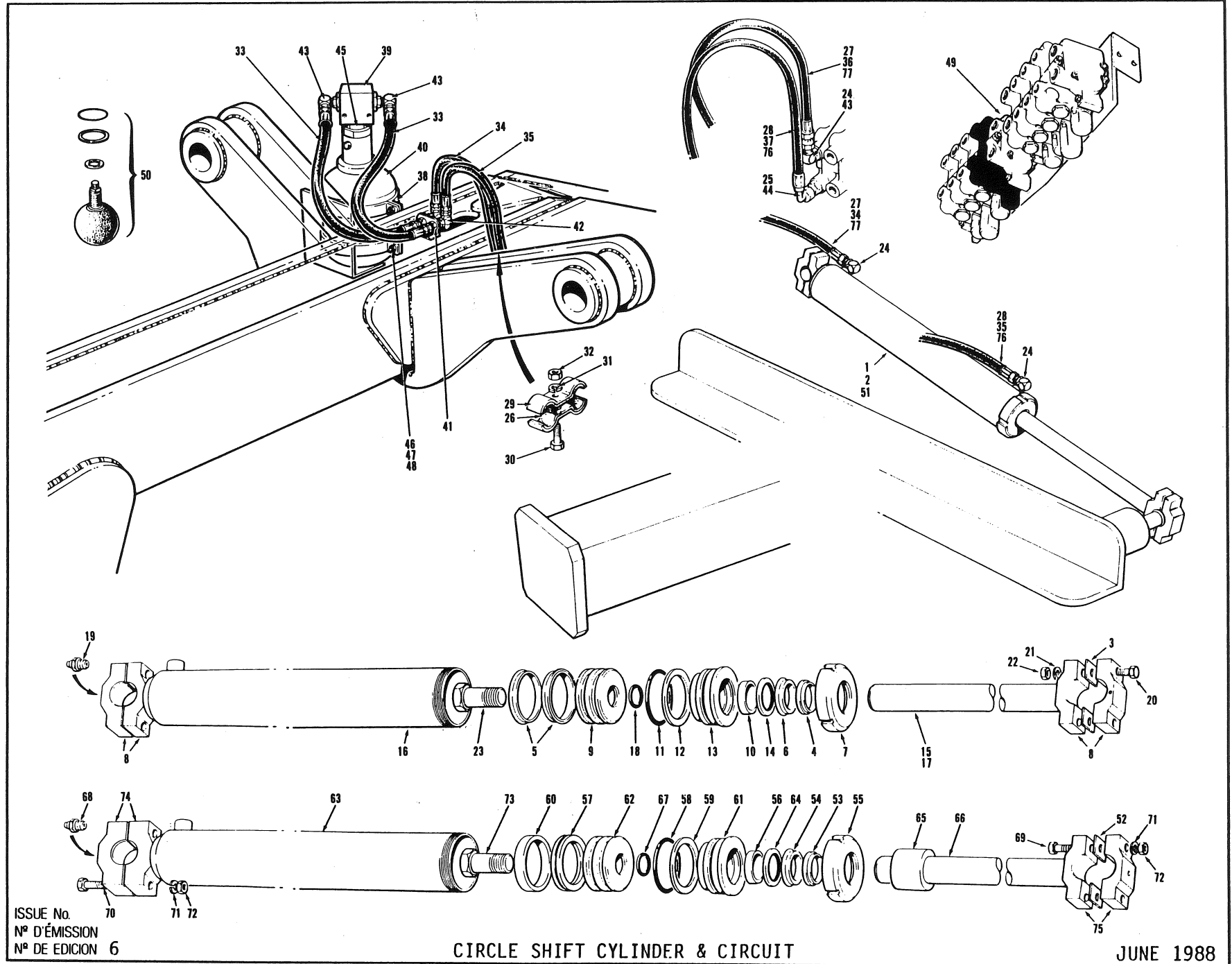
SECTION SECCION 2		PAGE PAGINA 12	ISSUE No. N° D'ÉMISSION N° DE EDICION 5 REVISION A	CIRCLE SHIFT CYLINDER & CIRCUIT			JUNE 1988		
No. N° N°	PART No. N° DE PIÉCE N° DE PIEZA	DESCRIPTION DESCRIPTION DESCRIPCION	No. REQ. N° REQ. N° REQ.	REMARKS REMARQUES NOTAS	No. N° N°	PART No. N° DE PIECE N° DE PIEZA	DESCRIPTION DESCRIPTION DESCRIPCION	No. REQ. N° REQ. N° REQ.	REMARKS REMARQUES NOTAS
<u>CIRCLE SHIFT CYLINDERS</u>									
1	42176	CIRCLE SHIFT CYLINDER ASSEMBLY - INCLUDES ITEMS 3 TO 12 & 14 TO 21	1	MODEL 710 THRU 750A	44	50A-0612	BOLT	4	
2	42451	HEAVY CIRCLE CYLINDER ASSEMBLY - INCLUDES ITEMS 3 TO 11 & 13 TO 21 (ITEM 2 IS OPTIONAL ON MODEL 740 & 740A)	1	MODEL 780 & 780A	45	14A-05	LOCKWASHER	4	
3	872	SHIM	6		46	30A-06	NUT	4	
4	12035	WIPER RING	1		47		MANIFOLD VALVE ASSEMBLY	REF.	SECTION 4 PAGE 8
5	12036	PISTON SEAL	2			16042	ACCUMULATOR CHARGING KIT - CONSISTS OF:	A.R.	
6	12037	ROD SEAL	1				PRESSURE GAUGE		
7	17608	CYLINDER NUT	1				ADAPTER	} GAUGING HEAD ASSY.	
8	17610	GLAND	1				AIR CHUCK		
9	17614	WASHER	1				TANK VALVE ASSY.		
							BLEEDER VALVE		
10	30146	BALL CAP	A.R.	REPAIR PART			SWIVEL CONNECTOR	} CHARGING HOSE ASSY.	
11	42151	PISTON	1				HOSE		
12	42177	PISTON ROD	1	OPTIONAL			COUPLING		
13	42452	PISTON ROD - HEAVY CIRCLE CYLINDER	1				GLAND		
14	42178	CYLINDER BARREL	1				STD. L.H. GLAND NUT		
15	44244	O RING	1						
16	12A-224	O RING	1		48	46266	ACCUMULATOR BLADDER KIT - CONSISTS OF: O RING, RETAINING RING, SEAL & BLADDER	1	
17	29A-02	GREASE FITTING	2						
18	50A-1028	BOLT	4						
19	14A-10	LOCKWASHER	4						
20	30A-10	NUT	4						
21	51A-1622	BOLT	1						
	43182	REPAIR KIT FOR 42176 & 42451 CYLINDER ASSY. - INCLUDES ITEMS 4,5,6,9,15,16 & 21			49	*49673	CIRCLE SHIFT CYLINDER ASSEMBLY - INCLUDES ITEMS 50 TO 73	1	
22	111B-0808	CONNECTOR	3		50	872	SHIM	6	
23	111E-0808	CONNECTOR	1		51	12035	WIPER RING	1	
24	9298	RUBBER PAD	2		52	12037	ROD SEAL	1	
25	*9313 X 155	HOSE	1		53	17608	CYLINDER NUT	1	
26	*14382 X 135	HOSE	1		54	43074	WEAR RING	1	
27	27756	CLAMP	2		55	43075	PISTON RING	1	
28	50A-0610	BOLT	1		56	44244	O RING	1	
29	14A-06	LOCKWASHER	1		57	44266	BACK UP RING	1	
30	30A-06	NUT	1		58	*45639	WEAR RING	1	
					59	*45734	GLAND	1	
					60	*45737	PISTON	1	
					61	*49674	CYLINDER BARREL	1	
					62	*45890	BUFFER RING	1	
					63	*46447	STOP TUBE	1	
					64	*49195	PISTON ROD	1	
31	9313 X 14	HOSE	2		65	12A-224	O RING	1	
32	9313 X 48	HOSE	1		66	28A-04	GREASE FITTING	2	
33	9313 X 72	HOSE	1		67	50A-1028	BOLT	2	
34	9313 X 115	HOSE	1		68	50A-1032	BOLT	2	
35	14382 X 115	HOSE	1		69	14A-10	LOCKWASHER	4	
36	15755	CLAMP	2		70	30A-10	NUT	4	
37	36060	SHUTTLE VALVE - MODIFIED	1		71	51A-1622	BOLT	4	
38	45807	ACCUMULATOR	1		72	*46089	BALL CAP	A.R.	REPAIR PART
39	110N-08	CONNECTOR	2		73	*46309	BALL CAP	A.R.	
40	110Z-0808	TEE	2						
41	111B-0808	CONNECTOR	3		74	*14382 X 135	HOSE	1	
42	111E-0808	CONNECTOR	1		75	*9313 X 135	HOSE	1	
43	111M-2008	CONNECTOR	1						
						*48954	REPAIR KIT FOR 49673 CYLINDER ASSY. INCLUDES ITEMS 51,52,54 TO 58,62,65 & 71		

CHAMPION ROAD MACHINERY

EFFECTIVE SERIAL NUMBERS) 19055 & UP
 NUMEROS) DE SERIE EFFECTIFS)
 NUMEROS) DE SERIE EFECTIVOS)

700 SERIES
 SERIE 700

SECTION 2 PAGE 11
 SECTION 2 PAGINA 11



FOR LIST OF PARTS - TURN THIS PAGE

POUR LA LISTE DES PIÈCES - VOIR AU VERSO

PARA LA LISTA DE LAS PIEZAS - VER AL VERSO

USE ONLY CHAMPION APPROVED PARTS

SECTION SECCION		PAGE PAGINA		ISSUE No. N° D'ÉMISSION N° DE EDICION		CIRCLE SHIFT CYLINDER & CIRCUIT				JUNE 1988	
No. N° N°	PART No. N° DE PIÈCE N° DE PIEZA	DESCRIPTION DESCRIPTION DESCRIPCION	No. REQ N° REQ. N° REQ.	REMARKS REMARQUES NOTAS	No. N° N°	PART No. N° DE PIECE N° DE PIEZA	DESCRIPTION DESCRIPTION DESCRIPCION	No. REQ N° REQ. N° REQ.	REMARKS REMARQUES NOTAS		
<u>CIRCLE SHIFT CYLINDERS</u>											
1	*46090	CIRCLE SHIFT CYLINDER ASSEMBLY - INCLUDES ITEMS 3 TO 16 & 18 TO 23	1	MODEL 710 THRU 750A	46	50A-0612	BOLT	4			
2	*46306	HEAVY CIRCLE CYLINDER ASSEMBLY - INCLUDES ITEMS 3 TO 14 & 16 TO 23 (ITEM 2 IS OPTIONAL ON MODEL 740 & 740A)	1	MODEL 780 & 780A	47	14A-05	LOCKWASHER	4			
3	872	SHIM	6		48	30A-06	NUT	4			
4	12035	WIPER RING	1		49		MANIFOLD VALVE ASSEMBLY	REF.	SECTION 4 PAGE 8		
5	12036	PISTON SEAL	2			16042	ACCUMULATOR CHARGING KIT - CONSISTS OF:	A.R.			
6	12037	ROD SEAL	1				PRESSURE GAUGE	} GAUGING HEAD ASSY.			
7	17608	CYLINDER NUT	1				ADAPTER				
8	*46309	BALL CAP	A.R.	REPAIR PART			AIR CHUCK				
							TANK VALVE ASSY. BLEEDER VALVE				
9	42151	PISTON	1				SWIVEL CONNECTOR	} CHARGING HOSE ASSY.			
10	*43074	WEAR RING	1				HOSE				
11	44244	O RING	1				COUPLING				
12	*44266	BACK UP RING	1				GLAND				
13	*45734	GLAND	1				STD. L.H. GLAND NUT				
14	*45890	BUFFER RING	1								
15	*46091	PISTON ROD	1								
16	*46092	CYLINDER BARREL	1		50	46266	ACCUMULATOR BLADDER KIT - CONSISTS OF: O RING, RETAINING RING, SEAL & BLADDER	1			
17	*46308	PISTON ROD - HEAVY CIRCLE CYLINDER	1				<u>MOVEABLE POINT CIRCLE SHIFT</u>				
18	12A-224	O RING	1								
19	29A-02	GREASE FITTING	2		51	49673	CIRCLE SHIFT CYLINDER ASSEMBLY - INCLUDES ITEMS 52 TO 75	1			
20	50A-1028	BOLT	4		52	872	SHIM	6			
21	14A-10	LOCKWASHER	4		53	12035	WIPER RING	1			
22	50A-10	NUT	4		54	12037	ROD SEAL	1			
23	*50A-1620	BOLT	1		55	17608	CYLINDER NUT	1			
	*48953	REPAIR KIT FOR 46090 & 46306 CYLINDER ASSY. - INCLUDES ITEMS 4,5,6,10,11,14 TO 25			56	43074	WEAR RING	1			
24	111B-0808	CONNECTOR	3		57	43075	PISTON RING	1			
25	111E-0808	CONNECTOR	1		58	44244	O RING	1			
26	9298	RUBBER PAD	2		59	44266	BACK UP RING	1			
27	9313 X 155	HOSE	1		60	45639	WEAR RING	1			
28	14382 X 135	HOSE	1		61	45734	GLAND	1			
29	27756	CLAMP	2		62	45737	PISTON	1			
30	50A-0610	BOLT	1		63	49674	CYLINDER BARREL	1			
31	14A-06	LOCKWASHER	1		64	45890	BUFFER RING	1			
32	30A-06	NUT	1		65	46447	STOP TUBE	1			
		<u>ACCUMULATOR INSTALLATION</u>		OPTIONAL	66	49195	PISTON ROD	1			
33	9313 X 14	HOSE	2		67	12A-224	O RING	1			
34	9313 X 48	HOSE	1		68	28A-04	GREASE FITTING	2			
35	9313 X 72	HOSE	1		69	50A-1028	BOLT	2			
36	9313 X 115	HOSE	1		70	50A-1032	BOLT	2			
37	14382 X 115	HOSE	1		71	14A-10	LOCKWASHER	4			
38	15755	CLAMP	2		72	30A-10	NUT	4			
39	36060	SHUTTLE VALVE - MODIFIED	1		73	51A-1622	BOLT	A.R.			
40	45807	ACCUMULATOR	1		74	46089	BALL CAP	A.R.	REPAIR PART		
41	110N-08	CONNECTOR	2		75	46309	BALL CAP	A.R.			
42	110Z-0808	TEE	2		76	14382 X 135	HOSE	1			
43	111B-0808	CONNECTOR	3		77	9313 X 135	HOSE	1			
44	111E-0808	CONNECTOR	1			48954	REPAIR KIT FOR 49673 CYLINDER ASSY. INCLUDES ITEMS 53,54,56 TO 60,64,67,& 73				
45	111M-2008	CONNECTOR	1								

CHAMPION ROAD MACHINERY

EFFECTIVE SERIAL NUMBERS)
 NUMEROSI DE SERIE EFFECTIF(S)
 NUMEROSI DE SERIE EFFECTIVO(S)

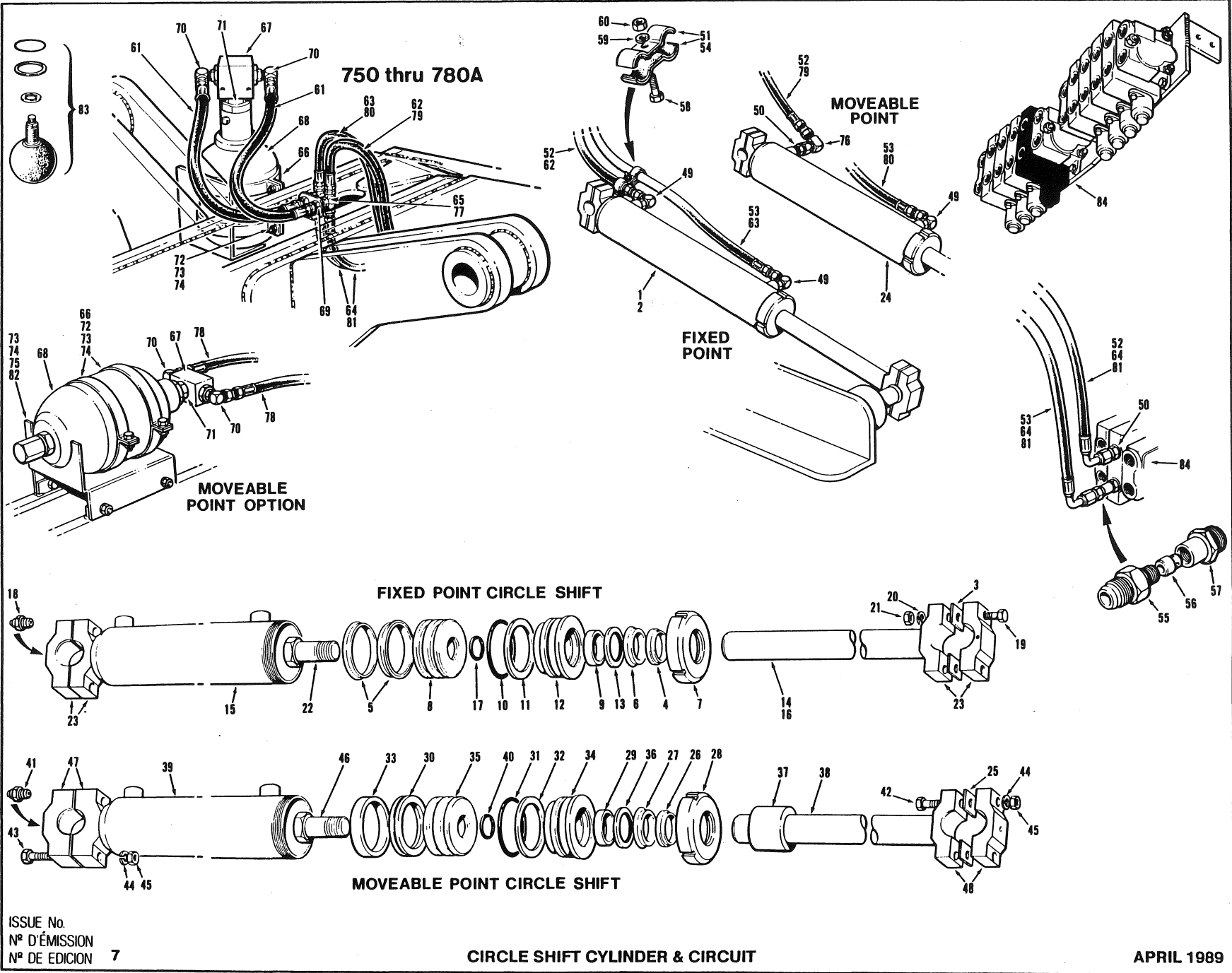
19292 TO 19504

700 SERIES
 SERIE 700

SECTION
 SECTION

2
 PAGE
 PAGINA

11



ISSUE No.
 N° D'ÉMISSION
 N° DE EDICION 7

CIRCLE SHIFT CYLINDER & CIRCUIT

APRIL 1989

FOR LIST OF PARTS - TURN THIS PAGE

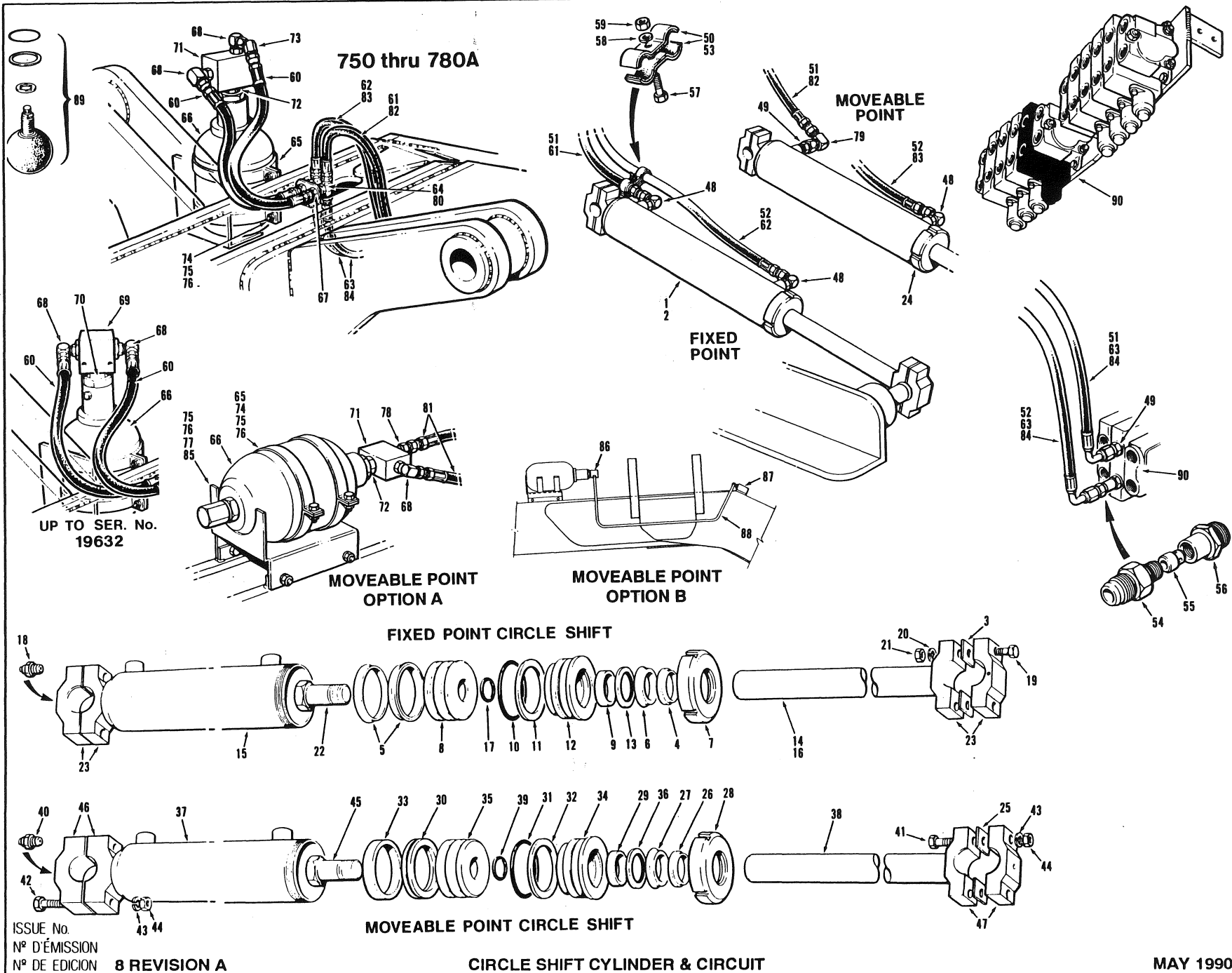
POUR LA LISTE DES PIÈCES - VOIR AU VERSO

PARA LA LISTA DE LAS PIEZAS - VER AL VERSO

USE ONLY CHAMPION ROAD MACHINERY APPROVED PARTS

SECTION SECCION		PAGE PAGINA		ISSUE No. N° D'ÉMISSION N° DE EDICION		CIRCLE SHIFT CYLINDER & CIRCUIT				APRIL 1989	
No. N° N°	PART No. N° DE PIÈCE N° DE PIEZA	DESCRIPTION DÉSCRIPTION DESCRIPCION	No. REQ. N° REQ. N° REQ.	REMARKS REMARQUES NOTAS	No. N° N°	PART No. N° DE PIÈCE N° DE PIEZA	DESCRIPTION DÉSCRIPTION DESCRIPCION	No. REQ. N° REQ. N° REQ.	REMARKS REMARQUES NOTAS		
FIXED POINT CIRCLE SHIFT CYLINDERS											
1	46090	CIRCLE SHIFT CYLINDER ASSEMBLY - INCLUDES ITEMS 3 TO 15 & 17 TO 23	1	MODELS 710 thru 740A	49	111B-0808	CONNECTOR	2			
2	46306	HEAVY CIRCLE SHIFT CYLINDER ASSEMBLY - INCLUDES ITEMS 3 TO 13 & 15 TO 23	1	MODELS 750 thru 780A	50	111E-0808	CONNECTOR	1 or 2			
3	872	SHIM	A.R.		51	9298	RUBBER PAD	2			
4	12035	WIPER RING	1		52	14382 x 135	HOSE	1			
5	12036	PISTON SEAL	2		53	*14382 x 155	HOSE	1			
6	12037	ROD SEAL	1		54	27756	CLAMP	2			
7	17608	CYLINDER NUT	1		55	*48552	O RING ADAPTER	1 or 2			
8	42151	PISTON	1		56	*49368	RESTRICTOR	1 or 2			
9	43074	WEAR RING	1		57	*49369	ORIFICE BODY	1 or 2			
10	44244	O RING	1		58	50A-0610	BOLT	1			
11	44266	BACK-UP RING	1		59	14A-06	LOCKWASHER	1			
12	45734	GLAND	1		60	30A-06	NUT	1			
13	45890	BUFFER RING	1		ACCUMULATOR INSTALLATION						
14	46091	PISTON ROD	1		61	*9313 x 22	HOSE	2	} FIXED POINT		
15	46092	CYLINDER BARREL	1		62	9313 x 48	HOSE	1			
16	46308	PISTON ROD - HEAVY CIRCLE SHIFT CYLINDER	1	750 thru 780A	63	9313 x 72	HOSE	1			
17	12A-224	O RING	1		64	*14382 x 90	HOSE	2			
18	29A-02	GREASE FITTING	2		65	*112D-08	TEE	2			
19	50A-1028	BOLT	4		66	15755	CLAMP	2			
20	14A-10	LOCKWASHER	4		67	36060	SHUTTLE VALVE - MODIFIED	1			
21	30A-10	NUT	4		68	45807	ACCUMULATOR	1			
22	50A-1620	BOLT	1		69	110N-08	CONNECTOR	2			
23	46309	BALL CAP	A.R.	REPAIR PART	70	111B-0808	CONNECTOR	2			
	48953	REPAIR KIT FOR 46090 & 46306 CYLINDER ASSEMBLY - INCLUDES ITEMS 4, 5, 6, 9, 10, 11, 13, 17 & 22	A.R.		71	111M-2008	CONNECTOR	1			
MOVEABLE POINT CIRCLE SHIFT CYLINDER											
24	49673	CIRCLE SHIFT CYLINDER ASSEMBLY - INCLUDES ITEMS 25 TO 48	1	OPTIONAL - 710 thru 740A	72	50A-0612	BOLT	4	} MOVEABLE POINT		
25	872	SHIM	A.R.		73	14A-06	LOCKWASHER	4 or 8			
26	12035	WIPER RING	1		74	30A-06	NUT	4 or 8			
27	12037	ROD SEAL	1		75	*50A-0608	BOLT	4			
28	17608	CYLINDER NUT	1		76	*112B-08	CONNECTOR	1			
29	43074	WEAR RING	1		77	*112C-08	TEE	2			
30	43075	PISTON RING	1		78	*9313 x 36	HOSE	2			
31	44244	O RING	1		79	*9313 x 53.5	HOSE	1			
32	44266	BACK-UP RING	1		80	*9313 x 80	HOSE	1			
33	45639	PISTON WEAR RING	1		81	*14382 x 80	HOSE	2			
34	45734	GLAND	1		82	*42507	BRACKET	1			
35	45737	PISTON	1		16042 ACCUMULATOR CHARGING KIT - CONSISTS OF: A.R.						
36	45890	BUFFER RING	1		PRESSURE GAUGE } GAUGING HEAD ASSY.						
37	46447	STOP TUBE	1		ADAPTER }						
38	49195	PISTON ROD	1		AIR CHUCK }						
39	49674	CYLINDER BARREL	1		TANK VALVE ASSY. }						
40	12A-224	O RING	1		BLEEDER VALVE }						
41	28A-04	GREASE FITTING	2		SWIVEL CONNECTOR }						
42	50A-1028	BOLT	2		HOSE }						
43	50A-1032	BOLT	2		COUPLING }						
44	14A-10	LOCKWASHER	4		GLAND }						
45	30A-10	NUT	4		STD. L.H. GLAND NUT }						
46	*50A-1622	BOLT	1		ACCUMULATOR CHARGING KIT - CONSISTS OF: A.R.						
47	46089	BALL CAP	A.R.	REPAIR PART	83	46266	ACCUMULATOR BLADDER KIT - CONSISTS OF: O RING, RETAINING RING, SEAL & BLADDER	1			
48	46309	BALL CAP	A.R.	REPAIR PART	MANIFOLD VALVE ASSEMBLY						
	48954	REPAIR KIT FOR 49673 CYLINDER ASSEMBLY - INCLUDES ITEMS 26, 27, 29 TO 33, 36, 40 & 46	A.R.		84			REF.	SECTION 4 PAGE 8		

CHAMPION ROAD MACHINERY



EFFECTIVE SERIAL NUMBERS)
 NUMEROSI DE SERIE EFFECTIVIS)
 NUMEROSI DE SERIE EFFECTIVOS)

19505 to 20492, 20508, 20516
 to 20578, 20615, 20629 to 20677,
 20689 to 20699

700 SERIES
SERIE 700

SECTION 2
PAGE 11

ISSUE No.
 N° D'ÉMISSION
 N° DE EDICION

8 REVISION A

CIRCLE SHIFT CYLINDER & CIRCUIT

MAY 1990

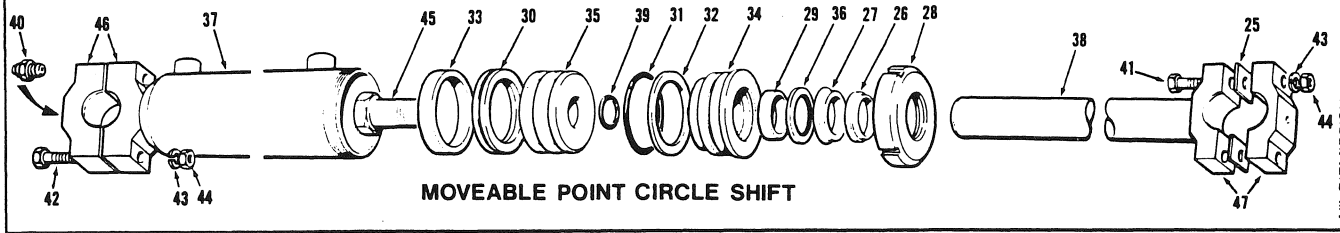
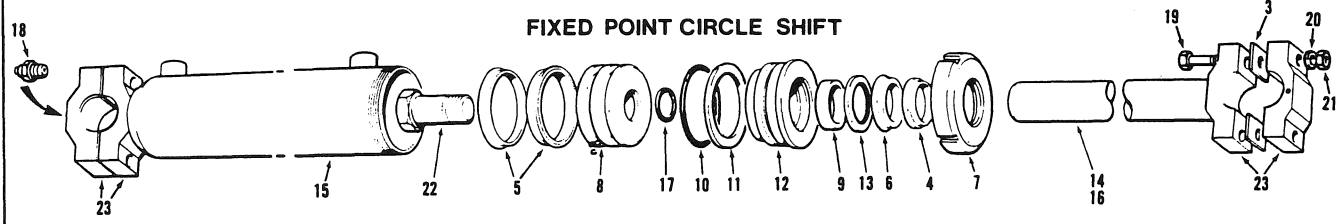
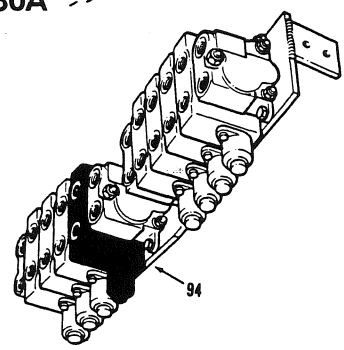
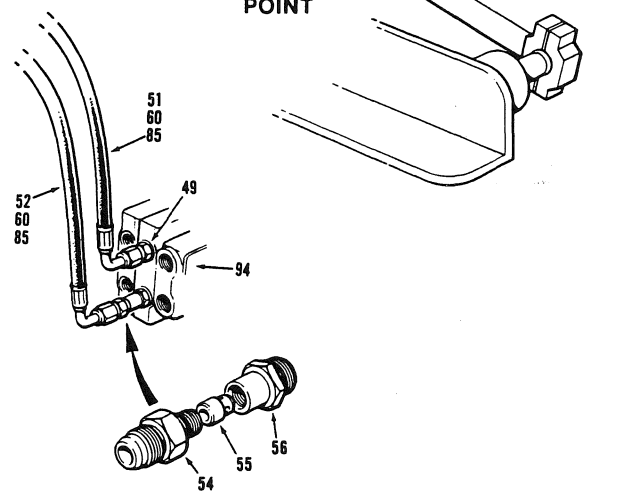
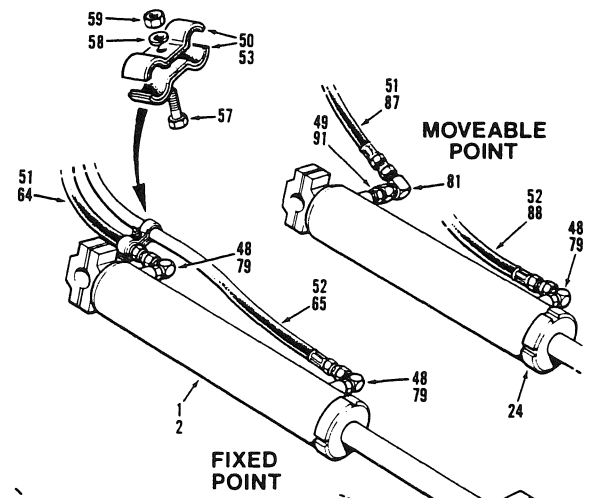
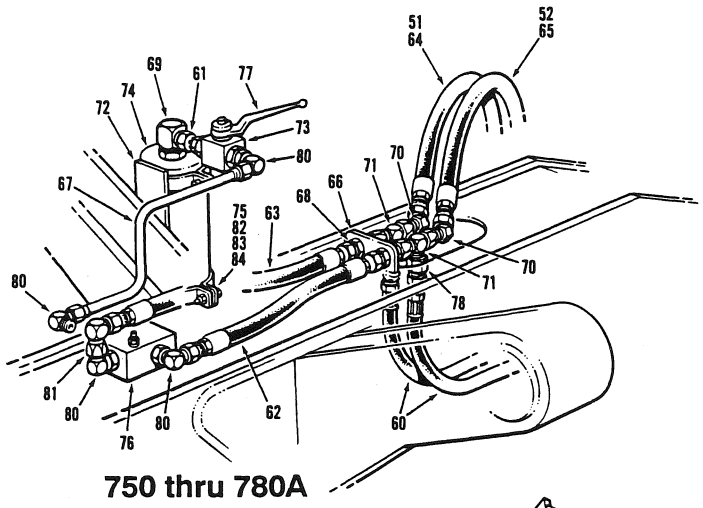
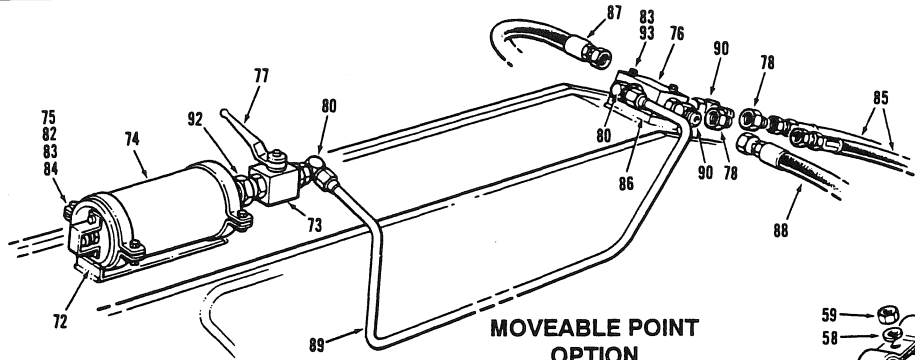
FOR LIST OF PARTS - TURN THIS PAGE

POUR LA LISTE DES PIÈCES - VOIR AU VERSO

PARA LA LISTA DE LAS PIEZAS - VER AL VERSO

USE ONLY **CHAMPION** ROAD MACHINERY APPROVED PARTS

SECTION SECCION		PAGE PAGINA		ISSUE No. N° D'ÉMISSION N° DE EDICION		8 REVISION A		CIRCLE SHIFT CYLINDER & CIRCUIT			MAY 1990	
No. N° N°	PART No. N° DE PIÈCE N° DE PIEZA	DESCRIPTION DÉSCRIPTION DESCRIPCION	No. REQ N° REQ. N° REQ.	REMARKS REMARQUES NOTAS	No. N° N°	PART No. N° DE PIÈCE N° DE PIEZA	DESCRIPTION DÉSCRIPTION DESCRIPCION	No. REQ N° REQ. N° REQ.	REMARKS REMARQUES NOTAS			
		<u>FIXED POINT CIRCLE SHIFT CYLINDERS</u>										
1	46090	CIRCLE SHIFT CYLINDER ASSEMBLY - INCLUDES ITEMS 3 TO 15 & 17 TO 23	1	MODELS 710 thru 740A	48	111B-0808	CONNECTOR	2 or 3				
2	*57135	HEAVY CIRCLE SHIFT CYLINDER ASSEMBLY - INCLUDES ITEMS 3 TO 13 & 15 TO 23	1	MODELS 750 thru 780A	49	111E-0808	CONNECTOR	1 or 2				
	48953	REPAIR KIT FOR 46090 & 57135 - CYLINDER ASSEMBLY - INCLUDES ITEMS 4, 5, 6, 9, 10, 11, 13, 17 & 22	A.R.		50	9298	RUBBER PAD	2				
3	872	SHIM	A.R.		51	14382 x 135	HOSE	1				
4	12035	WIPER RING	1		52	14382 x 155	HOSE	1				
5	12036	PISTON SEAL	2		53	27756	CLAMP	2				
6	12037	ROD SEAL	1		54	48552	O RING ADAPTER	1 or 2				
7	17608	CYLINDER NUT	1		55	49368	RESTRICTOR	1 or 2				
8	42151	PISTON	1		56	49369	ORIFICE BODY	1 or 2				
9	43074	WEAR RING	1		57	50A-0610	BOLT	1				
10	44244	O RING	1		58	14A-06	LOCKWASHER	1				
11	44266	BACK-UP RING	1		59	30A-06	NUT	1				
12	45734	GLAND	1		<u>ACCUMULATOR INSTALLATION</u>							
13	45890	BUFFER RING	1		60	9313 x 22	HOSE	2				
14	46091	PISTON ROD	1		61	9313 x 48	HOSE	1	FIXED POINT			
15	46092	CYLINDER BARREL	1		62	9313 x 72	HOSE	1				
16	*57130	PISTON ROD - HEAVY CIRCLE SHIFT CYLINDER	1	750 thru 780A	63	14382 x 90	HOSE	2				
17	12A-224	O RING	1		64	112D-08	TEE	2				
18	29A-02	GREASE FITTING	2		65	15755	CLAMP	2				
19	50A-1028	BOLT	4		66	45807	ACCUMULATOR	1				
20	14A-10	LOCKWASHER	4		67	110N-08	CONNECTOR	2				
21	30A-10	NUT	4		68	111B-0808	CONNECTOR	1 or 2				
22	50A-1620	BOLT	1		69	36060	SHUTTLE VALVE - MODIFIED	1	UP TO S/N 19632			
23	46309	BALL CAP	A.R.	REPAIR PART	70	111M-2008	CONNECTOR	1				
		<u>MOVEABLE POINT CIRCLE SHIFT CYLINDER</u>										
24	51181	CIRCLE SHIFT CYLINDER ASSEMBLY - INCLUDES ITEMS 25 TO 47	1	OPTIONAL - 710 thru 740A	71	51479	SHUTTLE VALVE	1	S/N 19633 & UP			
	48954	REPAIR KIT FOR 51181 CYLINDER ASSEMBLY - INCLUDES ITEMS 26, 27, 29 TO 33, 36, 39 & 45	A.R.		72	111P-2008	CONNECTOR	1				
25	872	SHIM	A.R.		73	112A-08	CONNECTOR	1				
26	12035	WIPER RING	1		74	50A-0612	BOLT	4				
27	12037	ROD SEAL	1		75	14A-06	LOCKWASHER	4 or 8				
28	17608	CYLINDER NUT	1		76	30A-06	NUT	4 or 8				
29	43074	WEAR RING	1		77	50A-0608	BOLT	4				
30	43075	PISTON RING	1		78	111E-0808	CONNECTOR	1				
31	44244	O RING	1		79	112B-08	CONNECTOR	1				
32	44266	BACK-UP RING	1		80	112C-08	TEE	2				
33	45639	PISTON WEAR RING	1		81	9313 x 36	HOSE	2	MOVEABLE POINT			
34	45734	GLAND	1		82	9313 x 53.5	HOSE	1				
35	45737	PISTON	1		83	9313 x 80	HOSE	1				
36	45890	BUFFER RING	1		84	14382 x 80	HOSE	2				
37	51182	CYLINDER BARREL	1		85	42507	BRACKET	1				
38	51184	PISTON ROD	1		86	*111B-2008	CONNECTOR	1				
39	12A-224	O RING	1		87	*111D-0808	TEE	2	MOVEABLE POINT			
40	28A-04	GREASE FITTING	2		88	*54775	TUBE	1				
41	50A-1028	BOLT	2		89	46266	ACCUMULATOR BLADDER KIT - CONSISTS OF: O RING, RETAINING RING, SEAL & BLADDER	1				
42	50A-1032	BOLT	2		<u>ACCUMULATOR CHARGING KIT - CONSISTS OF:</u>							
43	14A-10	LOCKWASHER	4		PRESSURE GAUGE			GAUGING HEAD ASSEMBLY				
44	30A-10	NUT	4		ADAPTER							
45	50A-1622	BOLT	1		AIR CHUCK							
46	46089	BALL CAP	1	REPAIR PART	TANK VALVE ASSY.							
47	46309	BALL CAP	1	REPAIR PART	BLEEDER VALVE			CHARGING HOSE ASSEMBLY				
					SWIVEL CONNECTOR							
					HOSE							
					COUPLING							
					GLAND							
					STD. L.H. GLAND NUT							
					90		MANIFOLD VALVE ASSEMBLY	REF.	SEC. 4 PG. 8			

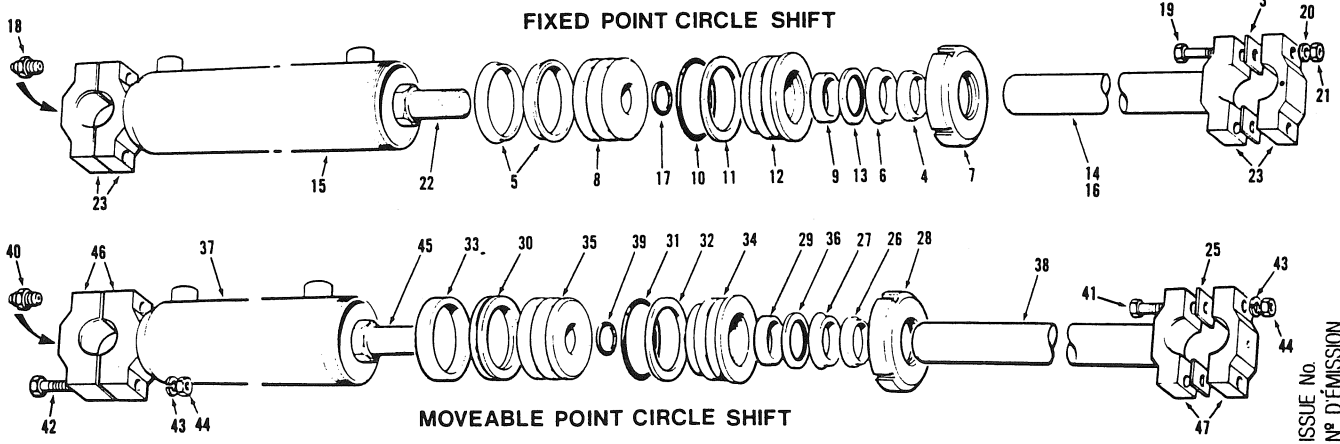
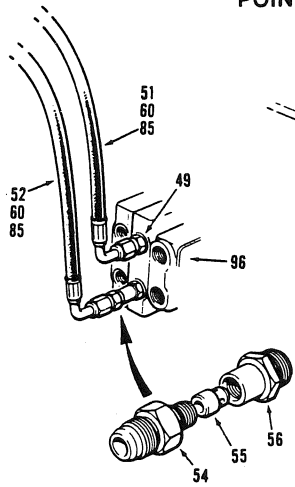
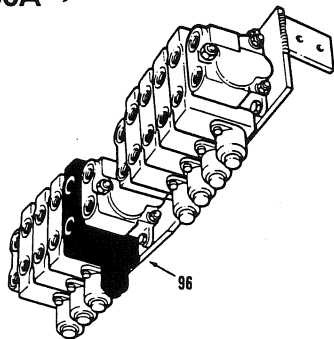
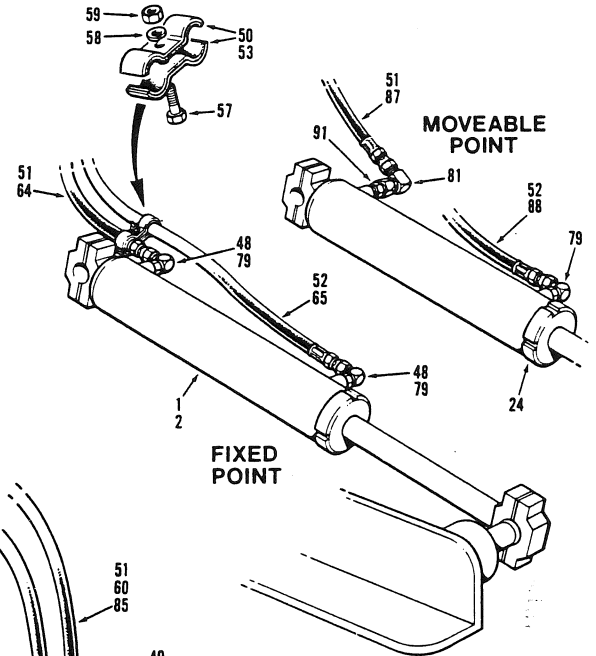
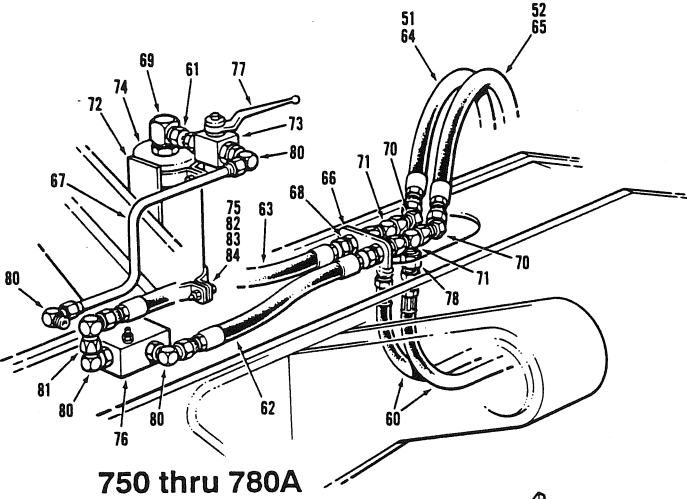
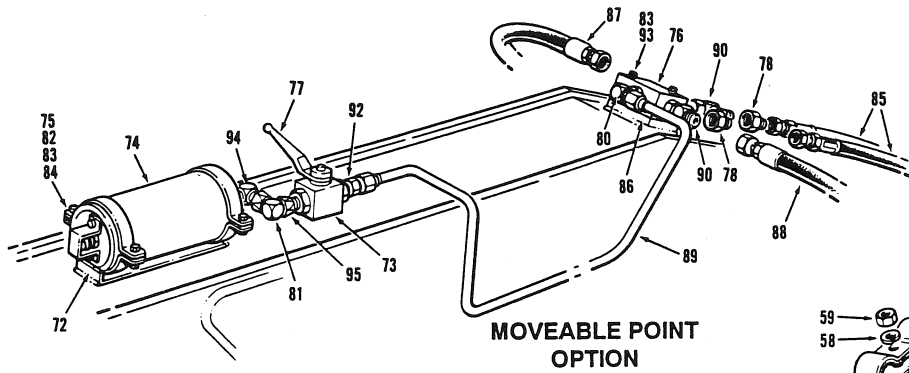


EFFECTIVE SERIAL NUMBER(S) 20493 to 20505, 20511, 20514,
 NUMERO(S) DE SÉRIE EFFECTIF(S) 20566, 20602 to 20614, 20621,
 NUMERO(S) DE SERIE EFECTIVO(S) 20626, 20681, 20710 & UP

700 SERIES
SERIE 700

SECTION 2 PAGE 11
SECCION 2 PAGINA 11

SECTION SECCION		PAGE PAGINA		ISSUE No. N° D'ÉMISSION N° DE EDICION		CIRCLE SHIFT CYLINDER & CIRCUIT				MAY 1990	
No. N° N°	PART No. N° DE PIÈCE N° DE PIEZA	DESCRIPTION DÉSCRIPTION DESCRIPCION	No. REQ. N° REQ. N° REQ.	REMARKS REMARQUES NOTAS	No. N° N°	PART No. N° DE PIECE N° DE PIEZA	DESCRIPTION DÉSCRIPTION DESCRIPCION	No. REQ. N° REQ. N° REQ.	REMARKS REMARQUES NOTAS		
		FIXED POINT CIRCLE SHIFT CYLINDERS			46	46089	BALL CAP	1	REPAIR PART		
1	46090	CIRCLE SHIFT CYLINDER ASSEMBLY - INCLUDES ITEMS 3 TO 15 & 17 TO 23	1	MODELS 710 thru 740A	47	46309	BALL CAP	1	REPAIR PART		
2	*57135	HEAVY CIRCLE SHIFT CYLINDER ASSEMBLY - INCLUDES ITEMS 3 TO 13 & 15 TO 23	1	MODELS 750 thru 780A	48	111B-0808	CONNECTOR	2 or 3			
	48953	REPAIR KIT FOR 46090 & 57135 - CYLINDER ASSEMBLY - INCLUDES ITEMS 4, 5, 6, 9, 10, 11, 13, 17 & 22	1		49	111E-0808	CONNECTOR	1 or 2			
3	872	SHIM	A.R.		50	9298	RUBBER PAD	2			
4	12035	WIPER RING	1		51	14382 x 135	HOSE	1			
5	12036	PISTON SEAL	2		52	14382 x 155	HOSE	1			
6	12037	ROD SEAL	1		53	27756	CLAMP	2			
7	17608	CYLINDER NUT	1		54	48552	O RING ADAPTER	1 or 2			
8	42151	PISTON	1		55	49368	RESTRICTOR	1 or 2			
9	43074	WEAR RING	1		56	49369	ORIFICE BODY	1 or 2			
10	44244	O RING	1		57	50A-0610	BOLT	1			
11	44266	BACK-UP RING	1		58	14A-06	LOCKWASHER	1			
12	45734	GLAND	1		59	30A-06	NUT	1			
13	45890	BUFFER RING	1				ACCUMULATOR INSTALLATION				
14	46091	PISTON ROD	1		60	14382 x 90	HOSE	2			
15	46092	CYLINDER BARREL	1		61	*54912	CONNECTOR	1			
16	*57130	PISTON ROD - HEAVY CIRCLE SHIFT CYLINDER	1	750 thru 780A	62	*55251 x 18	HOSE	1			
17	12A-224	O RING	1		63	*55251 x 22	HOSE	1			
18	29A-02	GREASE FITTING	2		64	*55251 x 48	HOSE	1			
19	50A-1028	BOLT	4		65	*55251 x 72	HOSE	1			
20	14A-10	LOCKWASHER	4		66	*56763	BRACKET - REPAIR PART	1	FIXED POINT		
21	30A-10	NUT	4		67	*56764	TUBE	1			
22	50A-1620	BOLT	1		68	*110N-12	CONNECTOR	2			
23	46309	BALL CAP	1	REPAIR PART	69	*111B-1220	CONNECTOR	1			
		MOVEABLE POINT CIRCLE SHIFT CYLINDER		OPTIONAL - 710 thru 740A	70	*112A-12	CONNECTOR	2			
24	51181	CIRCLE SHIFT CYLINDER ASSEMBLY - INCLUDES ITEMS 25 TO 47	1		71	*112C-12	TEE	2			
	48954	REPAIR KIT FOR 51181 - CYLINDER ASSEMBLY - INCLUDES ITEMS 26, 27, 29 TO 33, 36, 39 & 45	1		72	*54883	BRACKET	1			
25	872	SHIM	A.R.		73	*54911	VALVE	1			
26	12035	WIPER RING	1		74	*54913	ACCUMULATOR	1			
27	12037	ROD SEAL	1			*56473	SEAL KIT FOR 54913 - ACCUMULATOR, CONSISTS OF: O RING 1, SEAL RING 1, SQ. SEAL RING 2, PISTON RING 2	1			
28	17608	CYLINDER NUT	1			*56475	CHARGING KIT	1			
29	43074	WEAR RING	1			*56474	GAUGE - FOR CHARGING KIT	1			
30	43075	PISTON RING	1		75	*55029	CLAMP	2			
31	44244	O RING	1		76	*55239	VALVE	1			
32	44266	BACK-UP RING	1		77	*56874	HANDLE	1			
33	45639	PISTON WEAR RING	1		78	*110AH-0812	ADAPTER	2			
34	45734	GLAND	1		79	*111B-1208	CONNECTOR	2			
35	45737	PISTON	1		80	*111B-1212	CONNECTOR	4			
36	45890	BUFFER RING	1		81	*112B-12	CONNECTOR	1			
37	51182	CYLINDER BARREL	1		82	50A-0612	BOLT	4			
38	51184	PISTON ROD	1		83	14A-06	LOCKWASHER	6			
39	12A-224	O RING	1		84	30A-06	NUT	6			
40	28A-04	GREASE FITTING	2				HOSE	2			
41	50A-1028	BOLT	2		85	14382 x 80	HOSE	2			
42	50A-1032	BOLT	2		86	*54777	BRACKET - REPAIR PART	1			
43	14A-10	LOCKWASHER	4		87	*55251 x 53.5	HOSE	1			
44	30A-10	NUT	4		88	*55251 x 80	HOSE	1			
45	50A-1622	BOLT	1		89	*55254	TUBE	1	MOVEABLE POINT		
					90	*111D-1212	TEE	2			
					91	*111E-1208	CONNECTOR	1			
					92	*111P-2012	CONNECTOR	1			
					93	*50A-0618	BOLT	2			
					94		MANIFOLD VALVE ASSEMBLY	REF.	SECT. 4 PG. 8		

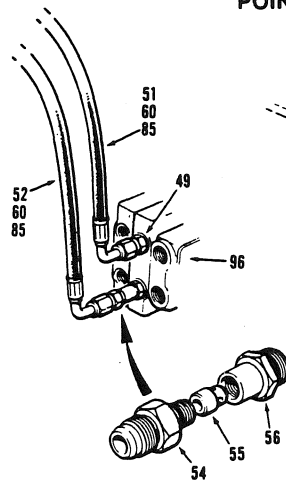
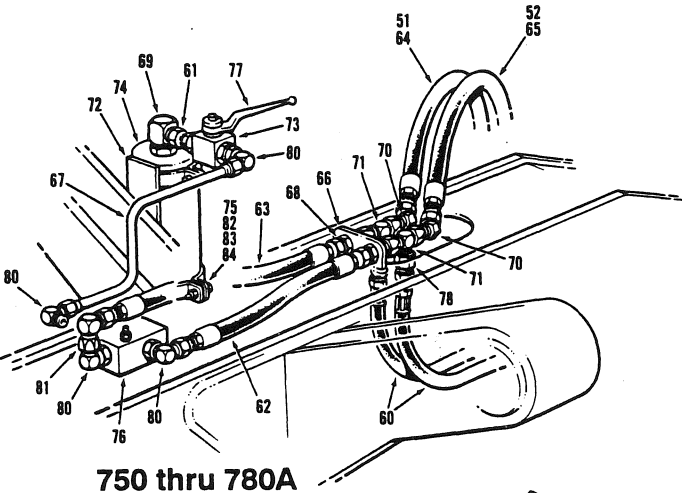
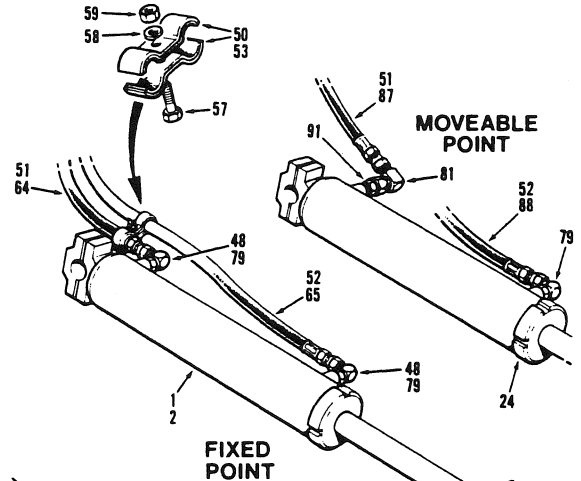
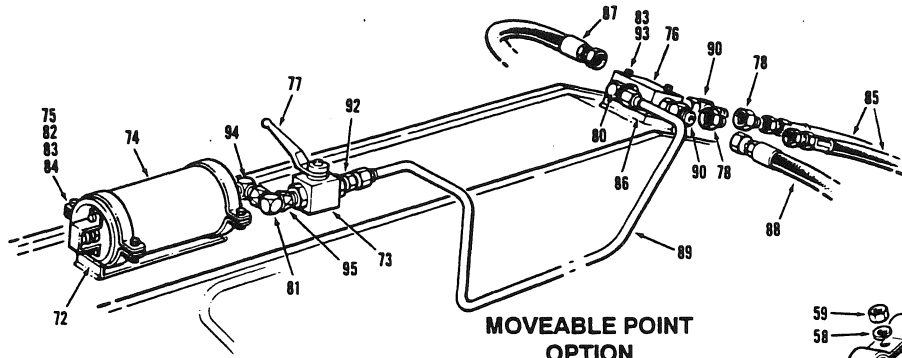


EFFECTIVE SERIAL NUMBER(S) 21283 & UP
 NUMERO(S) DE SÉRIE EFFECTIF(S)
 NUMERO(S) DE SERIE EFECTIVO(S)

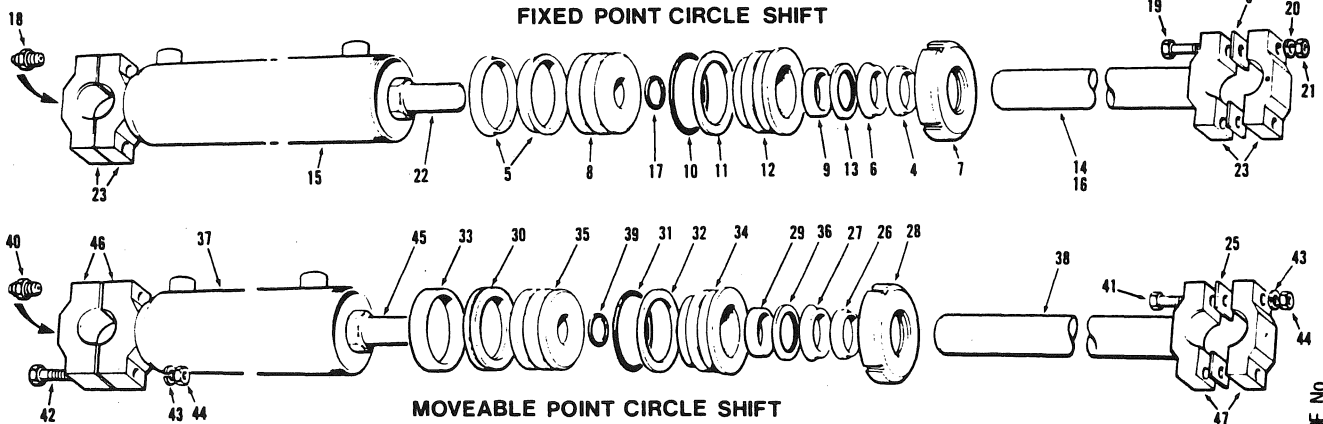
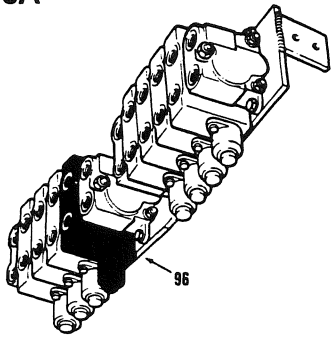
700 SERIES
SERIE 700

SECTION 2 **PAGE 11**
SECCION 2 **PAGINA 11**

SECTION SECCION		PAGE PAGINA		ISSUE No. N° D'ÉMISSION N° DE EDICION		CIRCLE SHIFT CYLINDER & CIRCUIT				APRIL 1991	
No. N° N°	PART No. N° DE PIÈCE N° DE PIEZA	DESCRIPTION DÉSCRIPTION DESCRIPCION	No. REQ. N° REQ. N° REQ.	REMARKS REMARQUES NOTAS	No. N° N°	PART No. N° DE PIÈCE N° DE PIEZA	DESCRIPTION DÉSCRIPTION DESCRIPCION	No. REQ. N° REQ. N° REQ.	REMARKS REMARQUES NOTAS		
		FIXED POINT CIRCLE SHIFT CYLINDERS			46	46089	BALL CAP	1	REPAIR PART		
1	*57545	CIRCLE SHIFT CYLINDER ASSEMBLY - INCLUDES ITEMS 3 to 15 & 17 to 23	1	710 thru 740A	47	46309	BALL CAP	1			
2	57135	HEAVY CIRCLE SHIFT CYLINDER ASSEMBLY - INCLUDES ITEMS 3 to 13 & 15 to 23	1	750 thru 780A	48	111B-0808	CONNECTOR	2	REPAIR PART		
	48953	REPAIR KIT FOR 57545 & 57135 - CYLINDER ASSEMBLY - INCLUDES ITEMS 4, 5, 6, 9, 10, 11, 13, 17 & 22	1		49	111E-0808	CONNECTOR	1			
3	872	SHIM	A.R.		50	9298	RUBBER PAD	2	REPAIR PART		
4	12035	WIPER RING	1		51	14382 x 135	HOSE	1			
5	12036	PISTON SEAL	2		52	14382 x 155	HOSE	1	REPAIR PART		
6	12037	ROD SEAL	1		53	27756	CLAMP	2			
7	17608	CYLINDER NUT	1		54	48552	O-RING ADAPTER	1 or 2	REPAIR PART		
8	42151	PISTON	1		55	49368	RESTRICTOR	1 or 2			
9	43074	WEAR RING	1		56	49369	ORIFICE BODY	1 or 2	REPAIR PART		
10	44244	O-RING	1		57	50A-0610	BOLT	1			
11	44266	BACK-UP RING	1		58	14A-06	LOCKWASHER	1	REPAIR PART		
12	45734	GLAND	1		59	30A-06	NUT	1			
13	45890	BUFFER RING	1				ACCUMULATOR INSTALLATION		REPAIR PART		
14	*57132	PISTON ROD	1		60	14382 x 90	HOSE	2			
15	*57544	CYLINDER BARREL	1		61	54912	CONNECTOR	1	FIXED POINT		
16	57130	PISTON ROD - HEAVY CIRCLE SHIFT CYLINDER	1	750 thru 780A	62	55251 x 18	HOSE	1			
17	12A-224	O-RING	1		63	55251 x 22	HOSE	1	FIXED POINT		
18	29A-02	GREASE FITTING	2		64	55251 x 48	HOSE	1			
19	50A-1028	BOLT	4		65	55251 x 72	HOSE	1	FIXED POINT		
20	14A-10	LOCKWASHER	4		66	56763	BRACKET - REPAIR PART	1			
21	30A-10	NUT	4		67	56764	TUBE	1	FIXED POINT		
22	50A-1620	BOLT	1		68	110N-12	CONNECTOR	2			
23	46309	BALL CAP	1	REPAIR PART	69	111B-1220	CONNECTOR	1	FIXED POINT		
		MOVEABLE POINT CIRCLE SHIFT CYLINDER		OPTIONAL - 710 thru 740A	70	112A-12	CONNECTOR	2			
24	51181	CIRCLE SHIFT CYLINDER ASSEMBLY - INCLUDES ITEMS 25 to 47	1		71	112C-12	TEE	2	FIXED POINT		
	48954	REPAIR KIT FOR 51181 - CYLINDER ASSEMBLY - INCLUDES ITEMS 26, 27, 29 to 33, 36, 39 & 45	1		72	54883	BRACKET	1			
25	872	SHIM	A.R.		73	54911	VALVE	1	FIXED POINT		
26	12035	WIPER RING	1		74	54913	ACCUMULATOR	1			
27	12037	ROD SEAL	1			56475	SEAL KIT FOR 54913 - ACCUMULATOR, CONSISTS OF: O-RING 1, SEAL RING 1, SQ. SEAL RING 2, PISTON RING 2	1	FIXED POINT		
28	17608	CYLINDER NUT	1			56474	CHARGING KIT	1			
29	43074	WEAR RING	1		75	55029	GAUGE - FOR CHARGING KIT	1	FIXED POINT		
30	43075	PISTON RING	1		76	55239	CLAMP	2			
31	44244	O RING	1		77	56874	VALVE	1	FIXED POINT		
32	44266	BACK-UP RING	1		78	110AH-0812	HANDLE	1			
33	45639	PISTON WEAR RING	1		79	111B-1208	ADAPTER	2	FIXED POINT		
34	45734	GLAND	1		80	111B-1212	CONNECTOR	2			
35	45737	PISTON	1		81	112B-12	CONNECTOR	4	FIXED POINT		
36	45890	BUFFER RING	1		82	50A-0612	CONNECTOR	1			
37	51182	CYLINDER BARREL	1		83	14A-06	BOLT	4	FIXED POINT		
38	51184	PISTON ROD	1		84	30A-06	LOCKWASHER	6			
39	12A-224	O RING	1				NUT	6	FIXED POINT		
40	28A-04	GREASE FITTING	2		85	14382 x 80	HOSE	2			
41	50A-1028	BOLT	2		86	54777	BRACKET - REPAIR PART	1	FIXED POINT		
42	50A-1032	BOLT	2		87	55251 x 53.5	HOSE	1			
43	14A-10	LOCKWASHER	4		88	55251 x 80	HOSE	1	FIXED POINT		
44	30A-10	NUT	4		89	*59495	TUBE	1			
45	50A-1622	BOLT	1		90	111D-1212	TEE	2	FIXED POINT		
					91	111E-1208	CONNECTOR	1			
					92	*111E-1212	CONNECTOR	1	FIXED POINT		
					93	50A-0618	BOLT	2			
					94	*111B-1220	CONNECTOR	1	FIXED POINT		
					95	*54912	CONNECTOR	1			
					96		MANIFOLD VALVE ASSEMBLY	REF.	Sect 4 Pg 8		



750 thru 780A



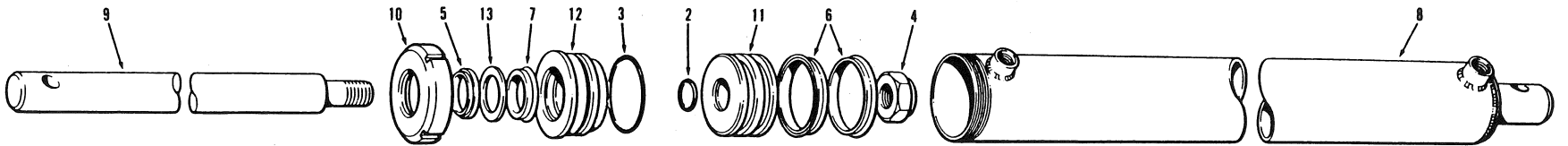
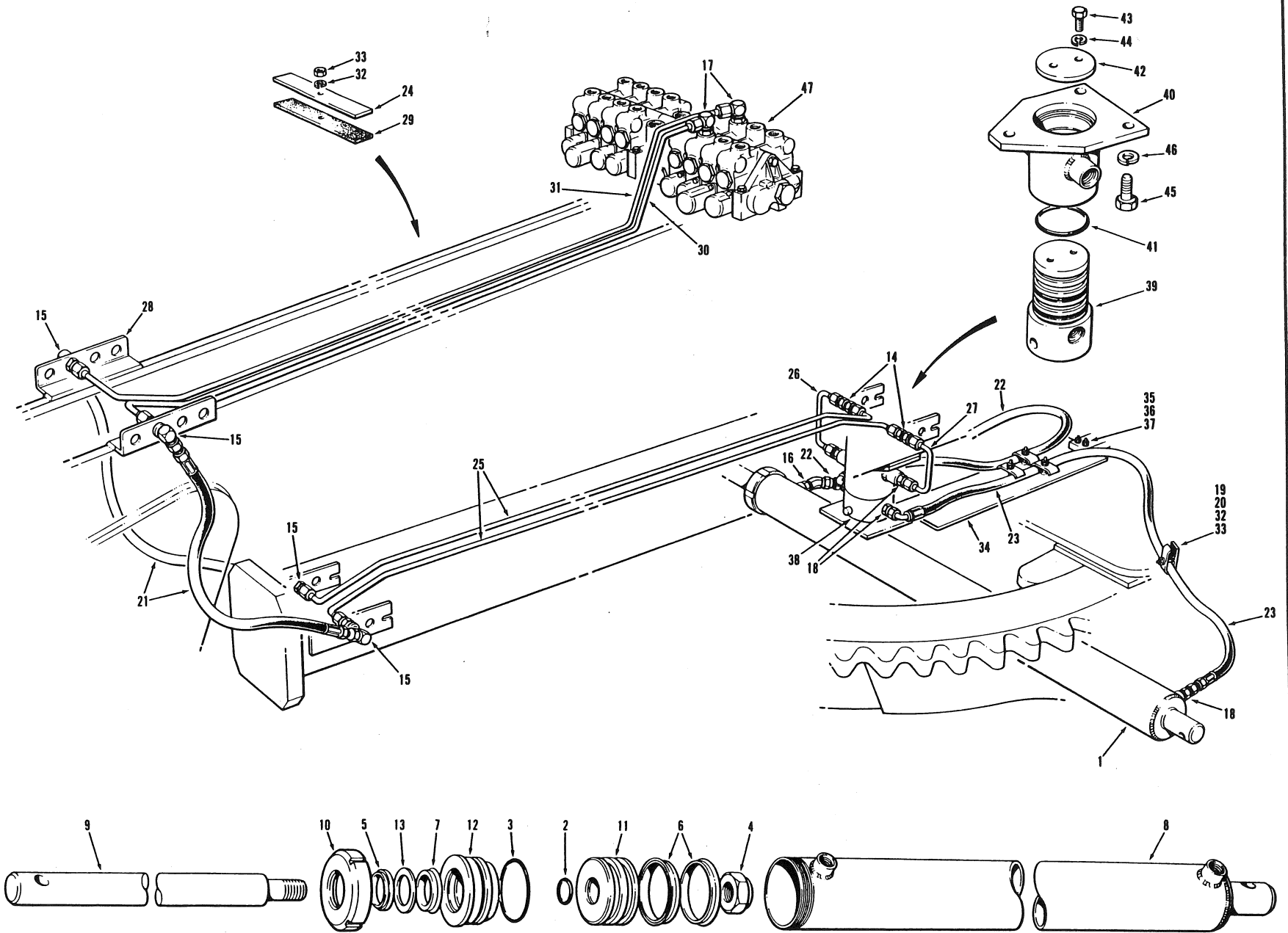
EFFECTIVE SERIAL NUMBER(S) 21563 & UP
 NUMERO(S) DE SÉRIE EFFECTIF(S)
 NUMERO(S) DE SERIE EFECTIVO(S)

700 SERIES
SERIE 700

SECTION 2 **PAGE 11**
SECCION 2 **PAGINA 11**

SECCIÓN SECCION		PAGE PAGINA		ISSUE No. N° D'ÉMISSION N° DE EDICION		CIRCLE SHIFT CYLINDER & CIRCUIT			DECEMBER 1991	
No. N° N°	PART No. N° DE PIÉCE N° DE PIEZA	DESCRIPTION DÉSCRIPTION DESCRIPCION	No. REQ N° REQ. N° REQ.	REMARKS REMARQUES NOTAS	No. N° N°	PART No. N° DE PIÉCE N° DE PIEZA	DESCRIPTION DÉSCRIPTION DESCRIPCION	No. REQ N° REQ. N° REQ.	REMARKS REMARQUES NOTAS	
		FIXED POINT CIRCLE SHIFT CYLINDERS			46	46089	BALL CAP	1	REPAIR PART	
1	57545	CIRCLE SHIFT CYLINDER ASSEMBLY - INCLUDES ITEMS 3 to 15 & 17 to 23	1	710 thru 740A	47	46309	BALL CAP	1	REPAIR PART	
2	*57585	HEAVY CIRCLE SHIFT CYLINDER ASSEMBLY - INCLUDES ITEMS 3 to 13 & 15 to 23	1	750, 750A & 780A	48	111B-0808	CONNECTOR	2		
	48953	REPAIR KIT FOR 57545 & 57585 - CYLINDER ASSEMBLY - INCLUDES ITEMS 4, 5, 6, 9, 10, 11, 13, 17 & 22	1		49	111E-0808	CONNECTOR	1		
3	872	SHIM	A.R.		50	9298	RUBBER PAD	2		
4	12035	WIPER RING	1		51	14382 x 135	HOSE	1		
5	12036	PISTON SEAL	2		52	14382 x 155	HOSE	1		
6	12037	ROD SEAL	1		53	27756	CLAMP	2		
7	17608	CYLINDER NUT	1		54	48552	O-RING ADAPTER	1 or 2		
8	42151	PISTON	1		55	49368	RESTRICTOR	1 or 2		
9	43074	WEAR RING	1		56	49369	ORIFICE BODY	1 or 2		
10	44244	O-RING	1		57	50A-0610	BOLT	1		
11	44268	BACK-UP RING	1		58	14A-06	LOCKWASHER	1		
12	45734	GLAND	1		59	30A-06	NUT	1		
13	45890	BUFFER RING	1				ACCUMULATOR INSTALLATION			
14	57132	PISTON ROD	1		60	14382 x 90	HOSE	2		
15	57544	CYLINDER BARREL	1		61	54912	CONNECTOR	1		
16	57130	PISTON ROD - HEAVY CIRCLE SHIFT CYLINDER	1	750, 750A & 780A	62	55251 x 18	HOSE	1		
17	12A-224	O-RING	1		63	55251 x 22	HOSE	1		
18	29A-02	GREASE FITTING	2		64	55251 x 48	HOSE	1		
19	50A-1028	BOLT	4		65	55251 x 72	HOSE	1		
20	14A-10	LOCKWASHER	4		66	56763	BRACKET - REPAIR PART	1	FIXED POINT	
21	30A-10	NUT	4		67	56764	TUBE	1		
22	50A-1620	BOLT	1		68	110N-12	CONNECTOR	2		
23	46309	BALL CAP	1	REPAIR PART	69	111B-1220	CONNECTOR	1		
		MOVEABLE POINT CIRCLE SHIFT CYLINDER		OPTIONAL - 710 thru 740A	70	112A-12	CONNECTOR	2		
24	51181	CIRCLE SHIFT CYLINDER ASSEMBLY - INCLUDES ITEMS 25 to 47	1		71	112C-12	TEE	2		
	48954	REPAIR KIT FOR 51181 - CYLINDER ASSEMBLY - INCLUDES ITEMS 26, 27, 29 to 33, 36, 39 & 45	1		72	54883	BRACKET	1		
25	872	SHIM	A.R.		73	54911	VALVE	1		
26	12035	WIPER RING	1		74	54913	ACCUMULATOR	1		
27	12037	ROD SEAL	1			56473	SEAL KIT FOR 54913 - ACCUMULATOR, CONSISTS OF: O-RING 1, SEAL RING 1, SQ. SEAL RING 2, PISTON RING 2	1		
28	17608	CYLINDER NUT	1			56475	CHARGING KIT	1		
29	43074	WEAR RING	1		75	56474	GAUGE - FOR CHARGING KIT	1		
30	43075	PISTON RING	1		76	55029	CLAMP	2		
31	44244	O RING	1		77	55239	VALVE	1		
32	44268	BACK-UP RING	1		78	56874	HANDLE	1		
33	45639	PISTON WEAR RING	1		79	110AH-0812	ADAPTER	2		
34	45734	GLAND	1		80	111B-1208	CONNECTOR	2		
35	45737	PISTON	1		81	111B-1212	CONNECTOR	4		
36	45890	BUFFER RING	1		82	112B-12	CONNECTOR	1		
37	51182	CYLINDER BARREL	1		83	50A-0612	BOLT	4		
38	51184	PISTON ROD	1		84	14A-06	LOCKWASHER	6		
39	12A-224	O RING	1		85	30A-06	NUT	6		
40	28A-04	GREASE FITTING	2		86	14382 x 80	HOSE	2		
41	50A-1028	BOLT	2		87	54777	BRACKET - REPAIR PART	1		
42	50A-1032	BOLT	2		88	55251 x 53.5	HOSE	1		
43	14A-10	LOCKWASHER	4		89	55251 x 80	HOSE	1		
44	30A-10	NUT	4		90	*62093	TUBE	1	MOVEABLE POINT	
45	50A-1622	BOLT	1		91	111D-1212	TEE	2		
					92	111E-1208	CONNECTOR	1		
					93	111E-1212	CONNECTOR	1		
					94	50A-0618	BOLT	2		
					95	111B-1220	CONNECTOR	1		
					96	54912	CONNECTOR	1		
							MANIFOLD VALVE ASSEMBLY	REF.	Sect 4 Pg 8	

CHAMPION ROAD MACHINERY



ISSUE No.
 N° D'ÉMISSION
 N° DE EDICION 1

SLIDE SHIFT CYLINDER & CIRCUIT - MODEL 710/710A

OCTOBER 1984

FOR LIST OF PARTS - TURN THIS PAGE

POUR LA LISTE DES PIÈCES - VOIR AU VERSO

PARA LA LISTA DE LAS PIEZAS - VER AL VERSO

EFFECTIVE SERIAL NUMBER(S) 16224, 16245 & UP
 NUMERO(S) DE SÉRIE EFFECTIF(S)
 NUMERO(S) DE SÉRIE EFFECTIVOIS
 U.S. 2021-2 & UP

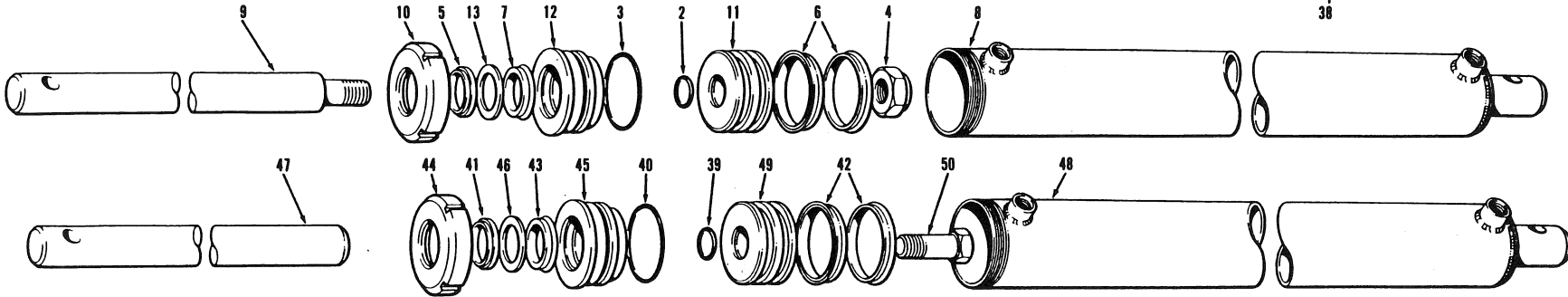
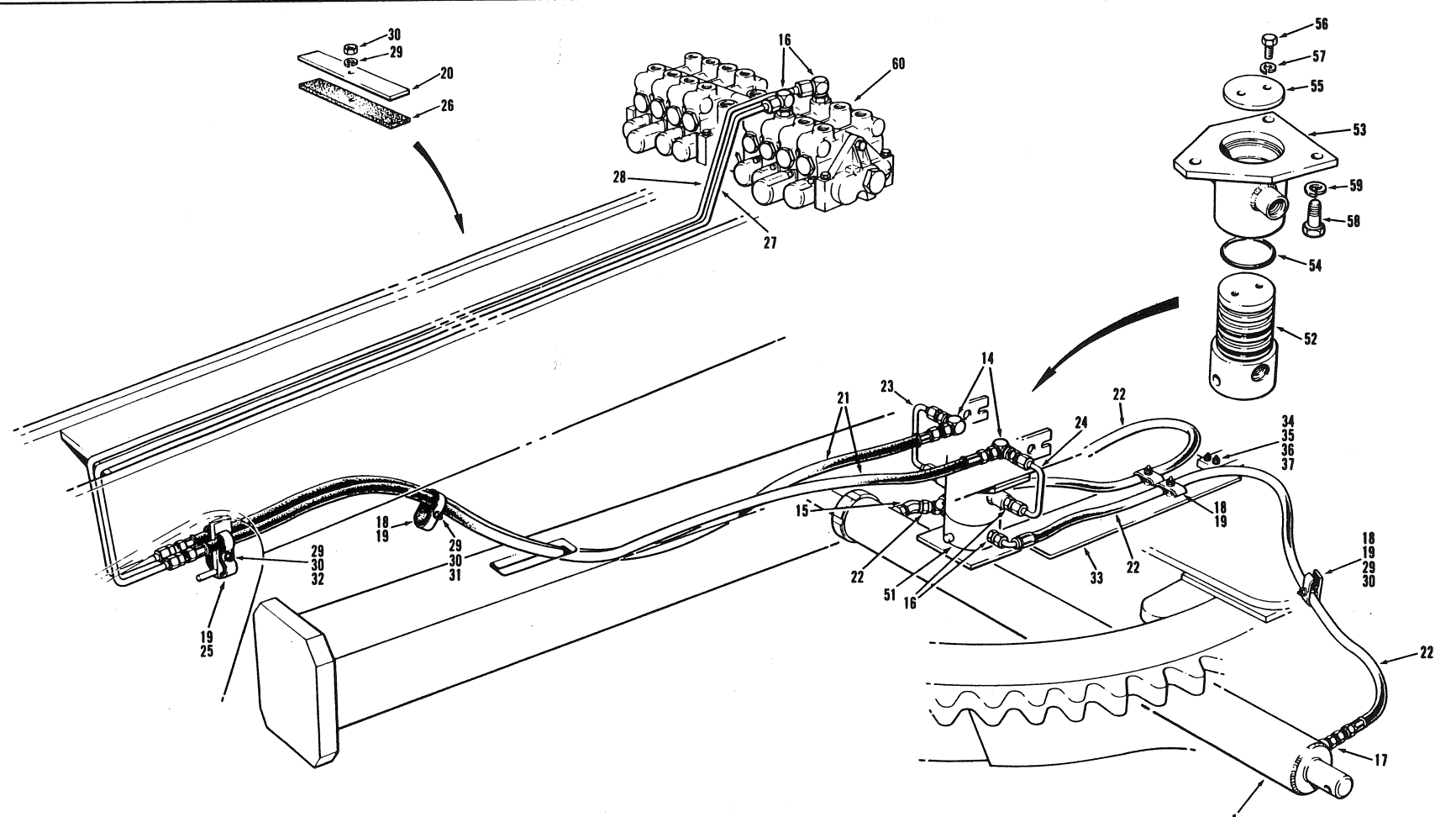
700 SERIES
 SERIE 700

SECTION 2
 SECTION 2
 PAGE 13
 PAGINA 13

USE ONLY CHAMPION ROAD MACHINERY APPROVED PARTS

SECTION 2		PAGE 14		ISSUE No. 1		SLIDE SHIFT CYLINDER & CIRCUIT - MODEL 710/710A		OCTOBER 1984	
No. N° N°	PART No. N° DE PIÈCE N° DE PIEZA	DESCRIPTION DÉSCRIPTION DESCRIPCION	No. REQ. N° REQ. N° REQ.	REMARKS REMARQUES NOTAS	No. N° N°	PART No. N° DE PIÈCE N° DE PIEZA	DESCRIPTION DÉSCRIPTION DESCRIPCION	No. REQ. N° REQ. N° REQ.	REMARKS REMARQUES NOTAS
1	12207	SLIDE SHIFT CYLINDER ASSY.	1		34	14338	DRIVE ARM ASSEMBLY	1	USED WITH
2	12A-218	O RING	1						MANUAL TILT
3	12A-342	O RING	1		35	50A-0512	BOLT	2	
4	37H-20	LOCKNUT	1		36	14A-05	LOCKWASHER	2	
5	12035	WIPER RING	1		37	30A-05	NUT	2	
6	12036	PISTON SEAL	2						
7	12037	ROD SEAL	1		38	14148	HYDRAULIC SWIVEL JOINT ASSY. -	1	USED WITH
8	12208	CYLINDER BARREL	1				INCLUDES ITEMS 39 TO 44		MANUAL TILT
9	12209	PISTON ROD	1		39		SPOOL	1	
10	17608	CYLINDER NUT	1		40		BODY } ONLY SUPPLIED WITH ASSEMBLY	1	
11	17609	PISTON	1		41	12A-328	O RING	3	
12	17610	GLAND	1		42	2467	WASHER	1	
13	17614	WASHER	1		43	50A-0506	BOLT	2	
	26409	REPAIR KIT FOR 12207 CYLINDER ASSY. - INCLUDES ITEMS 2 TO 7 & 13	A.R.		44	14A-05	LOCKWASHER	2	
					45	51A-0808	BOLT	3	
					46	14A-08	LOCKWASHER	3	
14	110N-08	CONNECTOR	2		47		MANIFOLD VALVE ASSEMBLY	REF.	SECTION 4
15	110W-0808	CONNECTOR	4						PAGE 7/8
16	111A-0808	CONNECTOR	1						
17	111B-0808	CONNECTOR	2						
18	111E-0808	CONNECTOR	5						
19	8425	CLAMP	A.R.						
20	9298	RUBBER PAD	A.R.						
21	9313 X 36	HOSE	2						
22	14382 X 69	HOSE	1						
23	14382 X 80	HOSE	1						
24	17526	HOLD DOWN BAR	2						
25	24578	TUBE	2						
26	25731	TUBE - R.H.	1						
27	25732	TUBE - L.H.	1						
28	27133	BRACKET	2	REPAIR PART					
29	28369	RUBBER PAD	4						
30	36922	TUBE - L.H.	1						
31	36923	TUBE - R.H.	1						
32	14A-06	LOCKWASHER	A.R.						
33	30A-06	NUT	A.R.						

CHAMPION ROAD MACHINERY



ISSUE No.
N° D'ÉMISSION
N° DE EDICION 2

SLIDE SHIFT CYLINDER & CIRCUIT - MODEL 710/710A

DECEMBER 1985

FOR LIST OF PARTS - TURN THIS PAGE

POUR LA LISTE DES PIÈCES - VOIR AU VERSO

PARA LA LISTA DE LAS PIEZAS - VER AL VERSO

EFFECTIVE SERIAL NUMBERS) 16806 & UP
NUMEROS) DE SERIE EFFECTIFS)
NUMEROS) DE SERIE EFFECTIVOS)

700 SERIES
SERIE 700

SECTION 2 PAGE 13
SECTION 2 PAGINA 13

USE ONLY CHAMPION ROAD MACHINERY APPROVED PARTS

SECTION SECCION 2		PAGE PAGINA 14	ISSUE No. N° D'ÉMISSION N° DE EDICION 2	SLIDE SHIFT CYLINDER & CIRCUIT - MODEL 710/710A				DECEMBER 1985	
No. N° N°	PART No. N° DE PIÈCE N° DE PIEZA	DESCRIPTION DESCRIPTION DESCRIPCION	No. REQ. N° REQ. N° REQ.	REMARKS REMARQUES NOTAS	No. N° N°	PART No. N° DE PIÈCE N° DE PIEZA	DESCRIPTION DESCRIPTION DESCRIPCION	No. REQ. N° REQ. N° REQ.	REMARKS REMARQUES NOTAS
<u>CYLINDER ASSEMBLY - LOCKNUT VERSION</u>					<u>MODIFIED SLIDE SHIFT CYLINDER</u>				
1	12207	SLIDE SHIFT CYLINDER ASSEMBLY	1		38	*42163	SLIDE SHIFT CYLINDER ASSEMBLY - INCLUDES ITEMS 39 TO 50	1	
2	12A-218	O RING	1						
3	12A-342	O RING	1		39	*12A-224	O RING	1	
4	37H-20	LOCKNUT	1		40	*12A-342	O RING	1	
5	12035	WIPER	1		41	12035	WIPER	2	
6	12036	PISTON SEAL	2		42	12036	PISTON SEAL	1	
7	12037	ROD SEAL	1		43	12037	ROD SEAL	1	
8	12208	CYLINDER BARREL	1		44	17608	NUT	1	
9	12209	PISTON ROD	1		45	17610	GLAND	1	
10	17608	CYLINDER NUT	1		46	17614	WASHER	1	
11	17609	PISTON	1		47	*42164	ROD	1	
12	17610	GLAND	1		48	*42165	BARREL	1	
13	17614	WASHER	1		49	*42151	PISTON	1	
	26409	REPAIR KIT FOR 12207 CYLINDER ASSEMBLY - INCLUDES ITEMS 2 TO 7	A.R.		50	*51A-1622	BOLT	1	
<u>HYDRAULIC SWIVEL JOINT ASSEMBLY</u>					<u>HYDRAULIC SWIVEL JOINT ASSEMBLY</u>				
14	110W-08	CONNECTOR	2		51	14148	HYDRAULIC SWIVEL JOINT ASSY. - INCLUDES ITEMS 52 TO 57	1	MANUAL TILT MOLDBOARD
15	111A-0808	CONNECTOR	1						
16	111B-0808	CONNECTOR	2		52		SPOOL } NOT AVAILABLE	1	
17	111E-0808	CONNECTOR	5		53		BODY } SEPARATELY	1	
18	8425	CLAMP	A.R.		54	12A-328	O RING	3	
19	9298	RUBBER PAD	A.R.		55	2467	WASHER	1	
20	17526	HOLD DOWN BAR	2		56	50A-0506	BOLT	2	
21	14369 X 94	HOSE	2		57	14A-05	LOCKWASHER	2	
22	14382 X 69	HOSE	2		58	51A-0808	BOLT	3	
23	25731	TUBE - R.H.	1		59	14A-08	LOCKWASHER	3	
24	25732	TUBE - L.H.	1						
25	27756	CLAMP	A.R.		60		MANIFOLD VALVE ASSEMBLY	REF.	SECTION 4 PAGE 8
26	28369	RUBBER PAD	A.R.						
27	42039	TUBE - L.H.	1						
28	42040	TUBE - L.H.	1						
29	14A-06	LOCKWASHER	7						
30	30A-06	NUT	7						
31	50A-0620	BOLT	1						
32	50A-0624	BOLT	1						
33	17202	DRIVE ARM ASSY.	1						
34	27558	SPACER	1						
35	50A-0516	BOLT	2						
36	14A-05	LOCKWASHER	2						
37	30A-05	NUT	2						

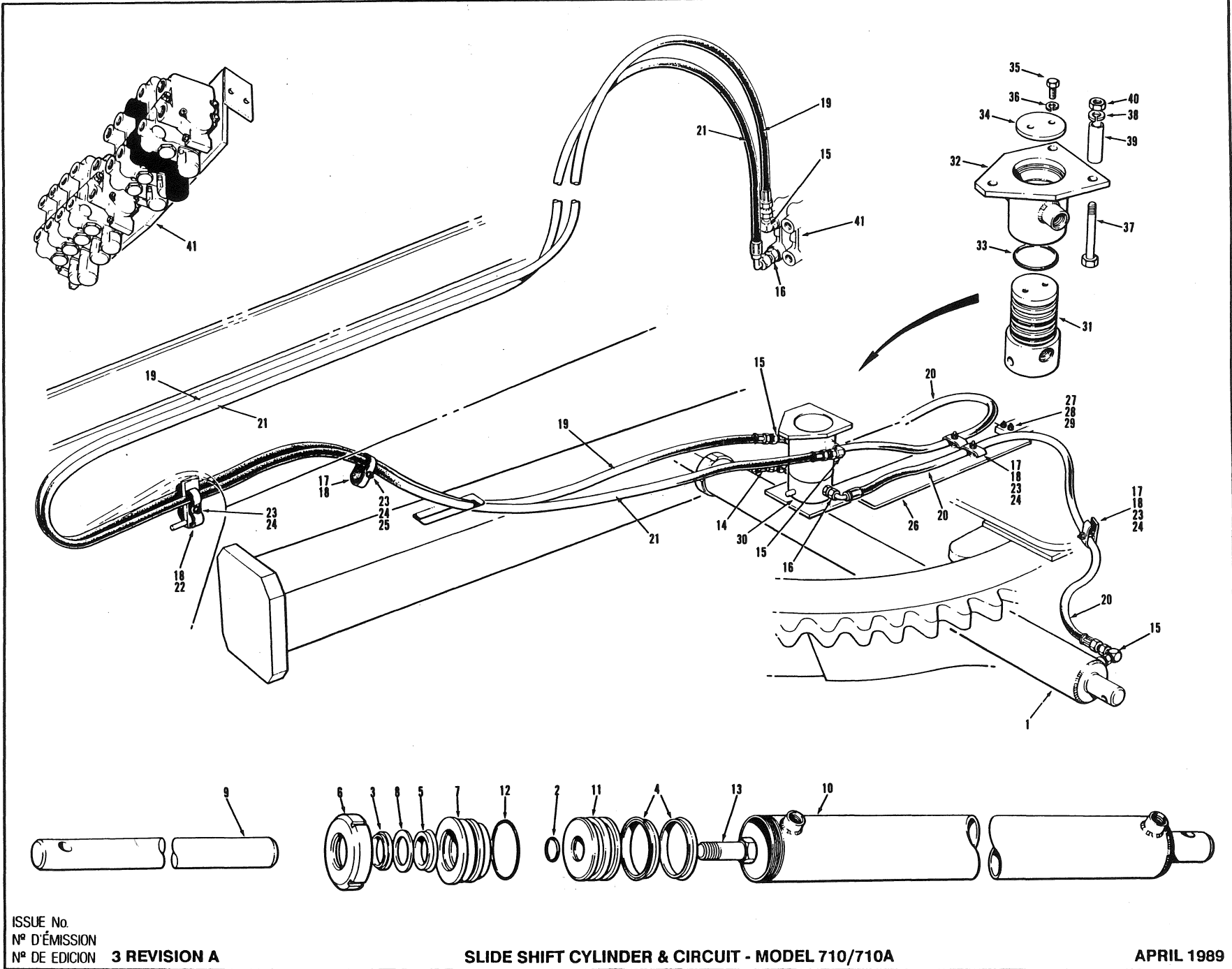
CHAMPION ROAD MACHINERY

EFFECTIVE SERIAL NUMBER(S)
 NUMEROS(S) DE SERIE EFFECTIFS(S)
 NUMEROS(S) DE SERIE EFFECTIVOS(S)

18578, 18590, 18592 TO 19233

700 SERIES
 SERIE 700

SECTION 2
 SECCION 2
 PAGE 13
 PAGINA 13



ISSUE No.
 N° D'ÉMISSION
 N° DE EDICION

3 REVISION A

SLIDE SHIFT CYLINDER & CIRCUIT - MODEL 710/710A

APRIL 1989

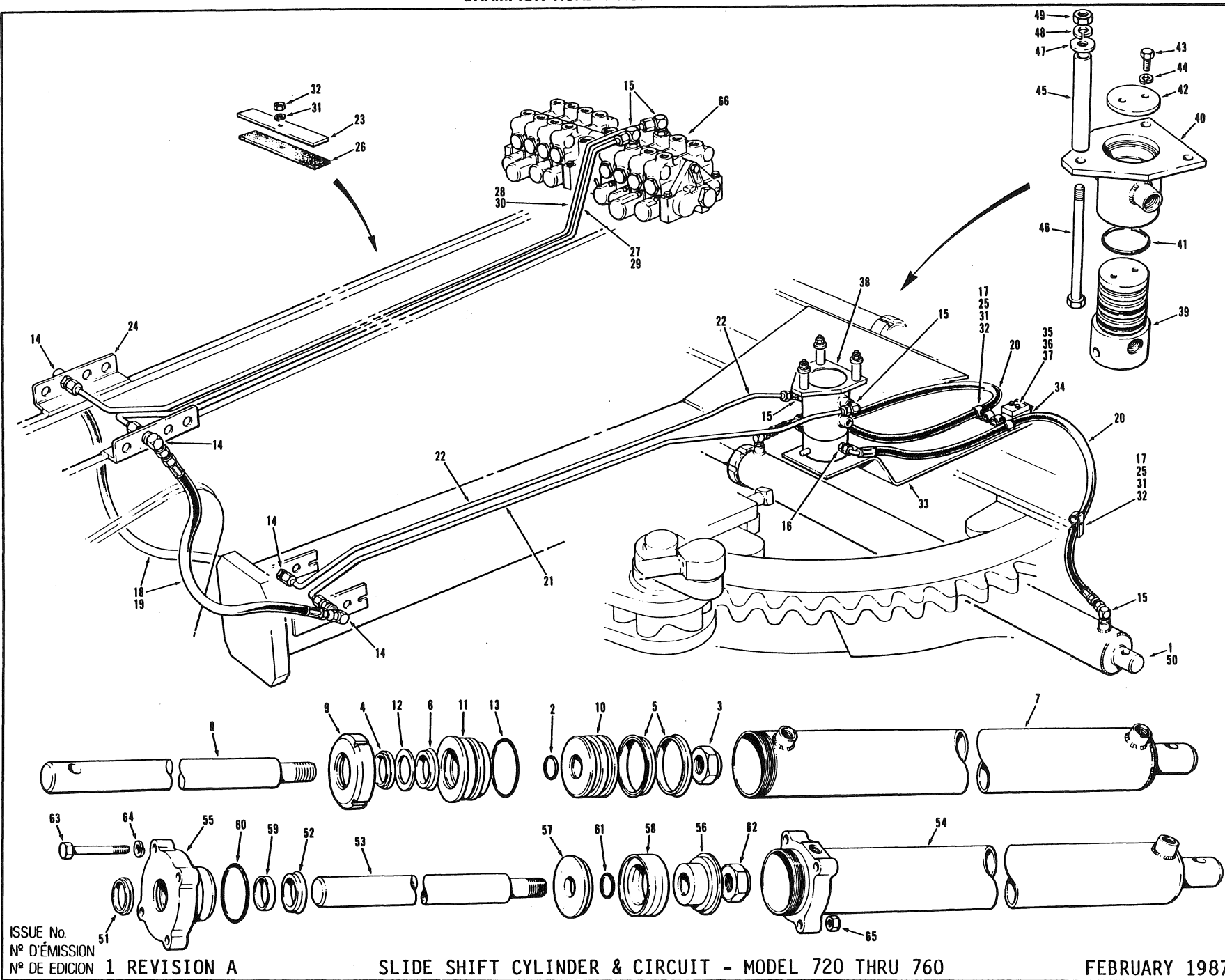
FOR LIST OF PARTS - TURN THIS PAGE

POUR LA LISTE DES PIÈCES - VOIR AU VERSO

PARA LA LISTA DE LAS PIEZAS - VER AL VERSO

USE ONLY CHAMPION APPROVED PARTS

SECTION SECCION 2		PAGE PAGINA 14	ISSUE No. N° D'ÉMISSION N° DE EDICION 3	REVISION A	SLIDE SHIFT CYLINDER & CIRCUIT - MODEL 710/710A			APRIL 1989	
No. N° N°	PART No. N° DE PIÈCE N° DE PIEZA	DESCRIPTION DÉSCRIPTION DESCRIPCION	No. REQ. N° REQ. N° REQ.	REMARKS REMARQUES NOTAS	No. N° N°	PART No. N° DE PIÈCE N° DE PIEZA	DESCRIPTION DÉSCRIPTION DESCRIPCION	No. REQ. N° REQ. N° REQ.	REMARKS REMARQUES NOTAS
<u>SLIDE SHIFT CYLINDER</u>					<u>HYDRAULIC SWIVEL JOINT ASSEMBLY</u>				
1	42163	SLIDE SHIFT CYLINDER ASSEMBLY - INCLUDES ITEMS 2 TO 13	1		30	14148	HYDRAULIC SWIVEL JOINT ASSY. - INCLUDES ITEMS 31 TO 36	1	MANUAL TILT MOLDBOARD
2	12A-224	O RING	1		31		SPOOL } NOT AVAILABLE	1	
3	12035	WIPER	1		32		BODY } SEPARATELY	1	
4	12036	PISTON SEAL	2		33	12A-328	O RING	3	
5	12037	ROD SEAL	1		34	2467	WASHER	1	
6	17608	NUT	1		35	50A-0506	BOLT	2	
7	17610	GLAND	1		36	14A-05	LOCKWASHER	2	
8	17614	WASHER	1		37	50A-0832	BOLT	3	
9	42164	ROD	1		38	14A-08	LOCKWASHER	3	
10	42165	BARREL	1		39	17200	SPACER	3	
11	42151	PISTON	1		40	30A-08	NUT	3	
12	44244	O RING	1						
13	51A-1622	BOLT	1		41		MANIFOLD VALVE ASSEMBLY	REF.	SECTION 4 PAGE 8
	43182	REPAIR KIT FOR 42163 CYLINDER ASSEMBLY - INCLUDES ITEMS 2 TO 5,8,12 & 13	A.R.						
14	111A-0808	CONNECTOR	1						
15	111B-0808	CONNECTOR	4						
16	111E-0808	CONNECTOR	5						
17	8425	CLAMP	A.R.						
18	9298	RUBBER PAD	A.R.						
19	9313 X 300	HOSE	1						
20	14382 X 69	HOSE	2						
21	14382 X 300	HOSE	1						
22	27756	CLAMP	A.R.						
23	14A-06	LOCKWASHER	7						
24	30A-06	NUT	7						
25	50A-0624	BOLT	1						
26	42179	DRIVE ARM ASSY.	1						
27	50A-0516	BOLT	2						
28	14A-05	LOCKWASHER	2						
29	30A-05	NUT	2						



ISSUE No. 1
 N° D'ÉMISSION 1
 Nº DE EDICION 1
 REVISION A

SLIDE SHIFT CYLINDER & CIRCUIT - MODEL 720 THRU 760

FEBRUARY 1987

FOR LIST OF PARTS - TURN THIS PAGE POUR LA LISTE DES PIÈCES - VOIR AU VERSO PARA LA LISTA DE LAS PIEZAS - VER AL VERSO

EFFECTIVE SERIAL NUMBERS(S) 16224, 16245 TO 16805
 NUMEROS(S) DE SÉRIE EFFECTIFS(S)
 NUMEROS(S) DE SÉRIE EFFECTIVOS(S)
 U.S. 2021-2 TO 2420-2

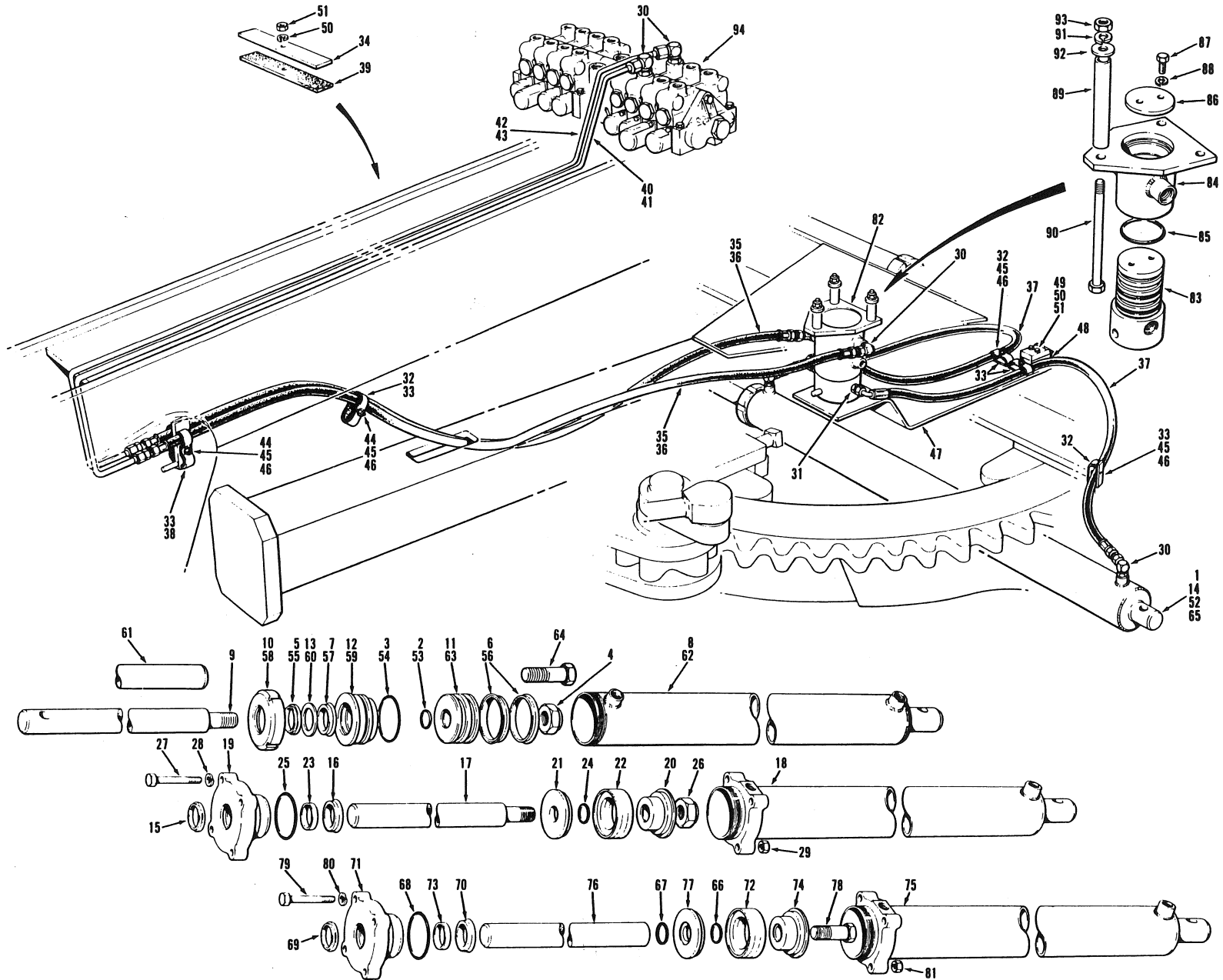
700 SERIES
 SERIE 700

SECTION 2 PAGE 15
 SECCION 2 PAGINA 15

USE ONLY CHAMPION ROAD MACHINERY APPROVED PARTS

SECTION SECCION 2		PAGE PAGINA 16	ISSUE No. N° D'ÉMISSION N° DE EDICION 1 REVISION A	SLIDE SHIFT CYLINDER & CIRCUIT - MODEL 720 THRU 760				FEBRUARY 1987		
No. N° N°	PART No. N° DE PIÉCE N° DE PIEZA	DESCRIPTION DÉSCRIPTION DESCRIPCION	No. REQ. N° REQ. N° REQ.	REMARKS REMARQUES NOTAS	No. N° N°	PART No. N° DE PIÉCE N° DE PIEZA	DESCRIPTION DÉSCRIPTION DESCRIPCION	No. REQ. N° REQ. N° REQ.	REMARKS REMARQUES NOTAS	
1	12207	SLIDE SHIFT CYLINDER ASSEMBLY - INCLUDES ITEMS 2 TO 13	1		38	14148	HYDRAULIC SWIVEL JOINT ASSEMBLY - INCLUDES ITEMS 39 TO 44	1	MANUAL TILT	
2	12A-218	O RING	1		39		SPPOOL } NOT AVAILABLE BODY } SEPARATELY	1		
3	37H-20	LOCKNUT	1		40			1		
4	12035	WIPER	1		41	12A-328	O RING	3		
5	12036	PISTON SEAL	2		42	2467	WASHER	1		
6	12037	ROD SEAL	1		43	50A-0506	BOLT	2		
7	12208	CYLINDER BARREL	1		44	14A-05	LOCKWASHER	2		
8	12209	PISTON ROD	1		45	17201	SPACER	3		
9	17608	CYLINDER NUT	1		46	50A-0848	BOLT	3		
10	17609	PISTON	1		47	14C-08	FLATWASHER	3		
11	17610	GLAND	1		48	14A-08	LOCKWASHER	3		
12	17614	WASHER	1		49	30A-08	NUT	3		
13	*44244	O RING	1							
	26409	REPAIR KIT FOR 12207 CYLINDER ASSEMBLY - INCLUDES ITEMS 2 TO 6 & 13	A.R.		50	*30425	SLIDE SHIFT CYLINDER ASSY. - HEAVY CIRCLE - INCLUDES ITEMS 51 TO 65 (OPTIONAL ON MODELS 740 THRU 760)	2		
14	110W-0808	CONNECTOR	4		51	12035	WIPER	1		
15	111B-0808	CONNECTOR	6		52	12037	SEAL	1		
16	111E-0808	CONNECTOR	2		53	26876	PISTON ROD	1		
17	9298	RUBBER PAD	2		54	30427	CYLINDER BARREL	1		
18	9313 X 36	HOSE	2	} 720, 720A, 730 & 730A 740, 740A & 760	55	30428	GLAND	1		
19	9313 X 42	HOSE	2		56	35276	PISTON	1		
20	14382 X 69	HOSE	2		57	35277	BACK-UP WASHER	1		
21	17517	TUBE - L.H.	1		58	35530	PISTON SEAL	1		
22	17518	TUBE - R.H.	1		59	35531	WEAR RING	1		
23	17526	HOLD DOWN BAR	2		60	*44244	O RING	1		
24	27133	BRACKET	2		61	12A-218	O RING	1		
25	27756	CLAMP	4		62	37H-20	LOCKNUT	1		
26	28369	RUBBER PAD	4		63	50A-0832	BOLT	4		
27	*41274	TUBE - L.H.	1	} 720, 720A 730 & 730A 740, 740A & 760	64	14A-08	LOCKWASHER	4		
28	*41275	TUBE - R.H.	1		65	30A-08	NUT	4		
29	*41286	TUBE - L.H.	1							
30	*41287	TUBE - R.H.	1			66	*50089	REPAIR KIT FOR 30425 CYLINDER ASSEMBLY - INCLUDES 51, 52 & 57 TO 62	A.R.	
31	14A-06	LOCKWASHER	5				MANIFOLD VALVE ASSEMBLY	REF.	SECTION 4 PAGE 7/8	
32	30A-06	NUT	5							
33	17202	DRIVE ARM ASSY.	1							
34	27558	SPACER	1							
35	50A-0516	BOLT	2							
36	14A-05	LOCKWASHER	2							
37	30A-05	NUT	2							

CHAMPION ROAD MACHINERY



ISSUE No.
 N° D'ÉMISSION
 Nº DE EDICION 2

SLIDE SHIFT CYLINDER & CIRCUIT - MODEL 720 THRU 760

DECEMBER 1985

FOR LIST OF PARTS - TURN THIS PAGE

POUR LA LISTE DES PIÈCES - VOIR AU VERSO

PARA LA LISTA DE LAS PIEZAS - VER AL VERSO

EFFECTIVE SERIAL NUMBERS) 16806 & UP
 NUMEROS) DE SERIE EFFECTIFS)
 NUMEROS) DE SERIE EFFECTIVOS)
 U.S. 2420-2 & UP

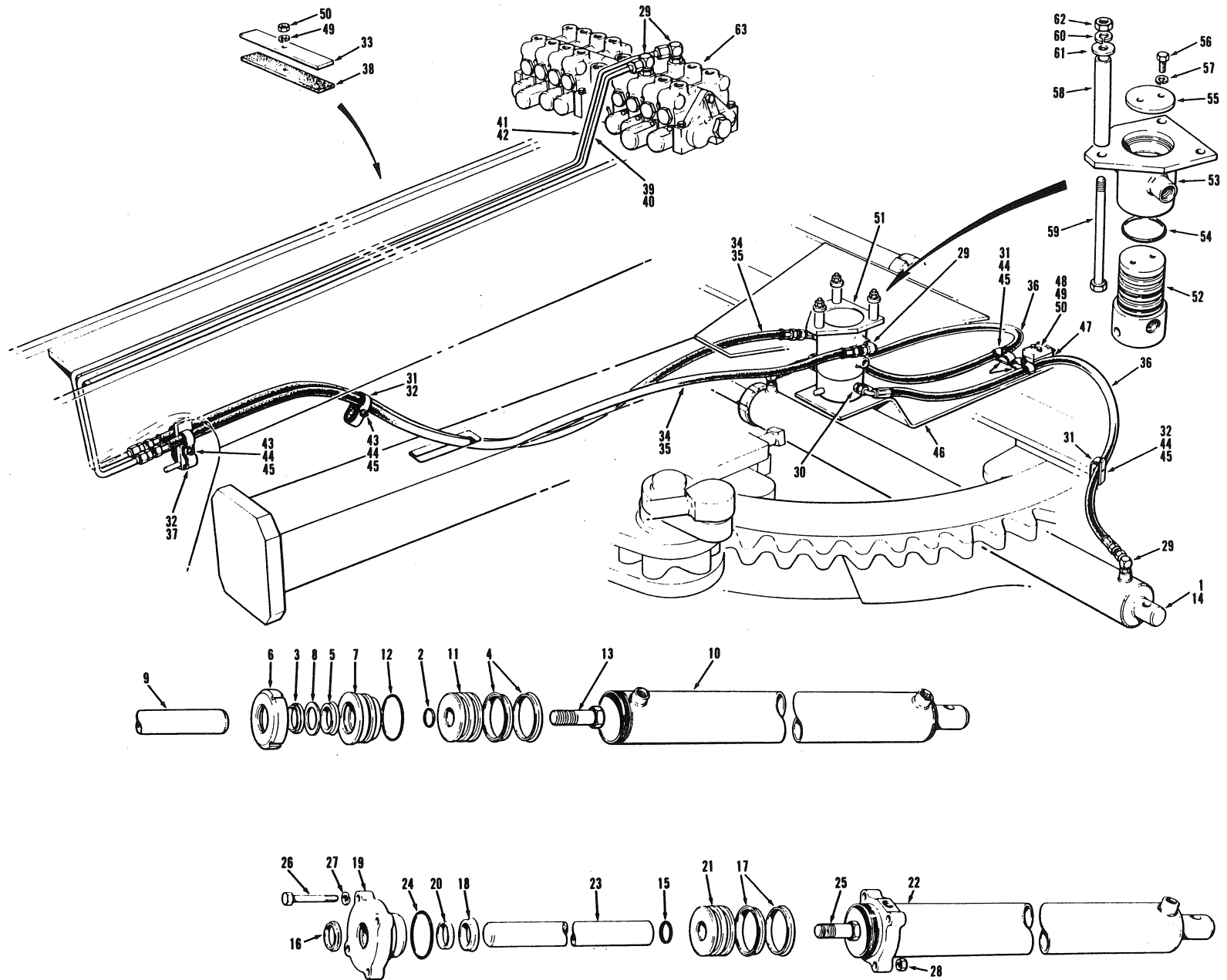
700 SERIES
 SERIE 700

SECTION 2 PAGE 15
 SECCION 2 PAGINA 15

USE ONLY CHAMPION ROAD MACHINERY APPROVED PARTS

SECTION SECCION 2		PAGE PAGINA 16	ISSUE No. N° D'ÉMISSION N° DE EDICION 2	SLIDE SHIFT CYLINDER & CIRCUIT - MODEL 720 THRU 760				DECEMBER 1985	
No. N° N°	PART No. N° DE PIÈCE N° DE PIEZA	DESCRIPTION DESCRIPTION DESCRIPCION	No. REQ. N° REQ. N° REQ.	REMARKS REMARQUES NOTAS	No. N° N°	PART No. N° DE PIÈCE N° DE PIEZA	DESCRIPTION DESCRIPTION DESCRIPCION	No. REQ. N° REQ. N° REQ.	REMARKS REMARQUES NOTAS
<u>SLIDE SHIFT CYLINDERS - LOCKNUT VERSION</u>					<u>MODIFIED SLIDE SHIFT CYLINDERS</u>				
1	12207	SLIDE SHIFT CYLINDER ASSEMBLY - INCLUDES ITEMS 2 TO 13	1		52	*42163	SLIDE SHIFT CYLINDER ASSEMBLY - INCLUDES ITEMS 53 TO 64	1	
2	12A-218	O RING	1		53	*12A-224	O RING	1	
3	12A-342	O RING	1		54	*12A-342	O RING	1	
4	37H-20	LOCKNUT	1		55	12035	WIPER	2	
5	12035	WIPER	1		56	12036	PISTON SEAL	1	
6	12036	PISTON SEAL	2		57	12037	ROD SEAL	1	
7	12037	ROD SEAL	1		58	17608	NUT	1	
8	12208	CYLINDER BARREL	1		59	17610	GLAND	1	
9	12209	PISTON ROD	1		60	17614	WASHER	1	
10	17608	CYLINDER NUT	1		61	*42164	ROD	1	
11	17609	PISTON	1		62	*42165	BARREL	1	
12	17610	GLAND	1		63	*42151	PISTON	1	
13	17614	WASHER	1		64	*51A-1622	BOLT	1	
	26409	REPAIR KIT FOR 12207 CYLINDER ASSEMBLY - INCLUDES ITEMS 2 TO 7	A.R.		65	*42465	SLIDE SHIFT CYLINDER ASSY. - HEAVY CIRCLE, ITEM 66 TO 82	1	OPTIONAL 740 THRU 760
14	30425	SLIDE SHIFT CYLINDER ASSY. - HEAVY CIRCLE, INCLUDES ITEMS 15 TO 29	2	OPTIONAL 740 THRU 760	66	*12A-214	O RING	1	
15	12035	WIPER	1		67	*12A-224	O RING	1	
16	12037	SEAL	1		68	*12A-342	O RING	1	
17	26876	PISTON ROD	1		69	12035	WIPER	1	
18	30427	CYLINDER BARREL	1		70	12037	ROD SEAL	1	
19	30428	GLAND	1		71	*30428	GLAND	1	
20	35276	PISTON	1		72	*35530	PISTON SEAL	1	
21	35277	BACK-UP WASHER	1		73	*35531	WEAR RING	1	
22	35530	PISTON SEAL	1		74	*42460	PISTON	1	
23	35531	WEAR RING	1		75	*42461	CYLINDER BARREL ASSY.	1	
24	12A-218	O RING	1		76	*42463	PISTON ROD	1	
25	12A-342	O RING	1		77	*42464	BACK-UP WASHER	1	
26	37H-20	LOCKNUT	1		78	*51A-1622	BOLT	1	
27	50A-0832	BOLT	4		79	50A-0832	BOLT	4	
28	14A-08	LOCKWASHER	4		80	14A-08	LOCKWASHER	4	
29	30A-08	NUT	4		81	30A-08	NUT	4	
					<u>HYDRAULIC SWIVEL JOINT ASSEMBLY</u>				
30	111B-0808	CONNECTOR	6		82 14148 HYDRAULIC SWIVEL JOINT ASSY. - INCLUDES ITEMS 84 TO 89				
31	111E-0808	CONNECTOR	2						
32	8425	CLAMP	6		83 12A-328 O RING 84 2467 WASHER 85 50A-0506 BOLT 86 14A-05 LOCKWASHER 87 17201 SPACER 88 50A-0848 BOLT 89 14A-08 LOCKWASHER 90 14C-08 FLATWASHER 91 30A-08 NUT				
33	9298	RUBBER PAD	7						
34	17526	HOLD DOWN BAR	2		92 14A-08 LOCKWASHER 93 14C-08 FLATWASHER 94 MANIFOLD VALVE ASSEMBLY				
35	14369 X 94	HOSE	2	MODELS 720 THRU 730A					
36	14369 X 100	HOSE	2	740 THRU 760	94 MANIFOLD VALVE ASSEMBLY				
37	14382 X 69	HOSE	2						
38	27756	CLAMP	2		REF. SECTION 4 PAGE 8				
39	28369	RUBBER PAD	4						
40	42019	TUBE	1	MODELS 720 THRU 730A	REF. SECTION 4 PAGE 8				
41	42033	TUBE	1	740 THRU 760					
42	42020	TUBE	1	MODELS 720 THRU 730A	REF. SECTION 4 PAGE 8				
43	42034	TUBE	1	740 THRU 760					
44	50A-0624	BOLT	2		REF. SECTION 4 PAGE 8				
45	14A-06	LOCKWASHER	6						
46	30A-06	NUT	6		REF. SECTION 4 PAGE 8				
47	42180	DRIVE ARM ASSY.	1						
48	27558	SPACER	1		REF. SECTION 4 PAGE 8				
49	50A-0516	BOLT	2						
50	14A-05	LOCKWASHER	2		REF. SECTION 4 PAGE 8				
51	30A-05	NUT	2						

CHAMPION ROAD MACHINERY



SLIDE SHIFT CYLINDER & CIRCUIT - MODEL 720 THRU 780A

APRIL 1987

ISSUE No.
N° D'ÉMISSION
N° DE EDICION 3

FOR LIST OF PARTS, TURN THIS PAGE. POUR LA LISTE DES PIÈCES, VOIR AU VERTIC. PARA LA LISTA DE LAS PIEZAS, VER AL VERTICO.

EFFECTIVE SERIAL NUMBERS) 17430 & UP
NUMEROS) DE SERIE EFFECTIFS)
NUMEROS) DE SERIE EFFECTIVOS)

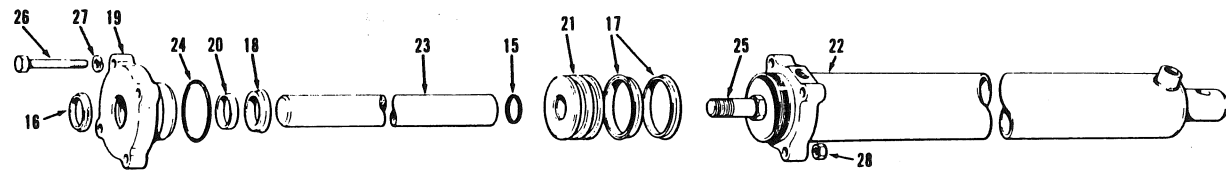
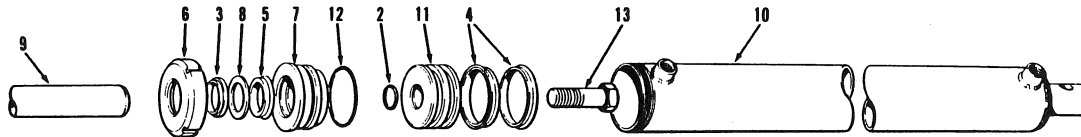
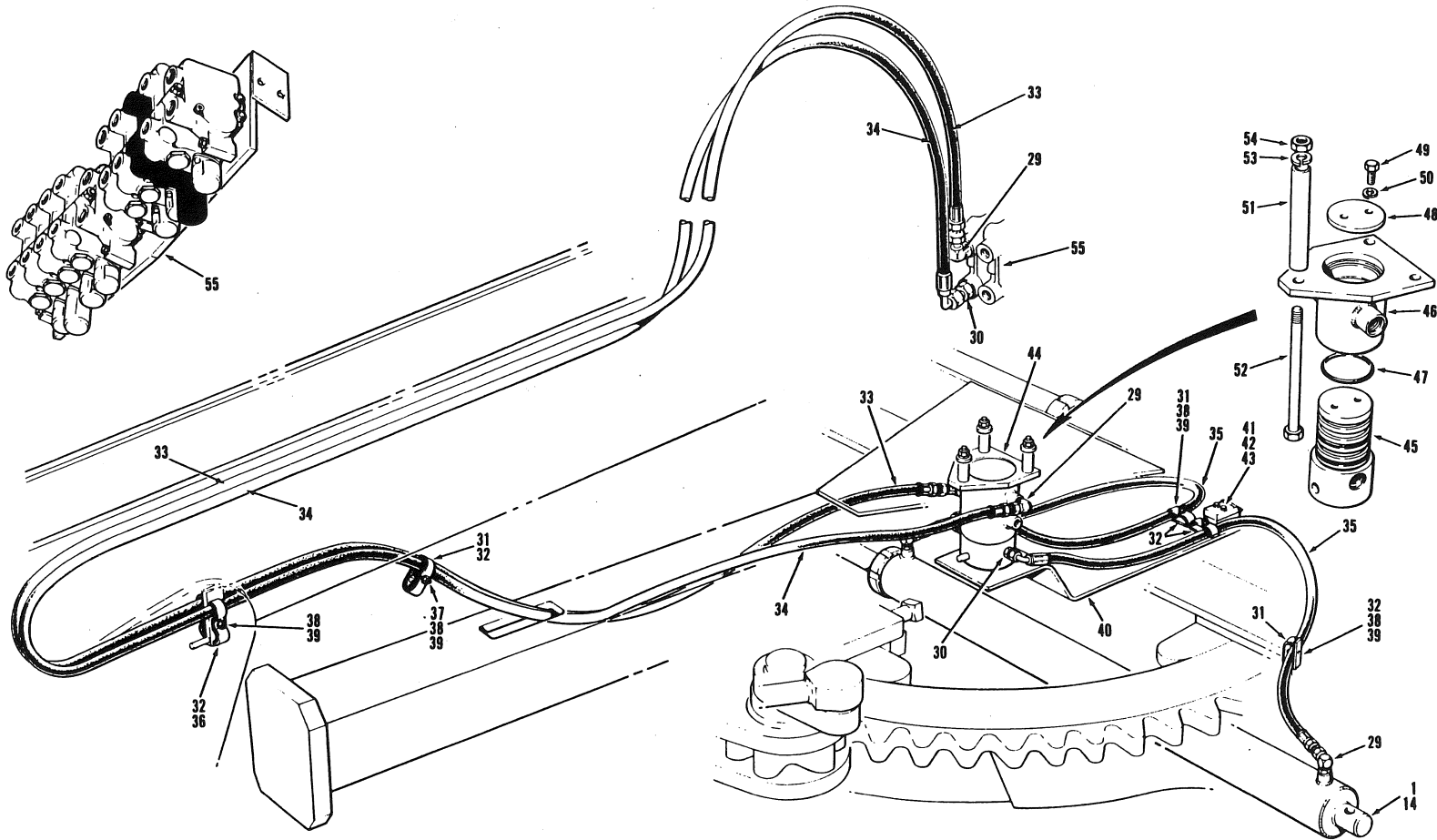
700 SERIES
SERIE 700

SECTION 2 PAGE 15
SECTION 2 PAGINA 15

USE ONLY CHAMPION ROAD MACHINERY APPROVED PARTS

SECTION SECCION 2		PAGE PAGINA 16	ISSUE No. N° D'ÉMISSION 3 N° DE EDICION	SLIDE SHIFT CYLINDER & CIRCUIT - MODEL 720 THRU 780A				APRIL 1987	
No. N° N°	PART No. N° DE PIÈCE N° DE PIEZA	DESCRIPTION DÉSCRIPTION DESCRIPCION	No. REQ. N° REQ. N° REQ.	REMARKS REMARQUES NOTAS	No. N° N°	PART No. N° DE PIECE N° DE PIEZA	DESCRIPTION DÉSCRIPTION DESCRIPCION	No. REQ. N° REQ. N° REQ.	REMARKS REMARQUES NOTAS
		<u>SLIDE SHIFT CYLINDER</u>		MODEL 720 THRU 740A					
1	42163	SLIDE SHIFT CYLINDER ASSEMBLY - INCLUDES ITEMS 2 TO 13	1		34	14369 X 94	HOSE	2	MODEL 720 THRU 730A
2	12A-224	O RING	1		35	14369 x 100	HOSE	2	MODEL 740 THRU 780A
3	12035	WIPER	2		36	14382 X 69	HOSE	2	
4	12036	PISTON SEAL	1		37	27756	CLAMP	2	
5	12037	ROD SEAL	1		38	28369	RUBBER PAD	4	
6	17608	NUT	1						
7	17610	GLAND	1		39	42019	TUBE	1	MODEL 720 THRU 730A
8	17614	WASHER	1						
9	42164	ROD	1						
10	42165	BARREL	1		40	42033	TUBE	1	MODEL 740 THRU 780A
11	42151	PISTON	1						
12	*44244	O RING	1						
13	51A-1622	BOLT	1		41	42020	TUBE	1	MODEL 720 THRU 730A
	43182	REPAIR KIT FOR 42163 CYLINDER ASSEMBLY - INCLUDES ITEMS 2,3,4,5,8,12,13			42	42034	TUBE	1	MODEL 740 THRU 780A
		<u>HEAVY DUTY SLIDE SHIFT CYLINDER</u>		STANDARD ON 780 & 780A OPTIONAL ON 740 & 740A					
14	42465	SLIDE SHIFT CYLINDER ASSY. - HEAVY CIRCLE, ITEM 15 TO 28	1		43	50A-0624	BOLT	2	
15	12A-224	O RING	1		44	14A-06	LOCKWASHER	6	
16	12035	WIPER	1		45	30A-06	NUT	6	
17	*12036	PISTON SEAL	2		46	42180	DRIVE ARM ASSY.	1	
18	12037	ROD SEAL	1		47	27558	SPACER	1	
19	30428	GLAND	1		48	50A-0516	BOLT	2	
20	35531	WEAR RING	1		49	14A-05	LOCKWASHER	2	
21	*42151	PISTON	1		50	30A-05	NUT	2	
22	42461	CYLINDER BARREL ASSY.	1						
23	42463	PISTON ROD	1		51	14148	HYDRAULIC SWIVEL JOINT ASSY. - INCLUDES ITEMS 52 TO 57	1	USED WITH MANUAL TILT MOLDBOARD
24	*44244	O RING	1						
25	51A-1622	BOLT	1						
26	50A-0832	BOLT	4		52		SPPOOL) NOT AVAILABLE BODY) SEPARATELY	1	
27	14A-08	LOCKWASHER	4		53			1	
28	30A-08	NUT	4		54	12A-328	O RING	3	
	*43182	REPAIR KIT FOR 42465 CYLINDER ASSEMBLY - INCLUDES ITEMS 15,16,17,18,24 & 25 NOTE: ITEM 20 IS NOT INCLUDED AND SHOULD BE ORDERED SEPARATELY			55	2467	WASHER	1	
					56	50A-0506	BOLT	2	
					57	14A-05	LOCKWASHER	2	
					58	17201	SPACER	3	
					59	50A-0848	BOLT	3	
					60	14A-08	LOCKWASHER	3	
					61	14C-08	FLATWASHER	3	
					62	30A-08	NUT	3	
29	111B-0808	CONNECTOR	6						
30	111E-0808	CONNECTOR	2						
31	8425	CLAMP	6		63		MANIFOLD VALVE ASSEMBLY	REF.	SECTION 4 PAGE 8
32	9298	RUBBER PAD	7						
33	17526	HOLD DOWN BAR	2						

CHAMPION ROAD MACHINERY



SLIDE SHIFT CYLINDER & CIRCUIT - MODEL 720 THRU 780A

JANUARY 1988

FOR LIST OF PARTS - TURN THIS PAGE

POUR LA LISTE DES PIÈCES - VOIR AU VERSO

PARA LA LISTA DE LAS PIEZAS - VER AL VERSO

EFFECTIVE SERIAL NUMBERS) 18578, 18590, 18592 & UP
 NUMEROS) DE SERIE EFFECTIFS)
 NUMEROS) DE SERIE EFFECTIVOS)

700 SERIES
 SERIE 700

SECTION 2 PAGE 15
 SECCION 2 PAGINA 15

ISSUE No.
 N° D'ÉMISSION
 N° DE EDICION 4

USE ONLY CHAMPION APPROVED PARTS

SECTION SECCION 2		PAGE PAGINA 16	ISSUE No. N° D'ÉMISSION N° DE EDICION 4	SLIDE SHIFT CYLINDER & CIRCUIT - MODEL 720 THRU 780A			JANUARY 1988		
No. N° N°	PART No. N° DE PIÈCE N° DE PIEZA	DESCRIPTION DESCRIPTION DESCRIPCION	No. REQ. N° REQ. N° REQ.	REMARKS REMARQUES NOTAS	No. N° N°	PART No. N° DE PIECE N° DE PIEZA	DESCRIPTION DESCRIPTION DESCRIPCION	No. REQ. N° REQ. N° REQ.	REMARKS REMARQUES NOTAS
<u>SLIDE SHIFT CYLINDER</u>									
				MODEL 720 THRU 740A					
1	42163	SLIDE SHIFT CYLINDER ASSEMBLY - INCLUDES ITEMS 2 TO 13	1		33	*9313 X 300	HOSE	1	
2	12A-224	O RING	1		34	*14382 X 300	HOSE	1	
3	12035	WIPER	1		35	14382 X 69	HOSE	2	
4	12036	PISTON SEAL	2		36	27756	CLAMP	2	
5	12037	ROD SEAL	1		37	50A-0624	BOLT	1	
6	17608	NUT	1		38	14A-06	LOCKWASHER	6	
7	17610	GLAND	1		39	30A-06	NUT	6	
8	17614	WASHER	1		40	42180	DRIVE ARM ASSY.	1	
9	42164	ROD	1		41	*50A-0808	BOLT	2	
10	42165	BARREL	1		42	14A-05	LOCKWASHER	2	
11	42151	PISTON	1		43	30A-05	NUT	2	
12	44244	O RING	1		<u>HYDRAULIC SWIVEL JOINT ASSEMBLY</u>				
13	51A-1622	BOLT	1		44	14148	HYDRAULIC SWIVEL JOINT ASSY. - INCLUDES ITEMS 45 TO 50	1	USED WITH MANUAL TILT MOLDBOARD
	43182	REPAIR KIT FOR 42163 CYLINDER ASSEMBLY - INCLUDES ITEMS 2,3,4,5,8,12,13			45		SPOOL } NOT AVAILABLE BODY } SEPARATELY	1	
<u>HEAVY DUTY SLIDE SHIFT CYLINDER</u>									
				STANDARD ON 750 THRU 780A OPTIONAL ON 740 & 740A					
14	42465	SLIDE SHIFT CYLINDER ASSY. - HEAVY CIRCLE, ITEM 15 TO 28	1		46			1	
15	12A-224	O RING	1		47	12A-328	O RING	3	
16	12035	WIPER	1		48	2467	WASHER	1	
17	12036	PISTON SEAL	2		49	50A-0506	BOLT	2	
18	12037	ROD SEAL	1		50	14A-05	LOCKWASHER	2	
19	30428	GLAND	1		51	*46613	SPACER	3	
20	35531	WEAR RING	1		52	*50A-0832	BOLT	3	
21	42151	PISTON	1		53	14A-08	LOCKWASHER	3	
22	42461	CYLINDER BARREL ASSY.	1		54	30A-08	NUT	3	
23	42463	PISTON ROD	1		55		MANIFOLD VALVE ASSEMBLY	REF.	SECTION 4 PAGE 8
24	44244	O RING	1						
25	51A-1622	BOLT	1						
26	50A-0832	BOLT	4						
27	14A-08	LOCKWASHER	4						
28	30A-08	NUT	4						
	43182	REPAIR KIT FOR 42465 CYLINDER ASSEMBLY - INCLUDES ITEMS 15,16,17,18,24 & 25 NOTE: ITEM 20 IS NOT INCLUDED AND SHOULD BE ORDERED SEPARATELY							
29	111B-0808	CONNECTOR	5						
30	111E-0808	CONNECTOR	3						
31	8425	CLAMP	6						
32	9298	RUBBER PAD	7						

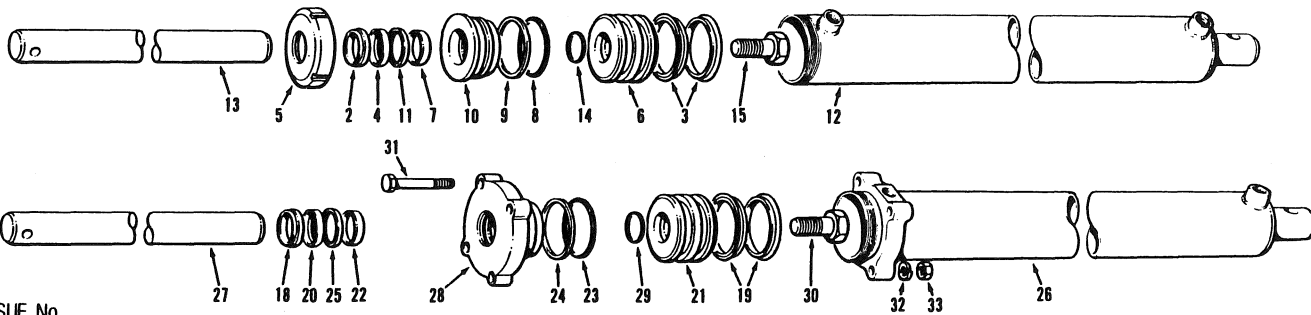
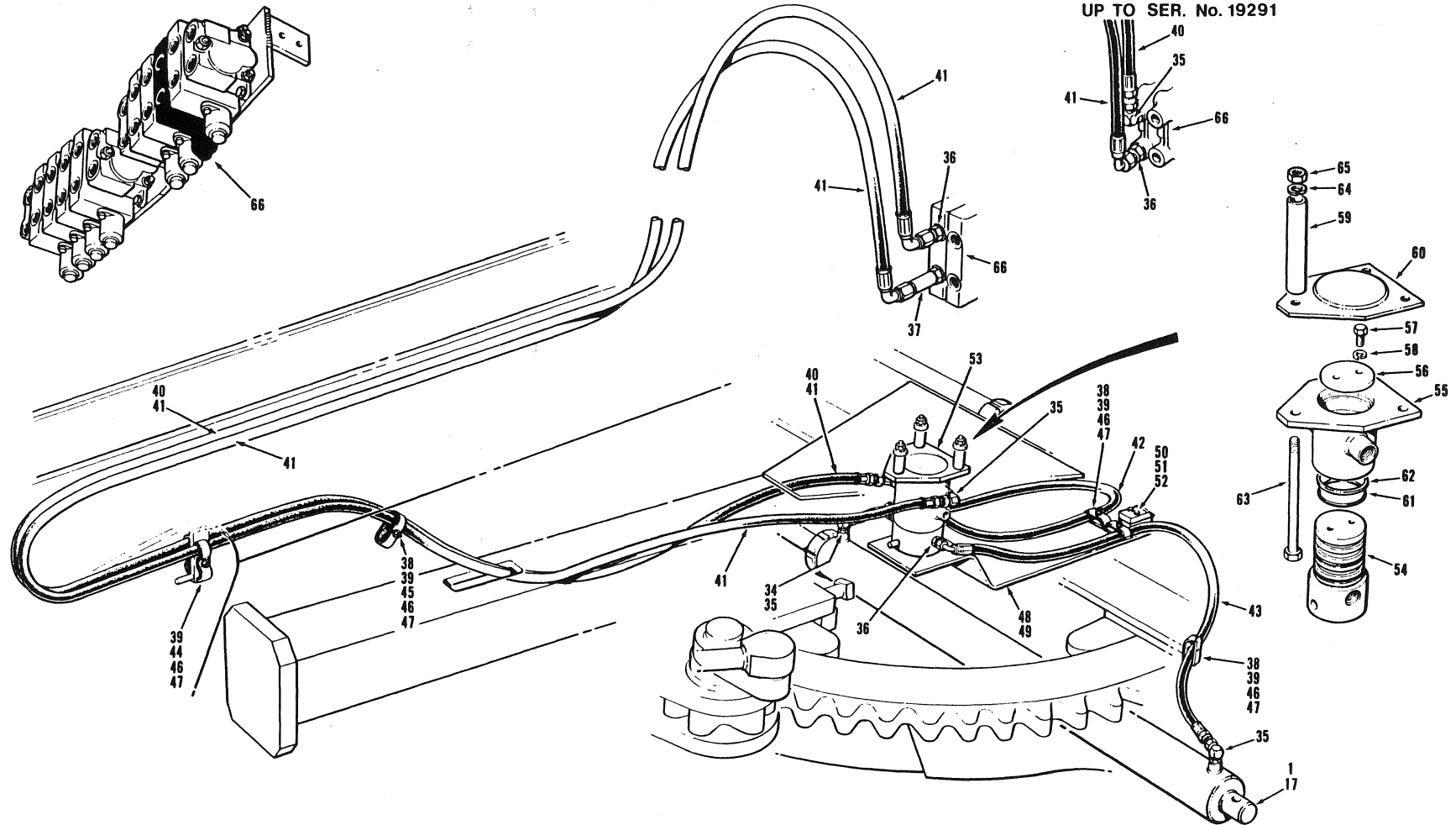
CHAMPION ROAD MACHINERY

EFFECTIVE SERIAL NUMBER(S)
 NUMEROS (S) DE SÉRIE EFFECTIFS (S)
 NUMEROS (S) DE SERIE EFECTIVOS (S)

19237 & UP

700 SERIES
 SERIE 700

SECTION 2 PAGE 15
 SECCION 2 PAGINA 15



ISSUE No.
 N° D'ÉMISSION
 N° DE EDICION

5 REVISION A

SLIDE SHIFT CYLINDER & CIRCUIT - MODELS 710 THRU 780A

MAY 1989

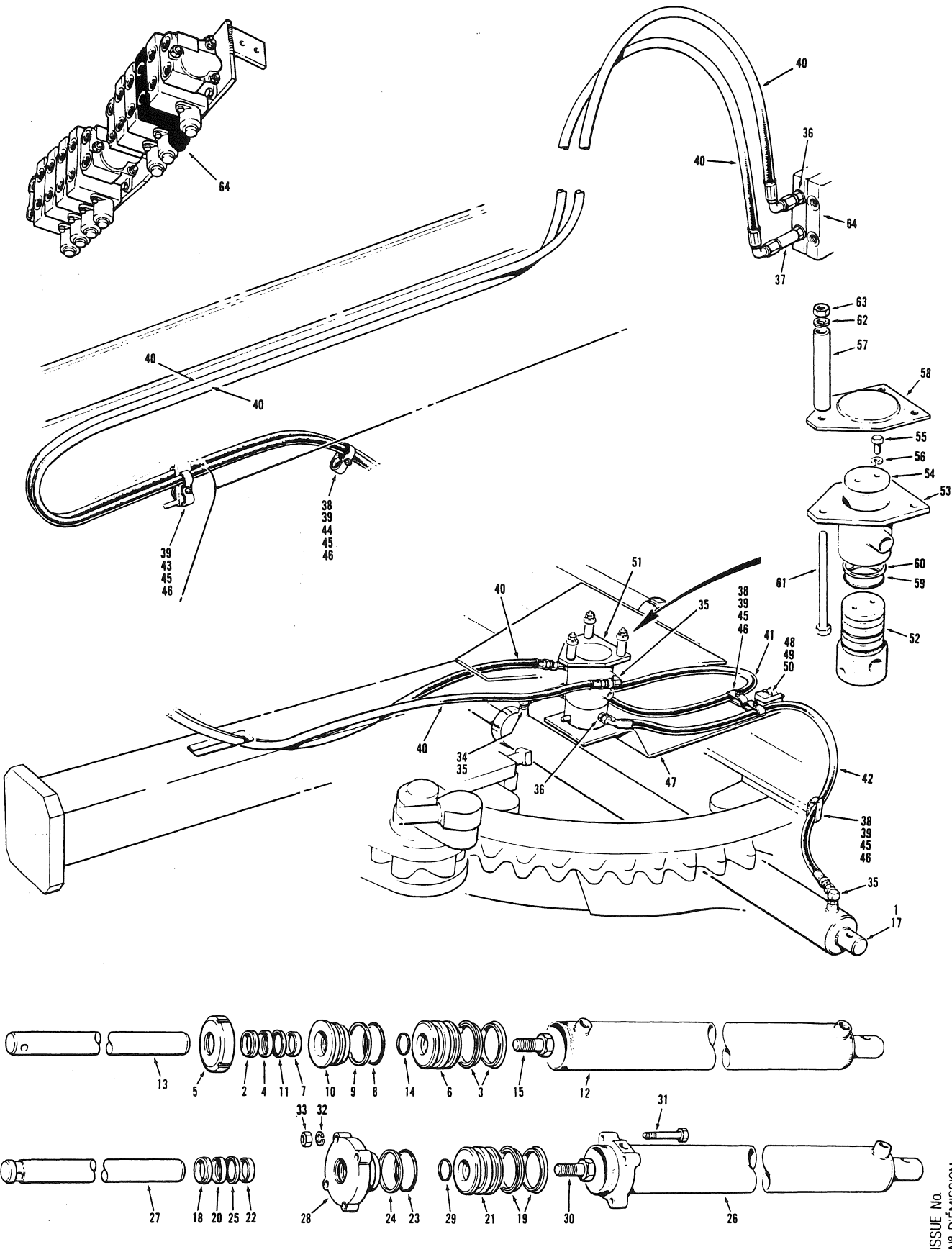
FOR LIST OF PARTS - TURN THIS PAGE

POUR LA LISTE DES PIÈCES - VOIR AU VERSO

PARA LA LISTA DE LAS PIEZAS - VFR AL VFRSO

USE ONLY CHAMPION APPROVED PARTS

SECTION SECCION		PAGE PAGINA		ISSUE No. N° D'ÉMISSION N° DE EDICION		5 REVISION A		SLIDE SHIFT CYLINDER & CIRCUIT - MODELS 710 THRU 780A		MAY 1989	
No. N° N°	PART No. N° DE PIÈCE N° DE PIEZA	DESCRIPTION DÉSCRIPTION DESCRIPCION	No. REQ. N° REQ. N° REQ.	REMARKS REMARQUES NOTAS	No. N° N°	PART No. N° DE PIECE N° DE PIEZA	DESCRIPTION DÉSCRIPTION DESCRIPCION	No. REQ. N° REQ. N° REQ.	REMARKS REMARQUES NOTAS		
		SLIDE SHIFT CYLINDER		710 thru 740A	40	9313 x 300	HOSE	1	UP TO S/N 19291		
1	46086	SLIDE SHIFT CYLINDER ASSEMBLY - INCLUDES ITEMS 2 TO 15	1		41	14382 x 300	HOSE	A.R.			
2	12035	WIPER	1		42	14382 x 69	HOSE	1			
3	12036	PISTON SEAL	2		43	14382 x 80	HOSE	1			
4	12037	ROD SEAL	1		44	27756	CLAMP	2			
5	17608	CYLINDER NUT	1		45	50A-0624	BOLT	1			
6	42151	PISTON	1		46	14A-06	LOCKWASHER	6			
7	43074	WEAR RING	1		47	30A-06	NUT	6			
8	44244	O RING	1		49	42180	DRIVE ARM ASSEMBLY	1			
9	44266	BACK-UP RING	1								
10	45734	GLAND	1		50	50A-0516	BOLT	2			
11	45890	BUFFER RING	1		51	14A-05	LOCKWASHER	2			
12	46087	CYLINDER BARREL	1		52	30A-05	NUT	2			
13	46749	PISTON ROD	1								
14	12A-224	O RING	1								
15	50A-1620	BOLT	1								
	48953	REPAIR KIT FOR 46086 CYLINDER ASSEMBLY - INCLUDES ITEMS 2, 3, 4, 7, 8, 9, 11, 14 & 15			53	14148	HYDRAULIC SWIVEL JOINT ASSEMBLY - INCLUDES ITEMS 54 TO 58, 61 & 62	1	USED WITH MANUAL TILT MOLDBOARD		
		HEAVY DUTY SLIDE SHIFT CYLINDER		750 thru 780A	54		SPOOL } NOT AVAILABLE	1			
17	46746	SLIDE SHIFT CYLINDER ASSEMBLY - HEAVY CIRCLE, - INCLUDES ITEMS 18 TO 33	1		55		BODY } SEPARATELY	1			
18	12035	WIPER	1		56	2467	WASHER	1			
19	12036	PISTON SEAL	1		57	50A-0506	BOLT	2			
20	12037	ROD SEAL	1		58	14A-05	LOCKWASHER	2			
21	42151	PISTON	1		59	46613	SPACER	3			
22	43074	WEAR RING	1		60	*46617	COVER	1			
23	44244	O RING	1		61	*51499	O RING	3			
24	44266	BACK-UP RING	1		62	*51500	BACK-UP RING	2			
25	45890	BUFFER RING	1		63	50A-0832	BOLT	3			
26	46747	CYLINDER BARREL	1		64	14A-08	LOCKWASHER	3			
27	46749	PISTON ROD	1		65	30A-08	NUT	3			
28	46757	GLAND	1		66		MANIFOLD VALVE ASSEMBLY	REF.	SECTION 4 PAGE 8		
29	12A-224	O RING	1								
30	50A-1620	BOLT	1								
31	50A-0832	BOLT	4								
32	14A-08	LOCKWASHER	4								
33	30A-08	NUT	4								
	48953	REPAIR KIT FOR 46746 CYLINDER ASSEMBLY - INCLUDES ITEMS 18 TO 20, 22 TO 25, 29 & 30									
34	111A-0808	CONNECTOR	1	710/710A							
35	111B-0808	CONNECTOR	A.R.								
36	111E-0808	CONNECTOR	3								
37	111F-0808	CONNECTOR	1	S/N 19292 & UP							
38	8425	CLAMP	6								
39	9298	RUBBER PAD	7								



EFFECTIVE SERIAL NUMBER(S) 19292 & UP
 NUMERO(S) DE SÉRIE EFFECTIF(S)
 NUMERO(S) DE SERIE EFECTIVO(S)

700 SERIES
SERIE 700

SECTION 2 **PAGE 15**
SECCION 2 **PAGINA 15**

SECTION SECCION		PAGE PAGINA		ISSUE No. N° D'ÉMISSION N° DE EDICION		SLIDE SHIFT CYLINDER & CIRCUIT - Models 710 thru 780A				MARCH 1991	
No. N° N°	PART No. N° DE PIÈCE N° DE PIEZA	DESCRIPTION DÉSCRIPTION DESCRIPCION	No. REQ. N° REQ. N° REQ.	REMARKS REMARQUES NOTAS	No. N° N°	PART No. N° DE PIÈCE N° DE PIEZA	DESCRIPTION DÉSCRIPTION DESCRIPCION	No. REQ. N° REQ. N° REQ.	REMARKS REMARQUES NOTAS		
		SLIDE SHIFT CYLINDER		710 thru 740A	40	14382 x 300	HOSE	2			
1	46086	SLIDE SHIFT CYLINDER ASSEMBLY	1		41	*14382 x 63	HOSE	1			
		- INCLUDES ITEMS 2 to 15			42	*14382 x 69	HOSE	1			
	48953	REPAIR KIT FOR 46086 - CYLINDER ASSEMBLY			43	27756	CLAMP	2			
		- INCLUDES ITEMS 2, 3, 4, 7, 8, 9, 11, 14 & 15			44	50A-0624	BOLT	1			
2	12035	WIPER	1		45	14A-06	LOCKWASHER	6			
3	12036	PISTON SEAL	2		46	30A-06	NUT	6			
4	12037	ROD SEAL	1		47	42180	DRIVE ARM ASSEMBLY	1			
5	17608	CYLINDER NUT	1		48	50A-0516	BOLT	2			
6	42151	PISTON	1		49	14A-05	LOCKWASHER	2			
7	43074	WEAR RING	1		50	30A-05	NUT	2			
8	44244	O-RING	1								
9	44266	BACK-UP RING	1								
10	45734	GLAND	1								
11	45890	BUFFER RING	1		51	14148	HYDRAULIC SWIVEL JOINT ASSEMBLY	1			
12	46087	CYLINDER BARREL	1				HYDRAULIC SWIVEL JOINT ASSEMBLY				
13	46749	PISTON ROD	1				- INCLUDES ITEMS 52 to 56, 59 & 60		USED WITH MANUAL TILT MOLDBOARD		
14	12A-224	O-RING	1		52		SPOOL } NOT AVAILABLE BODY } SEPARATELY	1			
15	50A-1620	BOLT	1		53			1			
		HEAVY DUTY SLIDE SHIFT CYLINDER		750 thru 780A	54	2467	WASHER	1			
17	46746	SLIDE SHIFT CYLINDER ASSEMBLY - HEAVY CIRCLE,	1		55	50A-0506	BOLT	2			
		- INCLUDES ITEMS 18 to 33			56	14A-05	LOCKWASHER	2			
	48953	REPAIR KIT FOR 46746 - CYLINDER ASSEMBLY			57	46613	SPACER	3			
		- INCLUDES ITEMS 18 to 20, 22 to 25, 29 & 30			58	46617	COVER	1			
18	12035	WIPER	1		59	51499	O-RING	3			
19	12036	PISTON SEAL	1		60	51500	BACK-UP RING	2			
20	12037	ROD SEAL	1		61	50A-0832	BOLT	3			
21	42151	PISTON	1		62	14A-08	LOCKWASHER	3			
22	43074	WEAR RING	1		63	30A-08	NUT	3			
23	44244	O-RING	1		64		MANIFOLD VALVE ASSEMBLY	REF.	Sect 4 Pg 7		
24	44266	BACK-UP RING	1								
25	45890	BUFFER RING	1								
26	46747	CYLINDER BARREL	1								
27	46749	PISTON ROD	1								
28	46757	GLAND	1								
29	12A-224	O-RING	1								
30	50A-1620	BOLT	1								
31	50A-0832	BOLT	4								
32	14A-08	LOCKWASHER	4								
33	30A-08	NUT	4								
34	111A-0808	CONNECTOR	1	710/710A							
35	111B-0808	CONNECTOR	5								
36	111E-0808	CONNECTOR	2								
37	111F-0808	CONNECTOR	1								
38	8425	CLAMP	6								
39	9298	RUBBER PAD	7								

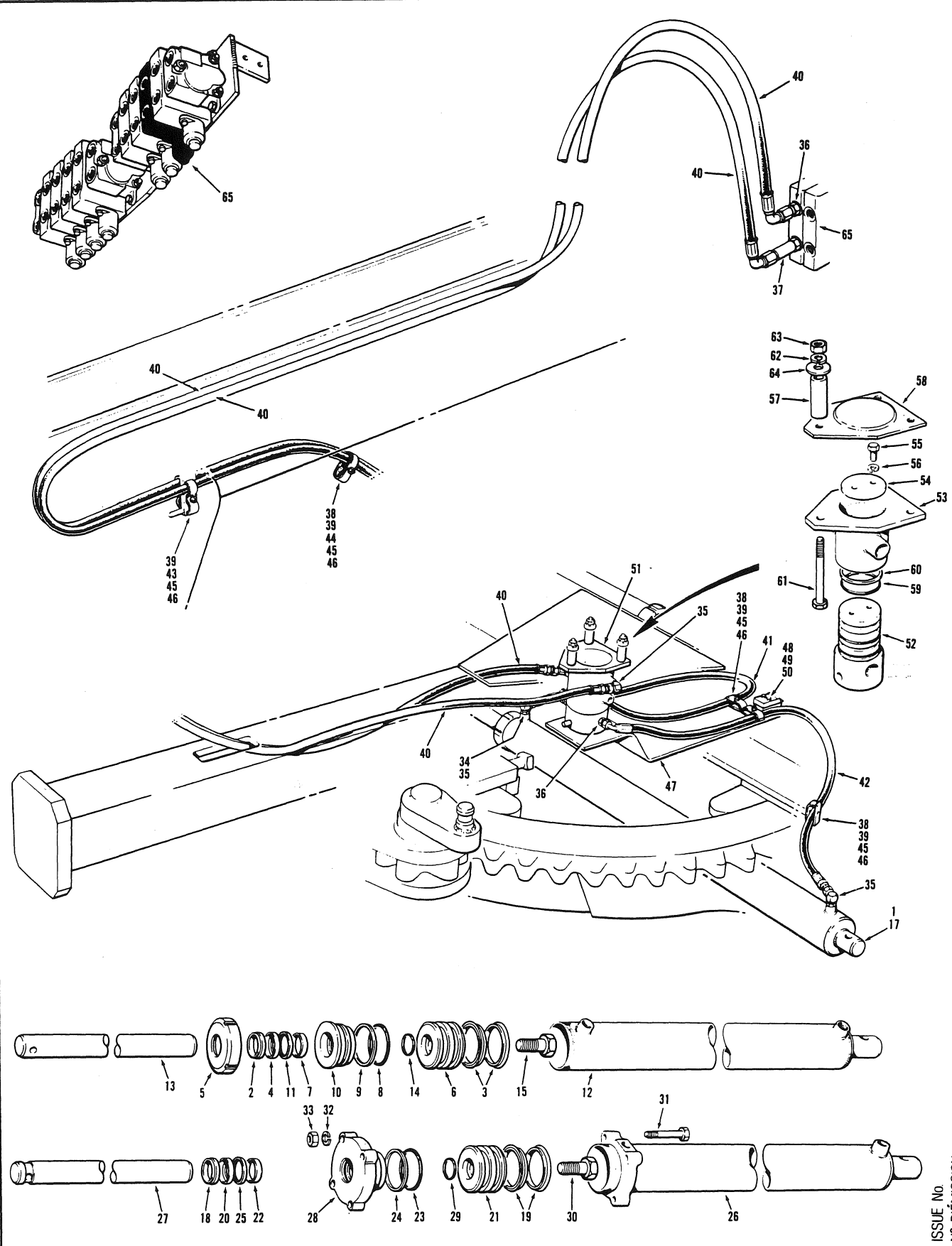
CHAMPION ROAD MACHINERY

APRIL 1991

SLIDE SHIFT CYLINDER & CIRCUIT - Models 710 thru 780A

FOR LIST OF PARTS - TURN THIS PAGE

7



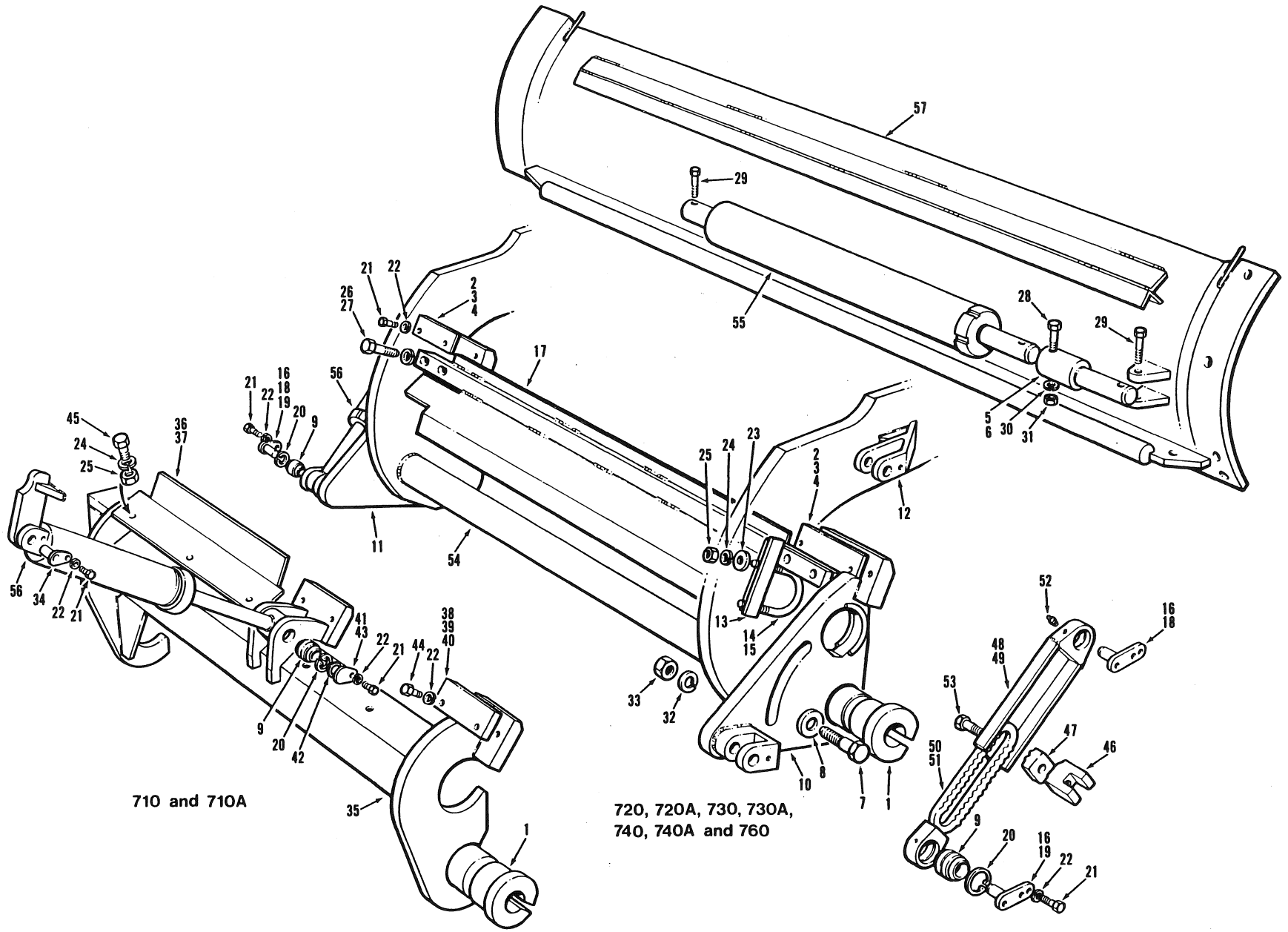
EFFECTIVE SERIAL NUMBER(S) 21283 & UP
 NUMERO(S) DE SÉRIE EFFECTIF(S)
 NUMERO(S) DE SERIE EFECTIVO(S)

700 SERIES
SERIE 700

SECTION 2 **PAGE 15**
SECCION 2 **PAGINA 15**

ISSUE No.
 N° D'ÉMISSION
 N° DE EDICIÓN

SECTION SECCION	2	PAGE PAGINA	16	ISSUE No. N° D'ÉMISSION N° DE EDICION	7	SLIDE SHIFT CYLINDER & CIRCUIT - Models 710 thru 780A			APRIL 1991
No. N° N°	PART No. N° DE PIÈCE N° DE PIEZA	DESCRIPTION DÉSCRIPTION DESCRIPCION	No. REQ. N° REQ. N° REQ.	REMARKS REMARQUES NOTAS	No. N° N°	PART No. N° DE PIÈCE N° DE PIEZA	DESCRIPTION DÉSCRIPTION DESCRIPCION	No. REQ. N° REQ. N° REQ.	REMARKS REMARQUES NOTAS
1	46086	SLIDE SHIFT CYLINDER SLIDE SHIFT CYLINDER ASSEMBLY - INCLUDES ITEMS 2 to 15	1	710 thru 740A	40	14382 x 300	HOSE	2	
	48953	REPAIR KIT FOR 46086 - CYLINDER ASSEMBLY - INCLUDES ITEMS 2, 3, 4, 7, 8, 9, 11, 14 & 15			41	14382 x 63	HOSE	1	
					42	14382 x 69	HOSE	1	
					43	27756	CLAMP	2	
2	12035	WIPER	1		44	50A-0624	BOLT	1	
3	12036	PISTON SEAL	2		45	14A-06	LOCKWASHER	6	
4	12037	ROD SEAL	1		46	30A-06	NUT	6	
5	17608	CYLINDER NUT	1		47	42180	DRIVE ARM ASSEMBLY	1	
6	42151	PISTON	1		48	50A-0516	BOLT	2	
7	43074	WEAR RING	1		49	14A-05	LOCKWASHER	2	
8	44244	O-RING	1		50	30A-05	NUT	2	
9	44266	BACK-UP RING	1						
10	45734	GLAND	1				HYDRAULIC SWIVEL JOINT ASSEMBLY		
11	45890	BUFFER RING	1		51	*58299	HYDRAULIC SWIVEL JOINT ASSEMBLY - INCLUDES ITEMS 52 to 58, 59 & 60	1	USED WITH MANUAL TILT MOLDBOARD
12	46087	CYLINDER BARREL	1						
13	46749	PISTON ROD	1						
14	12A-224	O-RING	1		52		SPPOOL } NOT AVAILABLE	1	
15	50A-1620	BOLT	1		53		BODY } SEPARATELY	1	
		HEAVY DUTY SLIDE SHIFT CYLINDER		750 thru 780A	54	2467	WASHER - RETAINER	1	
17	46746	SLIDE SHIFT CYLINDER ASSEMBLY - HEAVY CIRCLE, - INCLUDES ITEMS 18 to 33	1		55	50A-0508	BOLT	2	
	48953	REPAIR KIT FOR 46746 - CYLINDER ASSEMBLY - INCLUDES ITEMS 18 to 20, 22 to 25, 29 & 30			56	14A-05	LOCKWASHER	2	
18	12035	WIPER	1		57	*58328	SPACER	3	
19	12036	PISTON SEAL	1		58	46617	COVER	1	
20	12037	ROD SEAL	1		59	*58326	O-RING	3	
21	42151	PISTON	1		60	51500	BACK-UP RING	2	
22	43074	WEAR RING	1		61	50A-0844	BOLT	3	
23	44244	O-RING	1		62	14A-08	LOCKWASHER	3	
24	44266	BACK-UP RING	1		63	30A-08	NUT	3	
25	45890	BUFFER RING	1		64	*14C-08	WASHER	3	
26	46747	CYLINDER BARREL	1		65		MANIFOLD VALVE ASSEMBLY	REF.	Sect 4 Pg 7
27	46749	PISTON ROD	1						
28	46757	GLAND	1						
29	12A-224	O-RING	1						
30	50A-1620	BOLT	1						
31	50A-0832	BOLT	4						
32	14A-08	LOCKWASHER	4						
33	30A-08	NUT	4						
34	111A-0808	CONNECTOR	1	710/710A					
35	111B-0808	CONNECTOR	5						
36	111E-0808	CONNECTOR	2						
37	111F-0808	CONNECTOR	1						
38	8425	CLAMP	6						
39	9298	RUBBER PAD	7						



710 and 710A

720, 720A, 730, 730A,
740, 740A and 760

ISSUE No.
N° D'ÉMISSION
N° DE EDICION 1 REVISION A

MANUAL & POWER TILT MOLDBOARD INSTALLATIONS

APRIL 1986

FOR LIST OF PARTS - TURN THIS PAGE

POUR LA LISTE DES PIÈCES - VOIR AU VERSO

PARA LA LISTA DE LAS PIEZAS - VER AL VERSO

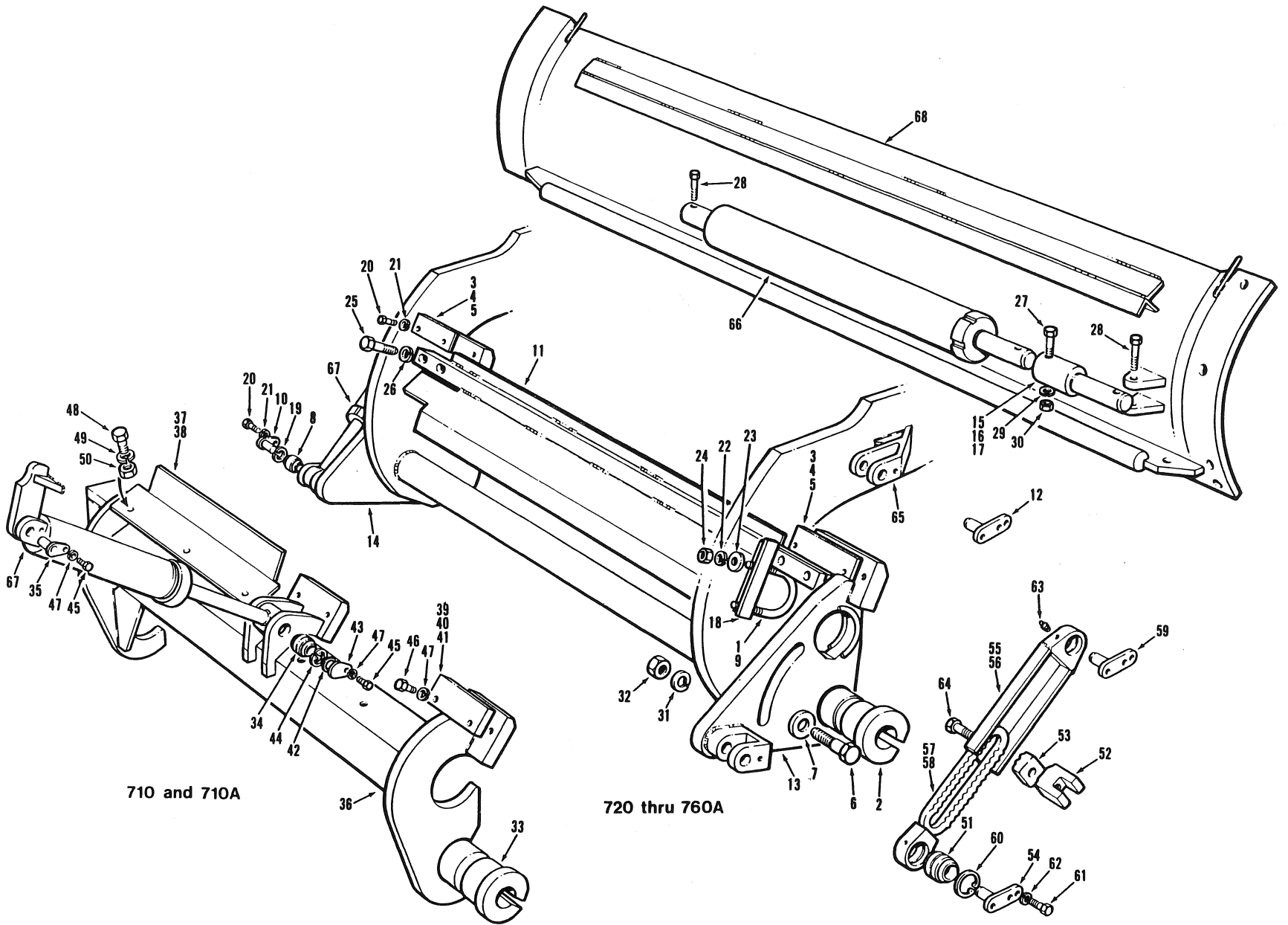
EFFECTIVE SERIAL NUMBERS) 16224, 16245 TO 16885,
NUMEROS) DE SERIE EFFECTIFS) 16888 TO 16893
NUMEROS) DE SERIE EFECTIVOS)

700 SERIES
SERIE 700

SECTION 2 PAGE 17
SECCION 2 PAGINA 17

SECTION SECCION	2	PAGE PAGINA	18	ISSUE No. N° D'ÉMISSION N° DE EDICION	1 REVISION A	MANUAL & POWER TILT MOLDBOARD INSTALLATIONS				APRIL 1986
No. N° N°	PART No. N° DE PIÈCE N° DE PIEZA	DESCRIPTION DÉSCRIPTION DESCRIPCION	No. REQ. N° REQ. N° REQ.	REMARKS REMARQUES NOTAS	No. N° N°	PART No. N° DE PIECE N° DE PIEZA	DESCRIPTION DÉSCRIPTION DESCRIPCION	No. REQ. N° REQ. N° REQ.	REMARKS REMARQUES NOTAS	
<u>DUAL CYLINDER POWER TILT MOLDBOARD</u>				720 THRU 760		<u>SINGLE CYLINDER TILT MOLDBOARD</u>				710/710A
1	12349	LOWER SLIDE CASTING	2		34	24207	BEARING PIN - UPPER	1		
2	14358-1	QUADRANT WEAR PLATE - 1/2"	A.R.		35	27985	QUADRANT	1		
3	14358-2	QUADRANT WEAR PLATE - 3/8"	A.R.		36	33315	STONE GUARD - L.H.	1		
4	14358-3	QUADRANT WEAR PLATE - 1/4"	A.R.		37	33316	STONE GUARD - R.H.	1		
5	17759	EXTENSION - CYLINDER - 13 FOOT MOLDBOARD	A.R.		38	33325	QUADRANT WEAR PLATE - 1/4"	A.R.		
6	17760	EXTENSION - CYLINDER - 14 FOOT MOLDBOARD	A.R.		39	33326	QUADRANT WEAR PLATE - 3/8"	A.R.		
7	19598	BOLT	2		40	33327	QUADRANT WEAR PLATE - 1/2"	A.R.		
8	19599	RETAINING WASHER	2						UP TO U.S.	
9	19629	SPHERICAL BEARING - 35mm	A.R.		41	33375	BEARING PIN - LOWER	1	S/N 2275-2 ONLY	
10	27513	QUADRANT - R.H.	1							
11	27514	QUADRANT - L.H.	1							
12	27721	STRADDLE MOUNT	A.R.	REPAIR PART					S/N 16224, 16245 & UP	
13	27834	SLIDE CYLINDER CLAMP	1		42	*41397	SPACER - (USED WITH ITEM 43)	2		
14	27836	U-CLAMP	1		43	*41398	BEARING PIN - LOWER	1	U.S. 2276-2 & UP	
15	9513 X 13.	RUBBER HOSE - (USED WITH ITEM 14)	1							
16	27838	BEARING PIN - 35mm	4	USED UP TO S/N 16737 & U.S. 2386-2	44	50A-0612	BOLT	6		
17	32715	GUARD - SLIDE SHIFT CYLINDER	1		45	50A-0808	BOLT	6		
				<u>MANUAL TILT LINK ASSEMBLY</u>						
18	*24207	BEARING PIN - UPPER	2	USED ON S/N 16738 & UP	46	12543	ADJUSTING NUT	2		
19	*42046	BEARING PIN - LOWER	2	U.S. 2387-2 & UP	47	23065	LOCKING BLOCK	2		
20	19B-218	SNAP RING	A.R.		48	32909	OUTER TILT LINK - R.H.	1		
21	50A-0608	BOLT	8		49	32910	OUTER TILT LINK - L.H.	1		
22	14A-06	LOCKWASHER	A.R.		50	32911	INNER TILT LINK - R.H.	1		
23	14C-08	FLATWASHER	A.R.		51	32912	INNER TILT LINK - L.H.	1		
24	14A-08	LOCKWASHER	A.R.		52	29A-02	GREASE FITTING	4		
25	30A-08	NUT	A.R.		53	51A-1628	BOLT	2		
26	50A-1220	BOLT	A.R.							
27	14A-12	LOCKWASHER	A.R.		54		CIRCLE & DRAWBAR ASSEMBLY	REF.	SECTION 2 PAGE 2/4	
28	51A-1632	BOLT	1							
29	51A-1640	BOLT	2							
30	14A-16	LOCKWASHER	3		55		SLIDE SHIFT CYLINDER & CIRCUIT	REF.	SECTION 2 PAGE 14/16	
31	31A-16	NUT	3							
32	14A-20	LOCKWASHER	2							
33	30A-20	NUT	2		56		POWER TILT CYLINDER & CIRCUIT	REF.	SECTION 2 PAGE 24/26	
					57		MOLDBOARD, EDGES & EXTENSIONS	REF.	SECTION 2 PAGE 20	

CHAMPION ROAD MACHINERY



710 and 710A

720 thru 760A

ISSUE No.
N° D'ÉMISSION
N° DE EDICION 2 REVISION A

MANUAL & POWER TILT MOLDBOARD INSTALLATIONS - MODEL 710 THRU 760A

MAY 1987

FOR LIST OF PARTS - TURN THIS PAGE

POUR LA LISTE DES PIÈCES - VOIR AU VERSO

PARA LA LISTA DE LAS PIEZAS - VER AL VERSO

EFFECTIVE SERIAL NUMBER(S) 16886, 16887, 16894 & UP
 NUMEROS(S) DE SERIE EFFECTIF(S)
 NUMEROS(S) DE SERIE EFFECTIVO(S)
 U.S. 2487-2 & UP

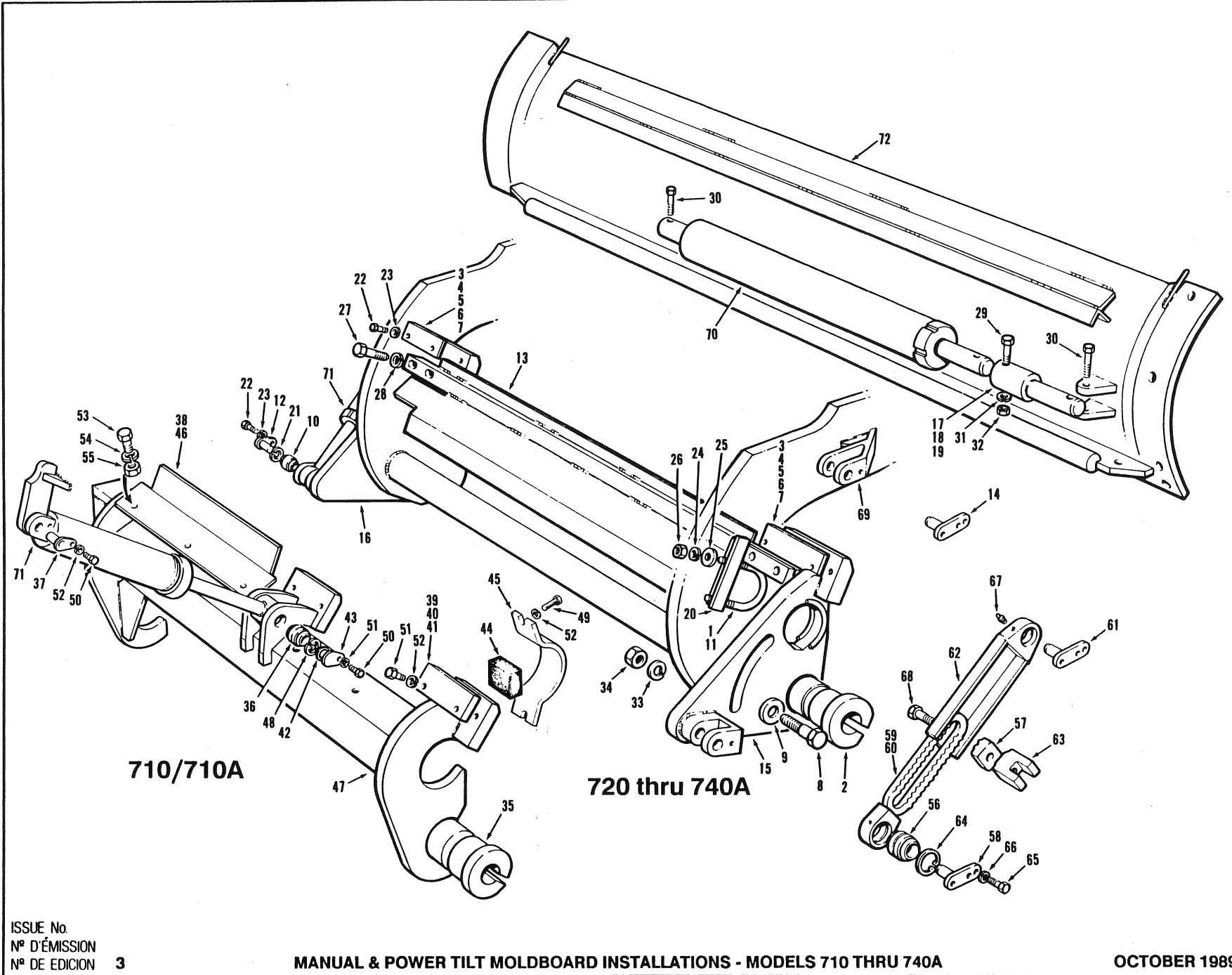
700 SERIES
 SERIE 700

SECTION 2
 SECTION 2
 PAGE 17
 PAGINA 17

USE ONLY CHAMPION APPROVED PARTS

SECTION SECCION		PAGE PAGINA		ISSUE No. N° D'EMISSION N° DE EDICION		2 REVISION A		MANUAL & POWER TILT MOLDBOARD INSTALLATIONS - MODEL 710 THRU 760A -				MAY 1987	
No. N° N°	PART No. N° DE PIÈCE N° DE PIEZA	DESCRIPTION DÉSCRIPTION DESCRIPCION	No. REQ. N° REQ. N° REQ.	REMARKS REMARQUES NOTAS	No. N° N°	PART No. N° DE PIECE N° DE PIEZA	DESCRIPTION DÉSCRIPTION DESCRIPCION	No. REQ. N° REQ. N° REQ.	REMARKS REMARQUES NOTAS				
<u>DUAL CYLINDER POWER TILT MOLDBOARD</u>				720 THRU 760A	<u>SINGLE CYLINDER TILT MOLDBOARD</u>				710/710A				
1	9513 X 13	RUBBER HOSE - (USED WITH ITEM 18)	1		33	12349	LOWER SLIDE CASTING	2					
2	12349	LOWER SLIDE CASTING	2		34	19629	SPHERICAL BEARING - 35mm	1					
3	14358-1	QUADRANT WEAR PLATE - 1/2"	A.R.		35	24207	BEARING PIN - UPPER	1					
4	14358-2	QUADRANT WEAR PLATE - 3/8"	A.R.		36	27985	QUADRANT	1					
5	14358-3	QUADRANT WEAR PLATE - 1/4"	A.R.		37	33315	STONE GUARD - L.H.	1					
6	19598	BOLT	2		38	33316	STONE GUARD - R.H.	1					
7	19599	RETAINING WASHER	2		39	33325	QUADRANT WEAR PLATE - 1/4"	A.R.					
8	19629	SPHERICAL BEARING - 35mm	2		40	33326	QUADRANT WEAR PLATE - 3/8"	A.R.					
9	27836	U-CLAMP	1		41	33327	QUADRANT WEAR PLATE - 1/2"	A.R.					
10	24207	BEARING PIN - LOWER	2		42	41397	SPACER - (USED WITH ITEM 43)	2					
11	32715	GUARD - SLIDE SHIFT CYLINDER	1		43	41398	BEARING PIN - LOWER	1					
12	42046	BEARING PIN - UPPER	2		44	19B-218	SNAP RING	1					
13	42434	QUADRANT - R.H.	1		45	50A-0608	BOLT	2					
14	42435	QUADRANT - L.H.	1		46	50A-0610	BOLT	6					
15	42613	EXTENSION - CYLINDER - 12 FOOT MOLDBOARD	1		47	14A-06	LOCKWASHER	8					
16	42614	EXTENSION - CYLINDER - 13 FOOT MOLDBOARD	1		48	50A-0808	BOLT	6					
17	42615	EXTENSION - CYLINDER - 14 FOOT MOLDBOARD	1		49	14A-08	LOCKWASHER	6					
18	*44157	SLIDE CYLINDER CLAMP	1		50	30A-08	NUT	6					
19	19B-218	SNAP RING	2				<u>MANUAL TILT LINK ASSEMBLY</u>						
20	50A-0608	BOLT	8										
21	14A-06	LOCKWASHER	8		51	19629	SPHERICAL BEARING - 35mm	2					
22	14A-08	LOCKWASHER	2		52	12543	ADJUSTING NUT	2					
23	14C-08	FLATWASHER	2		53	23065	LOCKING BLOCK	2					
24	30A-08	NUT	2		54	24207	BEARING PIN - LOWER	2					
25	*50A-1224	BOLT	4		55	32909	OUTER TILT LINK - R.H.	1					
26	14A-12	LOCKWASHER	4		56	32910	OUTER TILT LINK - L.H.	1					
27	51A-1632	BOLT	1		57	32911	INNER TILT LINK - R.H.	1					
28	51A-1640	BOLT	2		58	32912	INNER TILT LINK - L.H.	1					
29	14A-16	LOCKWASHER	3		59	42046	BEARING PIN - UPPER	2					
30	31A-16	NUT	3		60	19B-218	SNAP RING	1					
31	14A-20	LOCKWASHER	2		61	50A-0608	BOLT	4					
32	30A-20	NUT	2		62	14A-06	LOCKWASHER	4					
					63	29A-02	GREASE FITTING	4					
					64	51A-1628	BOLT	2					
					65		CIRCLE & DRAWBAR ASSEMBLY	REF.	SECTION 2 PAGE 2/4/6				
					66		SLIDE SHIFT CYLINDER & CIRCUIT	REF.	SECTION 2 PAGE 14/16				
					67		POWER TILT CYLINDER & CIRCUIT	REF.	SECTION 2 PAGE 24/26				
					68		MOLDBOARDS, EDGES & EXTENSIONS	REF.	SECTION 2 PAGE 20				

CHAMPION ROAD MACHINERY



710/710A

720 thru 740A

ISSUE No.
N° D'ÉMISSION
N° DE EDICION 3

MANUAL & POWER TILT MOLDBOARD INSTALLATIONS - MODELS 710 THRU 740A

OCTOBER 1989

FOR LIST OF PARTS - TURN THIS PAGE POUR LA LISTE DES PIÈCES - VOIR AU VERSO PARA LA LISTA DE LAS PIEZAS - VER AL VERSO

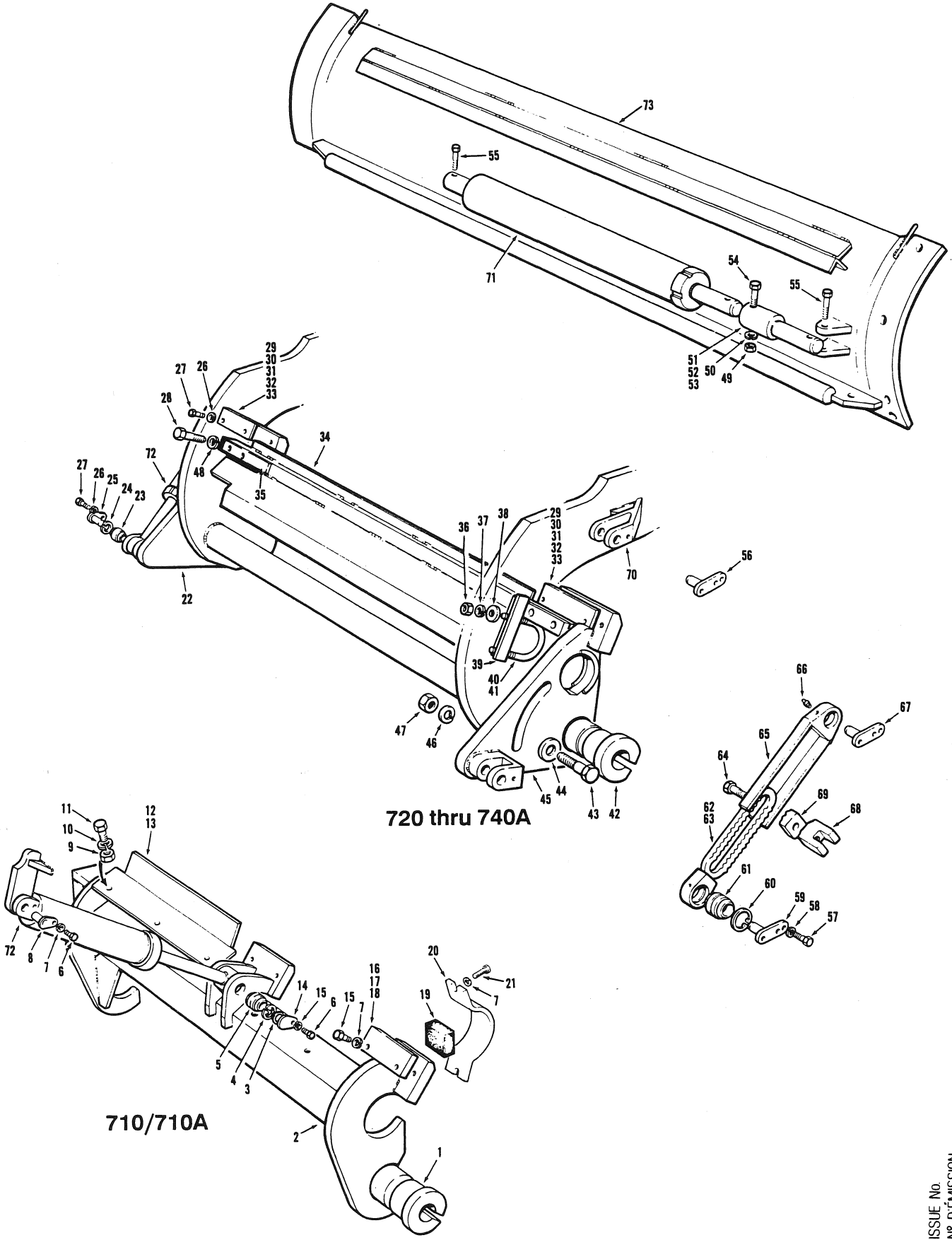
EFFECTIVE SERIAL NUMBER(S)
NUMERO(S) DE SÉRIE EFFECTIF(S)
NUMEROS) DE SERIE EFFECTIVOS)

19173 & UP

700 SERIES
SERIE 700

SECTION 2 PAGE 17
SECCION 2 PAGINA 17

USE ONLY CHAMPION APPROVED PARTS



720 thru 740A

710/710A

ISSUE No.
N° D'ÉMISSION
N° DE EDICION 4

EFFECTIVE SERIAL NUMBER(S)
NUMERO(S) DE SÉRIE EFFECTIF(S)
NUMERO(S) DE SÉRIE EFECTIVO(S)

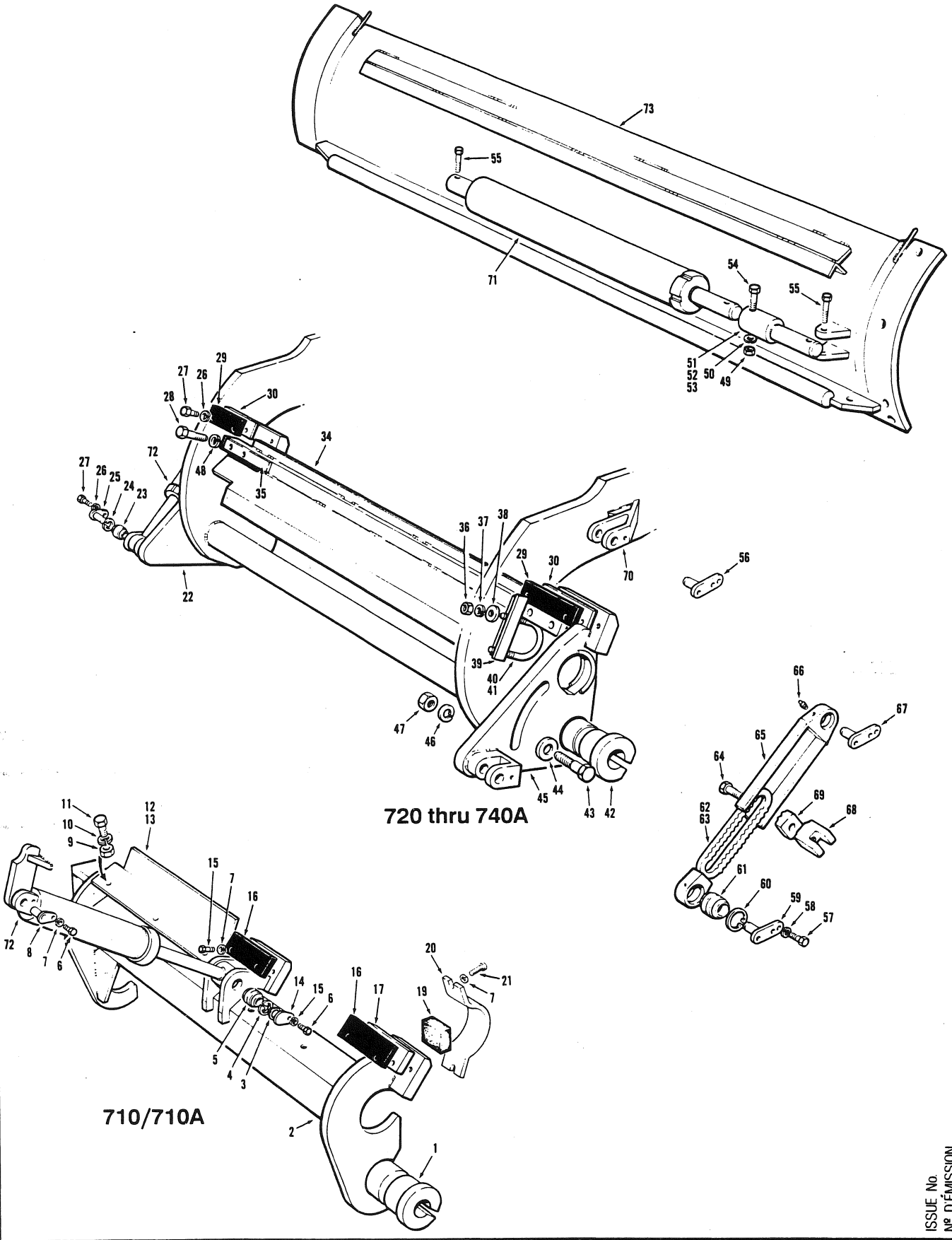
20652, 20662, 20664 & UP

700 SERIES
SERIE 700

SECTION 2 PAGE 17
SECCION 2 PAGINA 17

SECTION SECCION		PAGE PAGINA	ISSUE No. N° D'ÉMISSION N° DE EDICION	MANUAL & POWER TILT MOLDBOARD INSTALLATIONS - Models 710 thru 740A		MAY 1990			
No. N° N°	PART No. N° DE PIÈCE N° DE PIEZA	DESCRIPTION DESCRIPTION DESCRIPCION	No. REQ. N° REQ. N° REQ.	REMARKS REMARQUES NOTAS	No. N° N°	PART No. N° DE PIECE N° DE PIEZA	DESCRIPTION DESCRIPTION DESCRIPCION	No. REQ. N° REQ. N° REQ.	REMARKS REMARQUES NOTAS
<u>SINGLE CYLINDER TILT MOLDBOARD</u>									
1	12349	LOWER SLIDE CASTING	2		44	19599	RETAINING WASHER	2	
2	53664	QUADRANT	1		45	*54760	QUADRANT - R.H.	1	
3	41397	SPACER - (USED WITH ITEM 14)	2		46	14A-20	LOCKWASHER	2	
4	19B-218	SNAP RING	1		47	30A-20	NUT	2	
5	19629	SPHERICAL BEARING - 35 mm	1		48	*14A-14	LOCKWASHER	4	
6	50A-0608	BOLT	2		49	31A-16	NUT	3	
7	14A-06	LOCKWASHER	10		50	14A-16	LOCKWASHER	3	
8	24207	BEARING PIN - UPPER	1		51	42613	EXTENSION - CYLINDER - 12' MOLDBOARD	1	
9	30A-08	NUT	6		52	42614	EXTENSION - CYLINDER - 13' MOLDBOARD	1	
10	14A-08	LOCKWASHER	6		53	42615	EXTENSION - CYLINDER - 14' MOLDBOARD	1	
11	50A-0808	BOLT	6		54	51A-1632	BOLT	1	
12	33315	STONE GUARD - L.H.	1		55	51A-1640	BOLT	2	
13	53604	STONE GUARD - R.H.	1		56	42046	BEARING PIN - UPPER	2	
14	41398	BEARING PIN - LOWER	1		<u>MANUAL TILT LINK ASSEMBLY</u>				
15	50A-0610	BOLT	6		57	50A-0608	BOLT	4	
16	33325	QUADRANT WEAR PLATE - 1/4"	A.R.		58	14A-06	LOCKWASHER	4	
17	33326	QUADRANT WEAR PLATE - 3/8"	A.R.		59	24207	BEARING PIN - LOWER	2	
18	33327	QUADRANT WEAR PLATE - 1/2"	A.R.		60	19B-218	SNAP RING	1	
19	51035	CUSHION BLOCK	1		61	19629	SPHERICAL BEARING - 35 mm	4	
20	53346	CLAMPING PLATE	1		62	32911	INNER TILT LINK - R.H.	1	
21	50A-0607	BOLT	2		63	32912	INNER TILT LINK - L.H.	1	
<u>DUAL CYLINDER POWER TILT MOLDBOARD</u>									
				720 thru 740A					
22	*54761	QUADRANT - L.H.	1		64	51A-1628	BOLT	2	
23	19629	SPHERICAL BEARING - 35 mm	2		65	48076	OUTER TILT LINK	2	
24	19B-218	SNAP RING	2		66	29A-02	GREASE FITTING	2	
25	24207	BEARING PIN - LOWER	2		67	42046	BEARING PIN - UPPER	2	
26	14A-06	LOCKWASHER	8		68	51047	ADJUSTING NUT	2	
27	50A-0610	BOLT	8		69	23065	LOCKING BLOCK	2	
28	*50A-1424	BOLT	4		70		CIRCLE & DRAWBAR ASSEMBLY	REF.	SECTION 2 PAGE 4
29	14358-1	QUADRANT WEAR PLATE - 1/2"	A.R.		71		SLIDE SHIFT CYLINDER & CIRCUIT	REF.	SECTION 2 PGS. 14 & 16
30	14358-2	QUADRANT WEAR PLATE - 3/8"	A.R.		72		POWER TILT CYLINDER & CIRCUIT	REF.	SECTION 2 PGS. 24 & 26
31	14358-3	QUADRANT WEAR PLATE - 1/4"	A.R.		73		MOLDBOARDS, EDGES & EXTENSIONS	REF.	SECTION 2 PAGE 20
32	14358-4	QUADRANT WEAR PLATE - 1/16"	A.R.						
33	14358-5	QUADRANT WEAR PLATE - 3/4"	A.R.						
34	*54752	GUARD - SLIDE SHIFT CYLINDER	1						
35	*54755	CLAMP BAR	2						
36	30A-08	NUT	2						
37	14A-08	LOCKWASHER	2						
38	14C-08	FLATWASHER	2						
39	*54753	SLIDE CYLINDER CLAMP	1						
40	9513 x 13	RUBBER HOSE - (USED WITH ITEM 39)	1						
41	27836	U-CLAMP	1						
42	12349	LOWER SLIDE CASTING	2						
43	19598	BOLT	2						

CHAMPION ROAD MACHINERY



ISSUE No.
N° D'ÉMISSION
N° DE EDICION 5

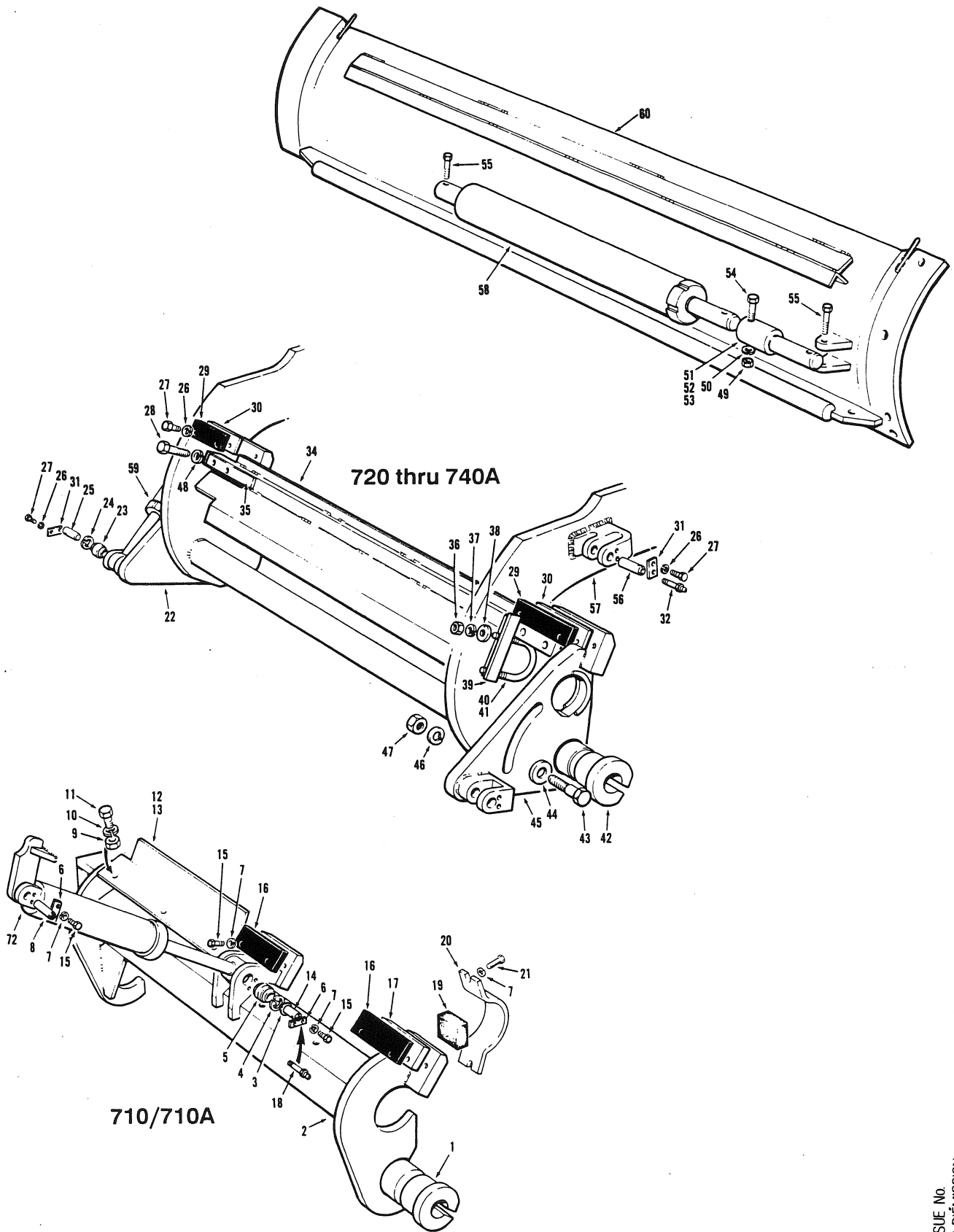
EFFECTIVE SERIAL NUMBER(S)
NUMERO(S) DE SÉRIE EFFECTIF(S)
NUMERO(S) DE SERIE EFECTIVO(S)

20719 & UP
EXCLUDING 20731

700 SERIES
SERIE 700

SECTION 2 PAGE 17
SECCION 2 PAGINA 17

SECTION SECCION		PAGE PAGINA		ISSUE No. N° D'ÉMISSION N° DE EDICION		MANUAL & POWER TILT MOLDBOARD INSTALLATIONS - Models 710 thru 740A			JULY 1990	
No. N° N°	PART No. N° DE PIÈCE N° DE PIEZA	DESCRIPTION DÉSCRIPTION DESCRIPCION	No. REQ. N° REQ. N° REQ.	REMARKS REMARQUES NOTAS	No. N° N°	PART No. N° DE PIÈCE N° DE PIEZA	DESCRIPTION DÉSCRIPTION DESCRIPCION	No. REQ. N° REQ. N° REQ.	REMARKS REMARQUES NOTAS	
SINGLE CYLINDER TILT MOLDBOARD			710/710A			41	27836	U-CLAMP	1	
1	12349	LOWER SLIDE CASTING	2		42	12349	LOWER SLIDE CASTING	2		
2	53664	QUADRANT	1		43	19598	BOLT	2		
3	41397	SPACER - (USED WITH ITEM 14)	2		44	19599	RETAINING WASHER	2		
4	19B-218	SNAP RING	1		45	54760	QUADRANT - R.H.	1		
5	19629	SPHERICAL BEARING - 35 mm	1		46	14A-20	LOCKWASHER	2		
6	50A-0608	BOLT	2		47	30A-20	NUT	2		
7	14A-06	LOCKWASHER	10		48	14A-14	LOCKWASHER	4		
8	24207	BEARING PIN - UPPER	1		49	31A-16	NUT	3		
9	30A-08	NUT	6		50	14A-16	LOCKWASHER	3		
10	14A-08	LOCKWASHER	6		51	42613	EXTENSION - CYLINDER - 12' MOLDBOARD	1		
11	50A-0808	BOLT	6		52	42614	EXTENSION - CYLINDER - 13' MOLDBOARD	1		
12	33315	STONE GUARD - L.H.	1		53	42615	EXTENSION - CYLINDER - 14' MOLDBOARD	1		
13	53604	STONE GUARD - R.H.	1		54	51A-1632	BOLT	1		
14	41398	BEARING PIN - LOWER	1		55	51A-1640	BOLT	2		
15	50A-0610	BOLT	6		56	42046	BEARING PIN - UPPER	2		
16	*56790	DURAMIDE BEARING PLATE	3		MANUAL TILT LINK ASSEMBLY					
17	33325	SHIM - 1/4"	A.R.		57	50A-0608	BOLT	4		
	33326	SHIM - 3/8"	A.R.		58	14A-06	LOCKWASHER	4		
	33327	SHIM - 1/2"	A.R.		59	24207	BEARING PIN - LOWER	2		
19	51035	CUSHION BLOCK	1		60	19B-218	SNAP RING	1		
20	53346	CLAMPING PLATE	1		61	19629	SPHERICAL BEARING - 35 mm	4		
21	50A-0607	BOLT	2		62	32911	INNER TILT LINK - R.H.	1		
DUAL CYLINDER POWER TILT MOLDBOARD			720 thru 740A			63	32912	INNER TILT LINK - L.H.	1	
22	54761	QUADRANT - L.H.	1		64	51A-1628	BOLT	2		
23	19629	SPHERICAL BEARING - 35 mm	2		65	48076	OUTER TILT LINK	2		
24	19B-218	SNAP RING	2		66	29A-02	GREASE FITTING	2		
25	24207	BEARING PIN - LOWER	2		67	42046	BEARING PIN - UPPER	2		
26	14A-06	LOCKWASHER	8		68	51047	ADJUSTING NUT	2		
27	50A-0610	BOLT	8		69	23065	LOCKING BLOCK	2		
28	50A-1424	BOLT	4		CIRCLE & DRAWBAR ASSEMBLY					
29	*56423	DURAMIDE BEARING PLATE	2		70			REF.	SECTION 2	
30	14358-1	SHIM - 1/2"	A.R.		71		SLIDE SHIFT CYLINDER & CIRCUIT	REF.	PAGE 4	
	14358-2	SHIM - 3/8"	A.R.						SECTION 2	
	14358-3	SHIM - 1/4"	A.R.						PGS. 14 & 16	
	14358-4	SHIM - 1/16"	A.R.		72		POWER TILT CYLINDER & CIRCUIT	REF.	SECTION 2	
	14358-5	SHIM - 3/4"	A.R.						PGS. 24 & 26	
34	54752	GUARD - SLIDE SHIFT CYLINDER	1		73		MOLDBOARDS, EDGES & EXTENSIONS	REF.	SECTION 2	
35	54755	CLAMP BAR	2		SECTION 2					
36	30A-08	NUT	2		PAGE 20					
37	14A-08	LOCKWASHER	2							
38	14C-08	FLATWASHER	2							
39	54753	SLIDE CYLINDER CLAMP	1							
40	9513 x 13	RUBBER HOSE - (USED WITH ITEM 39)	1							



720 thru 740A

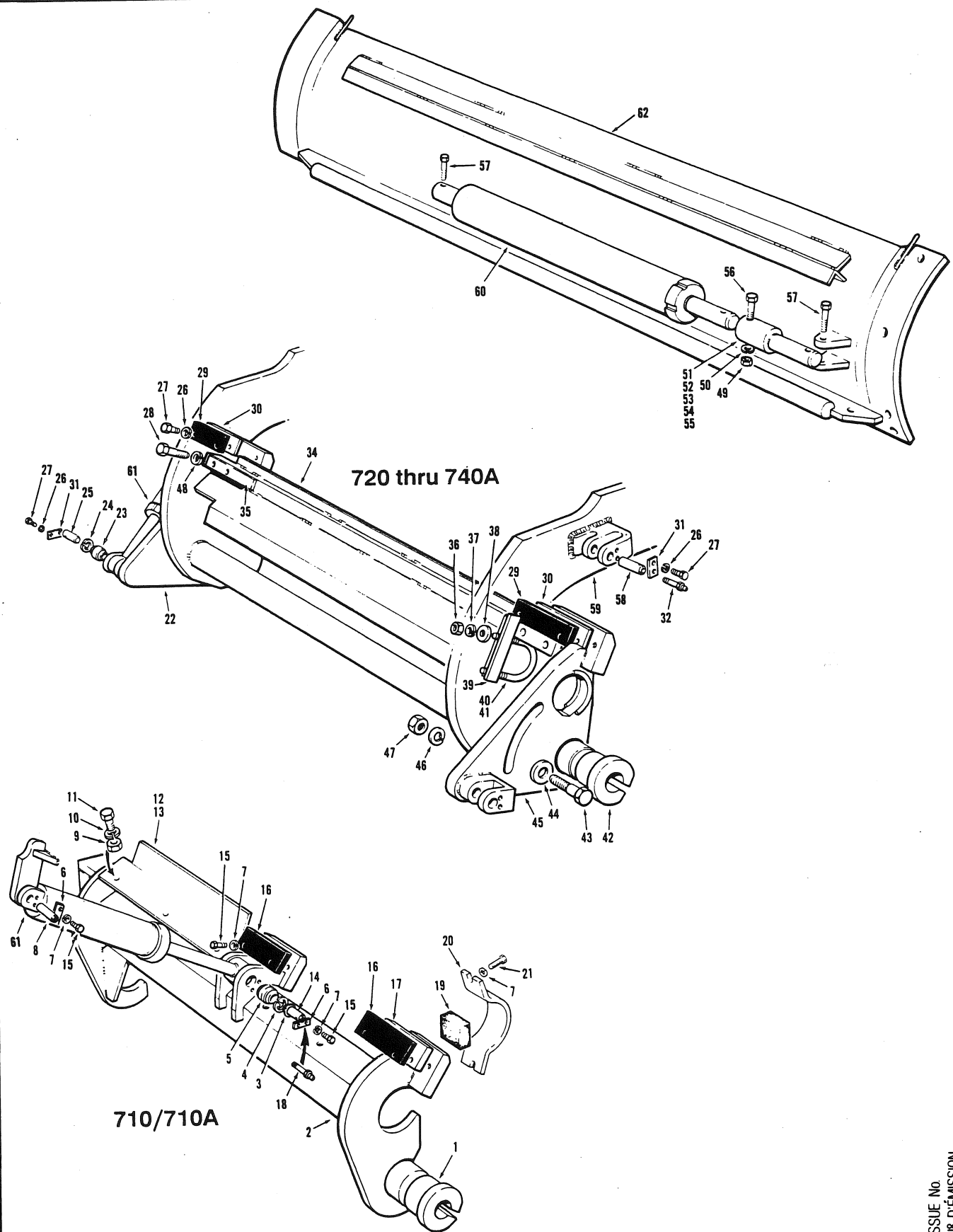
710/710A

EFFECTIVE SERIAL NUMBER(S) 21254 & UP
 NUMERO(S) DE SÉRIE EFFECTIF(S)
 NUMERO(S) DE SERIE EFECTIVO(S)

700 SERIES
 SERIE 700

SECTION 2 PAGE 17
 SECCION 2 PAGINA 17

SECTION SECCION		PAGE PAGINA	ISSUE No. N° D'ÉMISSION N° DE EDICION	MOLDBOARD INSTALLATIONS - Models 710 thru 740A		FEBRUARY 1991			
2		18	6						
No. N° N°	PART No. N° DE PIÈCE N° DE PIEZA	DESCRIPTION DÉSCRIPTION DESCRIPCION	No. REQ. N° REQ. N° REQ.	REMARKS REMARQUES NOTAS	No. N° N°	PART No. N° DE PIECE N° DE PIEZA	DESCRIPTION DÉSCRIPTION DESCRIPCION	No. REQ. N° REQ. N° REQ.	REMARKS REMARQUES NOTAS
SINGLE CYLINDER TILT MOLDBOARD				710/710A	31	*56909	LOCK PLATE	4	
1	12349	LOWER SLIDE CASTING	2		32	*29G-01	GREASE FITTING	4	
2	*49042	QUADRANT	1		34	54752	GUARD - SLIDE SHIFT CYLINDER	1	
3	41397	SPACER - (USED WITH ITEM 14)	2		35	54755	CLAMP BAR	2	
4	19B-218	SNAP RING	1		36	30A-08	NUT	2	
5	19629	SPHERICAL BEARING - 35 mm	1		37	14A-08	LOCKWASHER	2	
6	*56909	LOCK PLATE	2		38	14C-08	FLATWASHER	2	
7	14A-06	LOCKWASHER	10		39	54753	SLIDE CYLINDER CLAMP	1	
8	*59047	BEARING PIN - UPPER	1		40	9513 x 13	RUBBER HOSE - (USED WITH ITEM 39)	1	
9	30A-08	NUT	6		41	27836	U-CLAMP	1	
10	14A-08	LOCKWASHER	6		42	12349	LOWER SLIDE CASTING	2	
11	50A-0808	BOLT	6		43	19598	BOLT	2	
12	33315	STONE GUARD - L.H.	1		44	19599	RETAINING WASHER	2	
13	53604	STONE GUARD - R.H.	1		45	*59036	QUADRANT - R.H.	1	
14	*59050	BEARING PIN - LOWER	1		46	14A-20	LOCKWASHER	2	
15	50A-0610	BOLT	10		47	30A-20	NUT	2	
16	56790	DURAMIDE BEARING PLATE	3		48	14A-14	LOCKWASHER	4	
	33325	SHIM - 1/4"	3		49	31A-16	NUT	3	
17	33326	SHIM - 3/8"	1		50	14A-16	LOCKWASHER	3	
	33327	SHIM - 1/2"	1		51	42613	EXTENSION - CYLINDER - 12' MOLDBOARD	1	
18	*29G-01	GREASE FITTING	2		52	42614	EXTENSION - CYLINDER - 13' MOLDBOARD	1	
19	51035	CUSHION BLOCK	1		53	42615	EXTENSION - CYLINDER - 14' MOLDBOARD	1	
20	53346	CLAMPING PLATE	1		54	51A-1632	BOLT	1	
21	50A-0607	BOLT	2		55	51A-1640	BOLT	2	
					56	*59023	BEARING PIN - UPPER	2	
DUAL CYLINDER POWER TILT MOLDBOARD				720 thru 740A					
22	*59037	QUADRANT - L.H.	1						
23	19629	SPHERICAL BEARING - 35 mm	2		57		CIRCLE & DRAWBAR ASSEMBLY	REF.	Sect 2 Pg 3
24	19B-218	SNAP RING	2		58		SLIDE SHIFT CYLINDER & CIRCUIT	REF.	Sect 2
25	*59023	BEARING PIN - LOWER	2		59		POWER TILT CYLINDER & CIRCUIT	REF.	Pgs 13 & 15
26	14A-06	LOCKWASHER	12		60		MOLDBOARDS, EDGES & EXTENSIONS	REF.	Sect 2
27	50A-0610	BOLT	12						Pgs 23 & 25
28	50A-1424	BOLT	4						Sect 2 Pg 21
29	56423	DURAMIDE BEARING PLATE	2						
30	14358-1	SHIM - 1/2"	1						
	14358-2	SHIM - 3/8"	1						
	14358-3	SHIM - 1/4"	2						
	14358-4	SHIM - 1/16"	1						
	14358-5	SHIM - 3/4"	1						



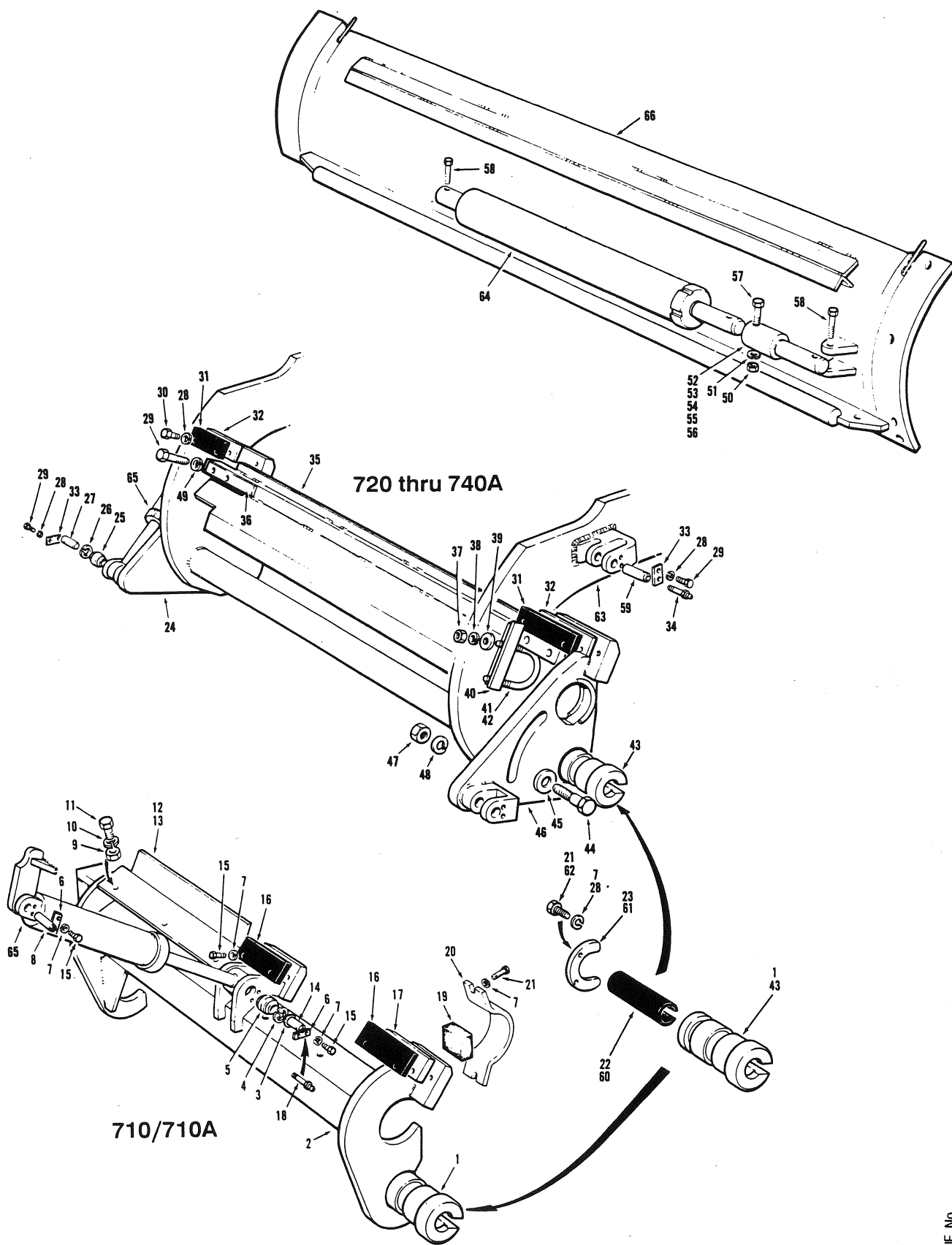
EFFECTIVE SERIAL NUMBER(S) 21283 to 21378 INCLUDING
 NUMERO(S) DE SÉRIE EFFECTIF(S) 21390, 21391, 21405, 21406,
 NUMERO(S) DE SERIE EFECTIVO(S) 21419 & 21420

700 SERIES
SERIE 700

SECTION 2 **PAGE 17**
SECCION 2 **PAGINA 17**

SECTION SECCION	2	PAGE PAGINA	18	ISSUE No. N° D'ÉMISSION N° DE EDICION	7	MOLDBOARD INSTALLATIONS - Models 710 thru 740A				JUNE 1991
No. N° N°	PART No. N° DE PIÈCE N° DE PIEZA	DESCRIPTION DÉSCRIPTION DESCRIPCION	No. REQ. N° REQ. N° REQ.	REMARKS REMARQUES NOTAS	No. N° N°	PART No. N° DE PIÈCE N° DE PIEZA	DESCRIPTION DÉSCRIPTION DESCRIPCION	No. REQ. N° REQ. N° REQ.	REMARKS REMARQUES NOTAS	
		SINGLE CYLINDER TILT MOLDBOARD		710/710A						
1	12349	LOWER SLIDE CASTING	2		31	56909	LOCK PLATE	4		
2	*58459	QUADRANT	1		32	29G-01	GREASE FITTING	4		
3	41397	SPACER - (USED WITH ITEM 14)	2		34	54752	GUARD - SLIDE SHIFT CYLINDER	1		
4	19B-218	SNAP RING	1		35	54755	CLAMP BAR	2		
5	19629	SPHERICAL BEARING - 35 mm	1		36	30A-08	NUT	2		
6	56909	LOCK PLATE	2		37	14A-08	LOCKWASHER	2		
7	14A-06	LOCKWASHER	10		38	14C-08	FLATWASHER	2		
8	59047	BEARING PIN - UPPER	1		39	54753	SLIDE CYLINDER CLAMP	1		
9	30A-08	NUT	6		40	9513 x 13	RUBBER HOSE - (USED WITH ITEM 39)	1		
10	14A-08	LOCKWASHER	6		41	27836	U-CLAMP	1		
11	50A-0808	BOLT	6		42	12349	LOWER SLIDE CASTING	2		
12	33315	STONE GUARD - L.H.	1		43	19598	BOLT	2		
13	53604	STONE GUARD - R.H.	1		44	19599	RETAINING WASHER	2		
14	59050	BEARING PIN - LOWER	1		45	59036	QUADRANT - R.H.	1		
15	50A-0610	BOLT	10		46	14A-20	LOCKWASHER	2		
16	56790	DURAMIDE BEARING PLATE	3		47	30A-20	NUT	2		
	33325	SHIM - 1/4"	3		48	14A-14	LOCKWASHER	4		
17	33326	SHIM - 3/8"	1		49	31A-16	NUT	3		
	33327	SHIM - 1/2"	1		50	14A-16	LOCKWASHER	3		
18	29G-01	GREASE FITTING	2		51	42613	EXTENSION - CYLINDER - 12' MOLDBOARD	1		
19	51035	CUSHION BLOCK	1		52	42614	EXTENSION - CYLINDER - 13' MOLDBOARD	1		
20	53346	CLAMPING PLATE	1		53	42615	EXTENSION - CYLINDER - 14' MOLDBOARD	1		
21	50A-0607	BOLT	2		54	*58424	EXTENSION - CYLINDER - 13' MOLDBOARD - L.H.	1		
		DUAL CYLINDER POWER TILT MOLDBOARD		720 thru 740A	55	*58423	EXTENSION - CYLINDER - 14' MOLDBOARD - L.H.	1		
22	59037	QUADRANT - L.H.	1		56	51A-1632	BOLT	1		
23	19629	SPHERICAL BEARING - 35 mm	2		57	51A-1640	BOLT	2		
24	19B-218	SNAP RING	2		58	59023	BEARING PIN - UPPER	2		
25	59023	BEARING PIN - LOWER	2		59		CIRCLE & DRAWBAR ASSEMBLY	REF.	Sect 2 Pg 3	
26	14A-06	LOCKWASHER	12		60		SLIDE SHIFT CYLINDER & CIRCUIT	REF.	Sect 2	
27	50A-0610	BOLT	12		61		POWER TILT CYLINDER & CIRCUIT	REF.	Pgs 13 & 15	
28	50A-1424	BOLT	4		62		MOLDBOARDS, EDGES & EXTENSIONS	REF.	Sect 2	
29	56423	DURAMIDE BEARING PLATE	2						Pgs 23 & 25	
	14358-1	SHIM - 1/2"	1						Sect 2 Pg 21	
	14358-2	SHIM - 3/8"	1							
30	14358-3	SHIM - 1/4"	2							
	14358-4	SHIM - 1/16"	1							
	14358-5	SHIM - 3/4"	1							

CHAMPION ROAD MACHINERY

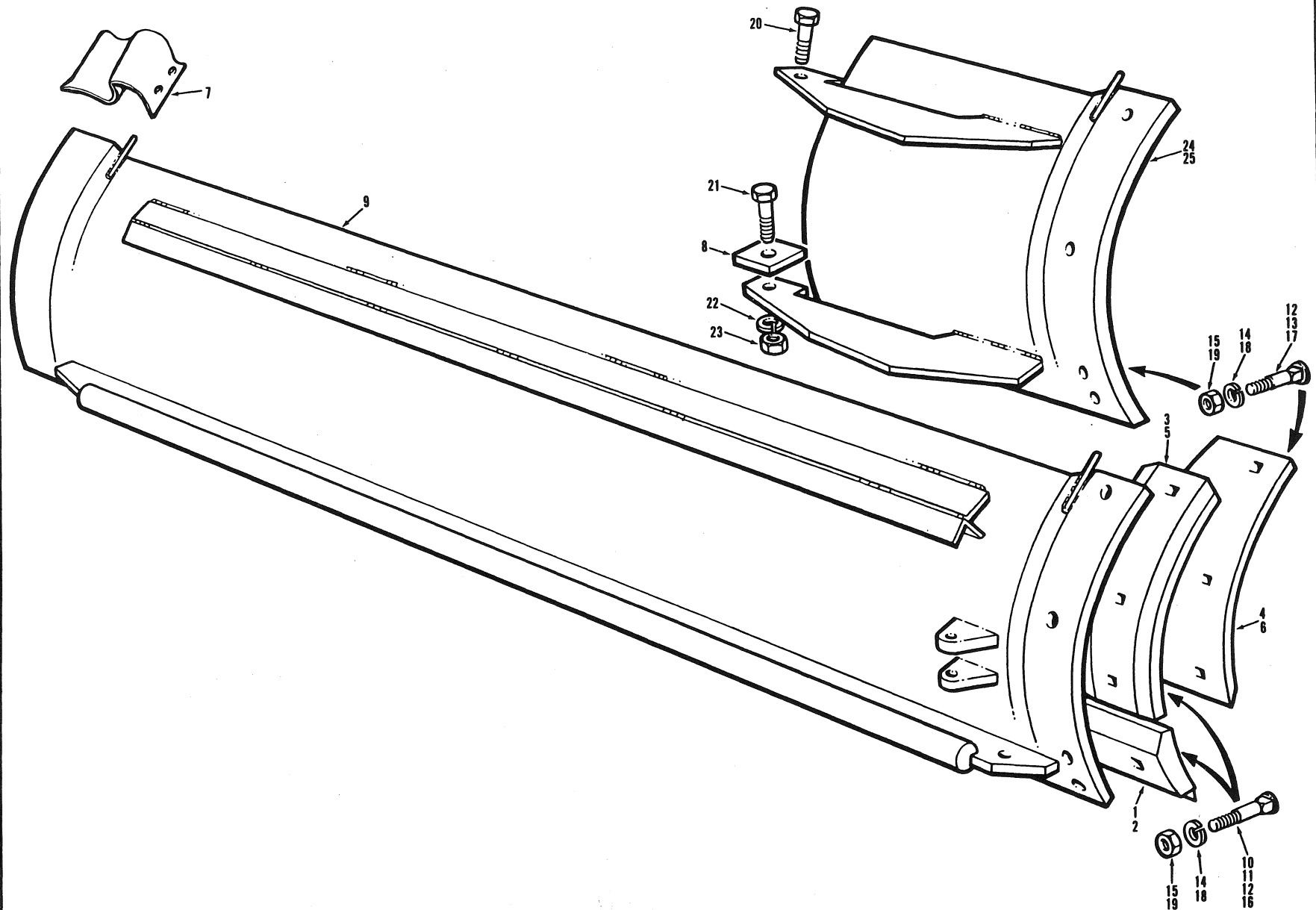


EFFECTIVE SERIAL NUMBER(S) 21379 & UP EXCLUDING
 NUMERO(S) DE SÉRIE EFFECTIF(S) 21390, 21391, 21405, 21406,
 NUMERO(S) DE SERIE EFECTIVO(S) 21419 & 21420

700 SERIES
SERIE 700

SECTION 2 PAGE 17
SECCION 2 PAGINA 17

SECTION SECCION		PAGE PAGINA		ISSUE No. N° D'ÉMISSION N° DE EDICION		MOLDBOARD INSTALLATIONS - Models 710 thru 740A				JUNE 1991	
No. N° N°	PART No. N° DE PIÈCE N° DE PIEZA	DESCRIPTION DÉSCRIPTION DESCRIPCION	No. REQ. N° REQ. N° REQ.	REMARKS REMARQUES NOTAS	No. N° N°	PART No. N° DE PIECE N° DE PIEZA	DESCRIPTION DÉSCRIPTION DESCRIPCION	No. REQ. N° REQ. N° REQ.	REMARKS REMARQUES NOTAS		
SINGLE CYLINDER TILT MOLDBOARD				710/710A		33	56909	LOCK PLATE	4		
1	*58398	SLIDE TUBE	2		34	29G-01	GREASE FITTING	4			
2	*58459	QUADRANT	1		35	54752	GUARD - SLIDE SHIFT CYLINDER	1			
3	41397	SPACER - (USED WITH ITEM 14)	2		36	54755	CLAMP BAR	2			
4	19B-218	SNAP RING	1		37	30A-08	NUT	2			
5	19629	SPHERICAL BEARING - 35 mm	1		38	14A-08	LOCKWASHER	2			
6	56909	LOCK PLATE	2		39	14C-08	FLATWASHER	2			
7	14A-06	LOCKWASHER	10		40	54753	SLIDE CYLINDER CLAMP	1			
8	59047	BEARING PIN - UPPER	1		41	9513 x 13	RUBBER HOSE - (USED WITH ITEM 39)	1			
9	30A-08	NUT	6		42	27836	U-CLAMP	1			
10	14A-08	LOCKWASHER	6		43	*58398	SLIDE TUBE	2			
11	50A-0808	BOLT	6		44	19598	BOLT	2			
12	33315	STONE GUARD - L.H.	1		45	19599	RETAINING WASHER	2			
13	53604	STONE GUARD - R.H.	1		46	59036	QUADRANT - R.H.	1			
14	59050	BEARING PIN - LOWER	1		47	14A-20	LOCKWASHER	2			
15	50A-0810	BOLT	10		48	30A-20	NUT	2			
16	56790	DURAMIDE BEARING PLATE	3		49	14A-14	LOCKWASHER	4			
	33325	SHIM - 1/4"	3		50	31A-16	NUT	3			
17	33326	SHIM - 3/8"	1		51	14A-16	LOCKWASHER	3			
	33327	SHIM - 1/2"	1		52	42613	EXTENSION - CYLINDER - 12' MOLDBOARD	1			
18	29G-01	GREASE FITTING	2		53	42614	EXTENSION - CYLINDER - 13' MOLDBOARD	1			
19	51035	CUSHION BLOCK	1		54	42615	EXTENSION - CYLINDER - 14' MOLDBOARD	1			
20	53346	CLAMPING PLATE	1		55	58424	EXTENSION - CYLINDER - 13' MOLDBOARD - L.H.	1			
21	50A-0607	BOLT	2		56	58423	EXTENSION - CYLINDER - 14' MOLDBOARD - L.H.	1			
22	*58406	DURAMIDE SLIDE BEARING	2		57	51A-1632	BOLT	1			
23	*58399	RETAINER	2		58	51A-1640	BOLT	2			
DUAL CYLINDER POWER TILT MOLDBOARD				720 thru 740A		59	59023	BEARING PIN - UPPER	2		
24	59037	QUADRANT - L.H.	1		60	*58406	DURAMIDE SLIDE BEARING	2			
25	19629	SPHERICAL BEARING - 35 mm	2		61	*58399	RETAINER	2			
26	19B-218	SNAP RING	2		62	*50A-0607	BOLT	4			
27	59023	BEARING PIN - LOWER	2								
28	14A-06	LOCKWASHER	16		63		CIRCLE & DRAWBAR ASSEMBLY	REF.	Sect 2 Pg 3		
29	50A-0610	BOLT	12		64		SLIDE SHIFT CYLINDER & CIRCUIT	REF.	Sect 2		
30	50A-1424	BOLT	4		65		POWER TILT CYLINDER & CIRCUIT	REF.	Pgs 13 & 15 Sect 2		
31	56423	DURAMIDE BEARING PLATE	2		66		MOLDBOARDS, EDGES & EXTENSIONS	REF.	Pgs 23 & 25 Sect 2 Pg 21		
	14358-1	SHIM - 1/2"	1								
	14358-2	SHIM - 3/8"	1								
32	14358-3	SHIM - 1/4"	2								
	14358-4	SHIM - 1/16"	1								
	14358-5	SHIM - 3/4"	1								



EFFECTIVE SERIAL NUMBER(S) 16224, 16245 TO 16885,
 NUMEROS (S) DE SERIE EFFECTIF(S) 16888 TO 16893
 NUMEROS (S) DE SERIE EFFECTIVO(S)
 U.S. 2021-2 TO 2486-2

700 SERIES
 SERIE 700

SECTION 2 PAGE 19
 SECCION 2 PAGINA 19

ISSUE No.
 N° D'ÉMISSION
 N° DE EDICION

1 REVISION A

MOLDBOARDS, EDGES & EXTENSIONS

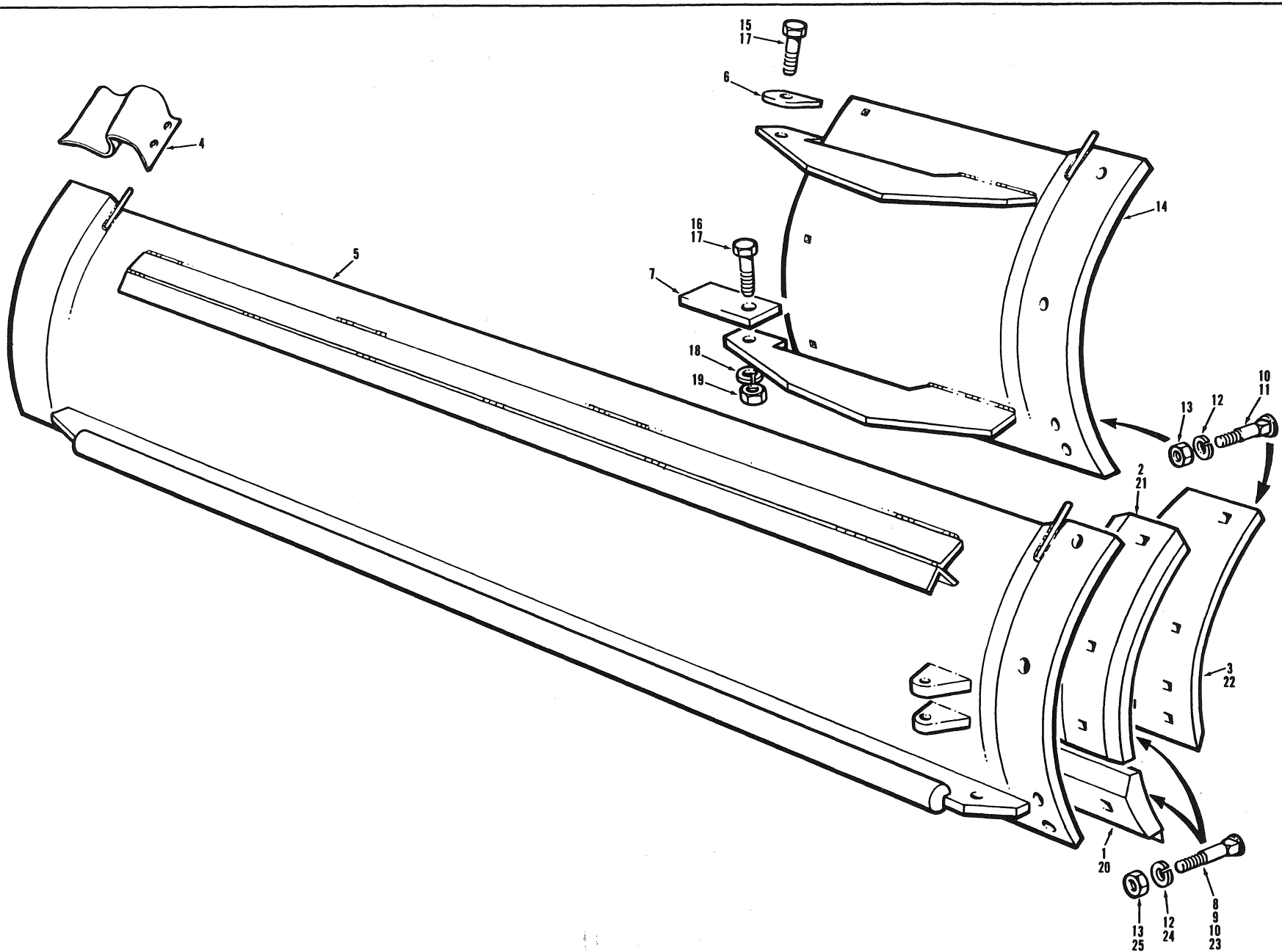
APRIL 1986

FOR LIST OF PARTS - TURN THIS PAGE

POUR LA LISTE DES PIÈCES - VOIR AU VERSO

PARA LA LISTA DE LAS PIEZAS - VER AL VERSO

SECTION SECCION		PAGE PAGINA		ISSUE No. N° D'ÉMISSION N° DE EDICION		1 REVISION A		MOLDBOARDS, EDGES & EXTENSIONS			APRIL 1986	
No. N° N°	PART No. N° DE PIÈCE N° DE PIEZA	DESCRIPTION DÉSCRIPTION DESCRIPCION		No. REQ. N° REQ. N° REQ.	REMARKS REMARQUES NOTAS	No. N° N°	PART No. N° DE PIECE N° DE PIEZA	DESCRIPTION DÉSCRIPTION DESCRIPCION		No. REQ. N° REQ. N° REQ.	REMARKS REMARQUES NOTAS	
		<u>EDGES USED WITH 5/8" HARDWARE</u>										
1	42	5/8" X 6" X 6 FT. EDGE		A.R.		7	1068	MOLDBOARD FLAG		1		
	47	5/8" X 6" X 2 FT. EDGE		A.R.		8	6611	LUG - UPPER		A.R.	REPAIR PART	
	7686	5/8" X 6" X 7 FT. EDGE		A.R.		9	40474	7/8" X 22" X 12 FT. MOLDBOARD		A.R.		
	10948	3/4" X 6" X 2 FT. EDGE - CARBIDE TIPPED		A.R.			40473	7/8" X 22" X 14 FT. MOLDBOARD		A.R.		
	10949	3/4" X 6" X 3 FT. EDGE - CARBIDE TIPPED		A.R.			25829	1" X 26" X 12 FT. MOLDBOARD		A.R.		
	10957	3/4" X 6" X 4 FT. EDGE - CARBIDE TIPPED		A.R.			25830	1" X 26" X 13 FT. MOLDBOARD		A.R.		
	14303	1" X 8" X 6 FT. EDGE		A.R.			25831	1" X 26" X 14 FT. MOLDBOARD		A.R.		
	14304	1" X 8" X 7 FT. EDGE		A.R.				NOTE:		REF.	SECTION 2 PAGE 22	
	14305	1" X 8" X 2 FT. EDGE		A.R.				HEAVY DUTY MOLDBOARD - OPTIONAL				
	14712	1" X 8" X 8 FT. EDGE		A.R.		10	40F-1018	FLOW BOLT		A.R.		
	19809	7/8" X 6" X 3 FT. EDGE - CARBIDE TIPPED		A.R.		11	40F-1020	FLOW BOLT		A.R.		
	23230	7/8" X 6" X 2 FT. EDGE - CARBIDE TIPPED		A.R.		12	40F-1024	FLOW BOLT		A.R.		
	23232	7/8" X 6" X 4 FT. EDGE - CARBIDE TIPPED		A.R.		13	40F-1028	FLOW BOLT		A.R.		
			<u>EDGES USED WITH 3/4" HARDWARE</u>									
2	28041	1" X 8" X 2 FT. EDGE		A.R.		14	14A-10	LOCKWASHER		A.R.		
	28042	1" X 8" X 6 FT. EDGE		A.R.		15	30A-10	NUT		A.R.		
	28043	1" X 8" X 7 FT. EDGE		A.R.		16	40F-1222	FLOW BOLT		A.R.		
	28044	1" X 8" X 8 FT. EDGE		A.R.		17	40F-1228	FLOW BOLT		A.R.		
	33524	5/8" X 6" X 2 FT. EDGE		A.R.		18	14A-12	LOCKWASHER		A.R.		
	33525	5/8" X 6" X 7 FT. EDGE		A.R.		19	30A-12	NUT		A.R.		
	33526	5/8" X 6" X 6 FT. EDGE		A.R.		20	51A-1624	BOLT		A.R.		
	33537	3/4" X 6" X 2 FT. EDGE - CARBIDE TIPPED		A.R.		21	51A-1628	BOLT		A.R.		
	33540	7/8" X 6" X 2 FT. EDGE - CARBIDE TIPPED		A.R.		22	14A-16	LOCKWASHER		A.R.		
	33545	3/4" X 6" X 4 FT. EDGE - CARBIDE TIPPED		A.R.		23	31A-16	NUT		A.R.		
	33546	7/8" X 6" X 3 FT. EDGE - CARBIDE TIPPED		A.R.				<u>EXTENSIONS USED WITH 5/8" HARDWARE</u>				
	33548	3/4" X 6" X 3 FT. EDGE - CARBIDE TIPPED		A.R.		24	25832	3/4" X 22" EXTENSION ASSY. - R.H.		A.R.		
	33549	7/8" X 6" X 4 FT. EDGE - CARBIDE TIPPED		A.R.			25833	3/4" X 22" EXTENSION ASSY. - L.H.		A.R.		
			<u>END SHOES & BITS USED WITH 5/8" HARDWARE</u>				25834	3/4" X 26" EXTENSION ASSY. - R.H.		A.R.		
		<u>END SHOES & BITS USED WITH 5/8" HARDWARE</u>					25835	3/4" X 26" EXTENSION ASSY. - L.H.		A.R.		
3	7440	END SHOE - 22" MOLDBOARD		A.R.				<u>EXTENSIONS USED WITH 3/4" HARDWARE</u>				
	7441	END SHOE - 26" MOLDBOARD		A.R.		25	33332	3/4" X 22" EXTENSION ASSY. - L.H.		A.R.	1"X 8"EDGES	
4	27829	OVERLAY END BIT - R.H. - 22" MOLDBOARD		A.R.			33333	3/4" X 22" EXTENSION ASSY. - R.H.		A.R.	1"X 8"EDGES	
	27830	OVERLAY END BIT - L.H. - 22" MOLDBOARD		A.R.			33336	3/4" X 22" EXTENSION ASSY. - L.H.		A.R.		
	27831	OVERLAY END BIT - R.H. - 26" MOLDBOARD		A.R.			33337	3/4" X 22" EXTENSION ASSY. - R.H.		A.R.		
	27832	OVERLAY END BIT - L.H. - 26" MOLDBOARD		A.R.			33340	3/4" X 26" EXTENSION ASSY. - L.H.		A.R.	1"X 8"EDGES	
		<u>END SHOES & BITS USED WITH 3/4" HARDWARE</u>										
5	33511	END SHOE - 22" MOLDBOARD		A.R.		33341	3/4" X 26" EXTENSION ASSY. - R.H.		A.R.	1"X 8"EDGES		
	33512	END SHOE - 26" MOLDBOARD		A.R.		33342	3/4" X 26" EXTENSION ASSY. - L.H.		A.R.			
6	33527	OVERLAY END BIT - R.H. - 26" MOLDBOARD		A.R.		33343	3/4" X 26" EXTENSION ASSY. - R.H.		A.R.			
	33528	OVERLAY END BIT - L.H. - 26" MOLDBOARD		A.R.								
	33529	OVERLAY END BIT - R.H. - 22" MOLDBOARD		A.R.								
	33530	OVERLAY END BIT - L.H. - 22" MOLDBOARD		A.R.								



EFFECTIVE SERIAL NUMBER(S)
 NUMERO(S) DE SERIE EFFECTIF(S)
 NUMERO(S) DE SERIE EFFECTIVOS
 U.S. 2487-2 to 2568-2

16886, 16887, 16894 & UP

700 SERIES
 SERIE 700

SECTION 2 PAGE 19
 SECCION 2 PAGINA 19

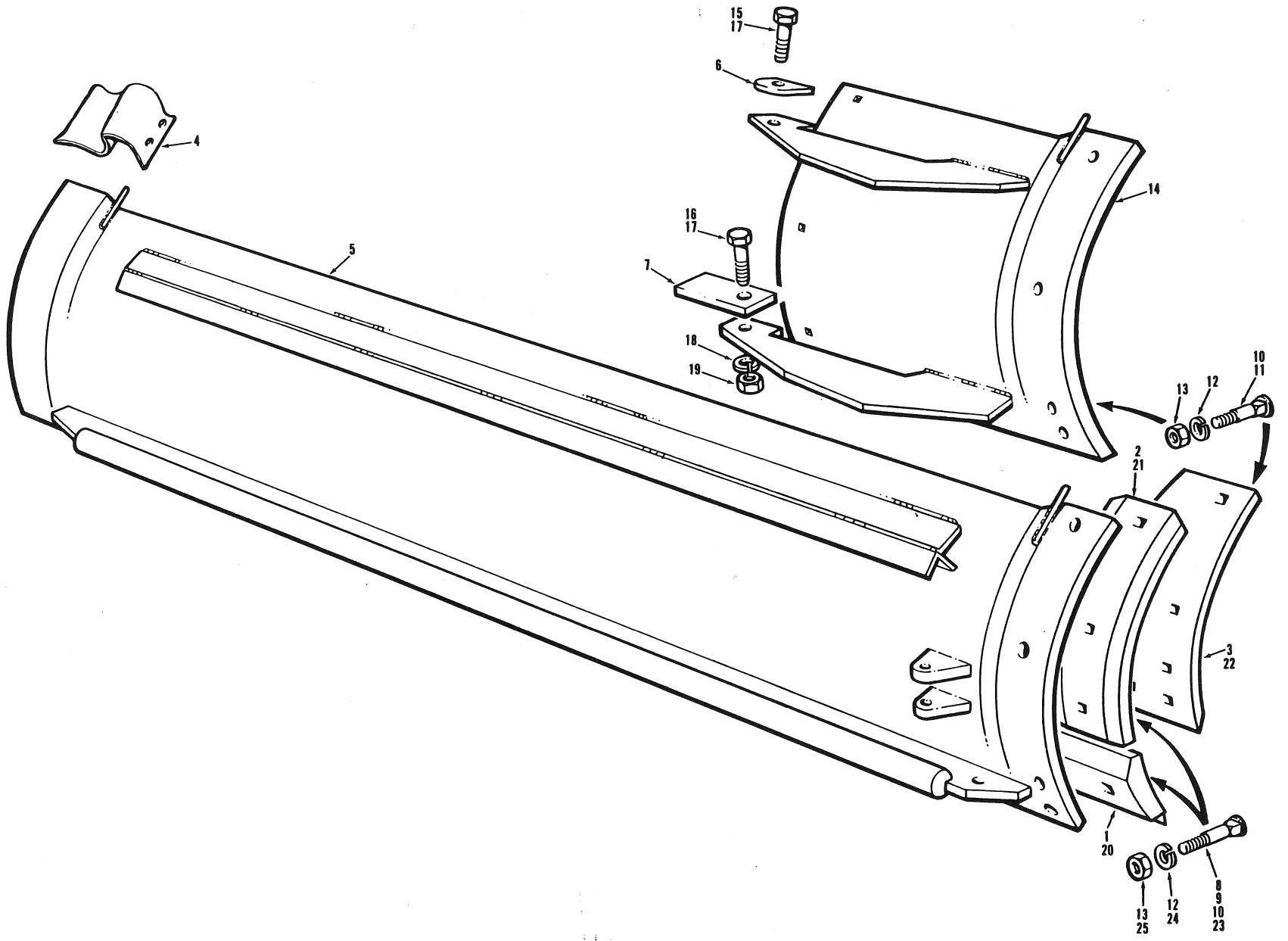
ISSUE No.
 N° D'ÉMISSION
 N° DE EDICION 2 REVISION B

MOLDBOARDS, EDGES & EXTENSIONS

JULY 1989

FOR LIST OF PARTS - TURN THIS PAGE POUR LA LISTE DES PIÈCES - VOIR AU VERSO PARA LA LISTA DE LAS PIEZAS - VER AL VERSO

SECTION SECCION		PAGE PAGINA	ISSUE No. N° D'ÉMISSION N° DE EDICION	2 REVISION B		MOLDBOARDS, EDGES & EXTENSIONS				JULY 1989	
No. N° N°	PART No. N° DE PIÈCE N° DE PIEZA	DESCRIPTION DESCRIPTION DESCRIPCION		No. REQ N° REQ. N° REQ.	REMARKS REMARQUES NOTAS	No. N° N°	PART No. N° DE PIÈCE N° DE PIEZA	DESCRIPTION DESCRIPTION DESCRIPCION	No. REQ N° REQ. N° REQ.	REMARKS REMARQUES NOTAS	
		<u>EDGES</u>						<u>EXTENSIONS & HARDWARE</u>			
1	42	5/8" X 6" X 6 FT. EDGE		A.R.		14	42625	3/4" X 22" EXTENSION ASSY. - R.H.	1	EXTENSIONS USED WITH 1" X 8" EDGES ONLY	
	47	5/8" X 6" X 2 FT. EDGE		A.R.			42626	3/4" X 22" EXTENSION ASSY. - L.H.	1		
	7686	5/8" X 6" X 7 FT. EDGE		A.R.			42627	3/4" X 26" EXTENSION ASSY. - R.H.	1		
	10948	3/4" X 6" X 2 FT. EDGE - CARBIDE TIPPED		A.R.			42628	3/4" X 26" EXTENSION ASSY. - L.H.	1		
	10949	3/4" X 6" X 3 FT. EDGE - CARBIDE TIPPED		A.R.			42666	3/4" X 22" EXTENSION ASSY. - R.H.	1		
	10957	3/4" X 6" X 4 FT. EDGE - CARBIDE TIPPED		A.R.			42667	3/4" X 22" EXTENSION ASSY. - L.H.	1		
	14303	1" X 8" X 6 FT. EDGE		A.R.			42668	3/4" X 26" EXTENSION ASSY. - R.H.	1		
	14304	1" X 8" X 7 FT. EDGE		A.R.			42669	3/4" X 26" EXTENSION ASSY. - L.H.	1		
	14305	1" X 8" X 2 FT. EDGE		A.R.			15	*50A-1024	BOLT		A.R.
	14712	1" X 8" X 8 FT. EDGE		A.R.			16	*50A-1628	BOLT		A.R.
	19809	7/8" X 6" X 3 FT. EDGE - CARBIDE TIPPED		A.R.		17	*50A-1632	BOLT	A.R.		
	23230	7/8" X 6" X 2 FT. EDGE - CARBIDE TIPPED		A.R.		18	14A-16	LOCKWASHER	A.R.		
	23232	7/8" X 6" X 4 FT. EDGE - CARBIDE TIPPED		A.R.		19	*30A-16	NUT	A.R.		
			<u>END SHOES & OVERLAY END BITS</u>						<u>EDGES, END SHOES AND OVERLAY END BITS FOR MODELS 780 & 780A</u>		
2	7440	END SHOE - 22" MOLDBOARD		1		20	*44989	1" X 8" X 6 FT. H.D. EDGE	A.R.		
	7441	END SHOE - 26" MOLDBOARD		1			28043	1" X 8" X 7 FT. H.D. EDGE	A.R.		
3	27829	END BIT - 22" MOLDBOARD L.H.		1			28044	1" X 8" X 8 FT. H.D. EDGE	A.R.		
	27830	END BIT - 22" MOLDBOARD R.H.		1			44970	5/8" X 6" X 6 FT. H.D. EDGE	A.R.		
	27831	END BIT - 26" MOLDBOARD L.H.		1			44971	5/8" X 6" X 7 FT. H.D. EDGE	A.R.		
3	27832	END BIT - 26" MOLDBOARD R.H.		1			44976	3/4" X 5" X 2 FT. H.D. EDGE - CARBIDE TIP	A.R.		
							44977	3/4" X 5" X 3 FT. H.D. EDGE - CARBIDE TIP	A.R.		
		<u>MOLDBOARDS & HARDWARE</u>									
4	1068	MOLDBOARD FLAG		1		21	33512	END SHOE - 26" MOLDBOARD	2		
	42603	7/8" X 22" X 12 FT. MOLDBOARD		1			33527	END BIT - R.H. - 26" MOLDBOARD	1		
5	42604	7/8" X 22" X 14 FT. MOLDBOARD		1			22	33528	END BIT - L.H. - 26" MOLDBOARD	1	
	42605	1" X 26" X 12 FT. MOLDBOARD		1				23	40F-1228	PLOW BOLT	A.R.
	42606	1" X 26" X 13 FT. MOLDBOARD		1			24	14A-12	LOCKWASHER	A.R.	
42607	1" X 26" X 14 FT. MOLDBOARD		1		25	30A-12	NUT	A.R.			
		NOTE: HEAVY DUTY MOLDBOARDS - OPTIONAL		REF.	SECTION 2 PAGE 22						
6	*6611	LUG		1	REPAIR PART						
7	43065	LUG		1	REPAIR PART						
8	40F-1018	PLOW BOLT		A.R.							
9	40F-1020	PLOW BOLT		A.R.							
10	40F-1024	PLOW BOLT		A.R.							
11	40F-1028	PLOW BOLT		A.R.							
12	14A-10	LOCKWASHER		A.R.							
13	30A-10	NUT		A.R.							



EFFECTIVE SERIAL NUMBERS)
NUMEROS) DE SERIE EFFECTIFS)
NUMEROS) DE SERIE EFFECTIVOIS)

21254 & UP

700 SERIES
SERIE 700

SECTION 2 PAGE 19
SECTION 2 PAGINA 19

ISSUE No.
N° D'ÉMISSION
N° DE EDICION 3

MOLDBOARDS, EDGES & EXTENSIONS

JUNE 1991

FOR LIST OF PARTS - TURN THIS PAGE

POUR LA LISTE DES PIÈCES - VOIR AU VERSO

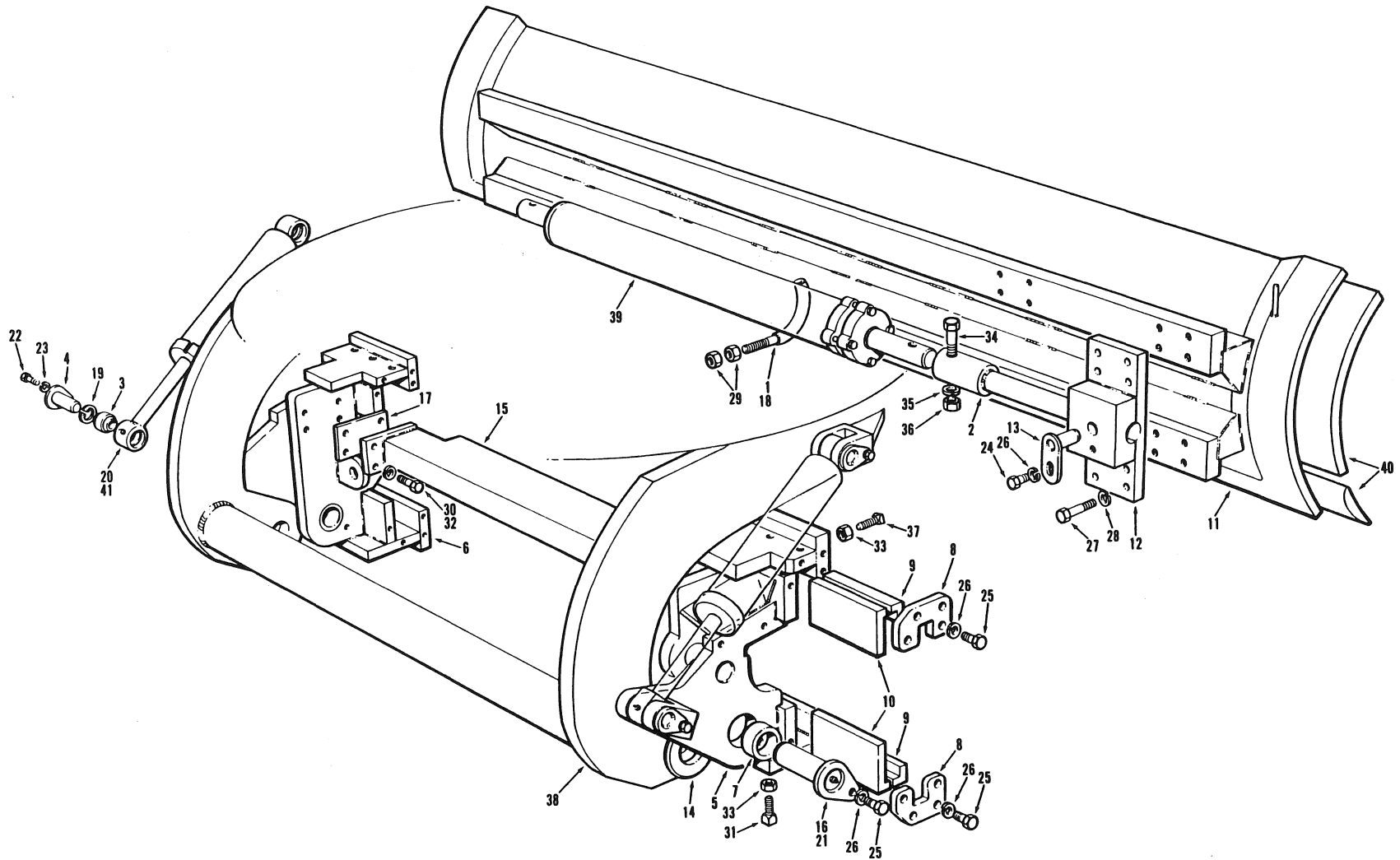
PARA LA LISTA DE LAS PIEZAS - VER AL VERSO

USE ONLY CHAMPION APPROVED PARTS

SECTION SECCION	2	PAGE PAGINA	20	ISSUE No. N° D'ÉMISSION N° DE EDICION	3	MOLDBOARDS, EDGES & EXTENSIONS			JUNE 1991	
No. N° N°	PART No. N° DE PIÉCE N° DE PIEZA	DESCRIPTION DESCRIPTION DESCRIPCION	No. REQ. N° REQ. N° REQ.	REMARKS REMARQUES NOTAS	No. N° N°	PART No. N° DE PIECE N° DE PIEZA	DESCRIPTION DESCRIPTION DESCRIPCION	No. REQ. N° REQ. N° REQ.	REMARKS REMARQUES NOTAS	
		EDGES					EXTENSIONS & HARDWARE			
1	42	5/8" x 6" x 6' EDGE	2		14	*58498	3/4" x 22" EXTENSION ASSEMBLY - R.H.	1		
	47	5/8" x 6" x 2' EDGE	2			*58499	3/4" x 22" EXTENSION ASSEMBLY - L.H.	1		
	7686	5/8" x 6" x 7' EDGE	2			42627	3/4" x 26" EXTENSION ASSEMBLY - R.H.	1		
	*7687	5/8" x 6" x 8' EDGE	2			42628	3/4" x 26" EXTENSION ASSEMBLY - L.H.	1		
	10948	3/4" x 5 1/4" x 2' EDGE - CARBIDE TIPPED	2			*58500	3/4" x 22" EXTENSION ASSEMBLY - R.H.	1	EXTENSIONS USED WITH 1" x 8" EDGES ONLY	
	10949	3/4" x 5 1/4" x 3' EDGE - CARBIDE TIPPED	2			*58501	3/4" x 22" EXTENSION ASSEMBLY - L.H.	1		
	10957	3/4" x 5 1/4" x 4' EDGE - CARBIDE TIPPED	2			42668	3/4" x 26" EXTENSION ASSEMBLY - R.H.	1		
	14303	1" x 8" x 6' EDGE	2			42669	3/4" x 26" EXTENSION ASSEMBLY - L.H.	1		
	14304	1" x 8" x 7' EDGE	2			*45806	3/4" x 26" EXTENSION ASSEMBLY - L.H. - Heavy Duty	1		
	14305	1" x 8" x 2' EDGE	1-2			*45851	3/4" x 28" EXTENSION ASSEMBLY - R.H. - Heavy Duty	1	750 thru 780A	
	14712	1" x 8" x 8' EDGE	2							
	19809	7/8" x 4 1/2" x 3' EDGE - CARBIDE TIPPED	2-4			15	50A-1024	BOLT	1	780/780A
	23230	7/8" x 4 1/2" x 2' EDGE - CARBIDE TIPPED	1-2			16	50A-1628	BOLT	1	
	23232	7/8" x 4 1/2" x 4' EDGE - CARBIDE TIPPED	2			17	50A-1632	BOLT	2	
			END SHOES & OVERLAY END BITS				18	14A-16	LOCKWASHER	2
2	7440	END SHOE - 22" MOLDBOARD	1		19	30A-16	NUT	2		
	7441	END SHOE - 26" MOLDBOARD	1				EDGES, END SHOES & OVERLAY END BITS FOR MODELS 780/780A			
3	27829	END BIT - 22" MOLDBOARD - R.H.	1		20	*28041	1" x 8" x 2' EDGE	1		
	27830	END BIT - 22" MOLDBOARD - L.H.	1			44989	1" x 8" x 6' EDGE	2		
	27831	END BIT - 26" MOLDBOARD - R.H.	1			28043	1" x 8" x 7' EDGE	2		
	27832	END BIT - 26" MOLDBOARD - L.H.	1			28044	1" x 8" x 8' EDGE	2		
4	1068	MOLDBOARD FLAG	1			44970	5/8" x 6" x 6' EDGE	2		
	42603	7/8" x 22" x 12' MOLDBOARD	1			44971	5/8" x 6" x 7' EDGE	2		
	42604	7/8" x 22" x 14' MOLDBOARD	1			44976	3/4" x 5" x 2' EDGE - CARBIDE TIP	2		
	5	42605	1" x 26" x 12' MOLDBOARD	1			44977	3/4" x 5" x 3' EDGE - CARBIDE TIP	2	
		42606	1" x 26" x 13' MOLDBOARD	1			44978	3/4" x 5" x 4' EDGE - CARBIDE TIP	2-4	
		42607	1" x 26" x 14' MOLDBOARD	1			*33524	5/8" x 6" x 2' EDGE	1	
6	6611	LUG	1	Repair Part	21	33512	END SHOE	2		
7	43065	LUB	1	Repair Part	22	33527	END BIT - R.H. - 26" MOLDBOARD	1		
8	40F-1018	PLOW BOLT	22		23	40F-1228	PLOW BOLT	22-32		
9	40F-1020	PLOW BOLT	12-22		24	*66000	LOCKWASHER	22-32		
10	40F-1024	PLOW BOLT	5-10		25	30A-12	NUT	22-32		
11	40F-1028	PLOW BOLT	5							
12	*66001	LOCKWASHER	22							
13	30A-10	NUT	22							

**See Section 2 Pages 21/22
for
MOLDBOARDS
Models 750 thru 780A**

CHAMPION ROAD MACHINERY



USE ONLY CHAMPION ROAD MACHINERY APPROVED PARTS

EFFECTIVE SERIAL NUMBER(S) 16224,16245 TO 16857
NUMEROS (S) DE SERIE EFFECTIF(S)
NUMEROS (S) DE SERIE EFFECTIVO(S)
U.S. 2021-2 & UP

700 SERIES
SERIE 700

SECTION 2 PAGE 21
SECTION 2 PAGINA 21

ISSUE No.
N° D'ÉMISSION
N° DE EDICION

1 REVISION B

POWER TILT MOLDBOARD - MODEL 740 THRU 760 - OPTIONAL

APRIL 1986

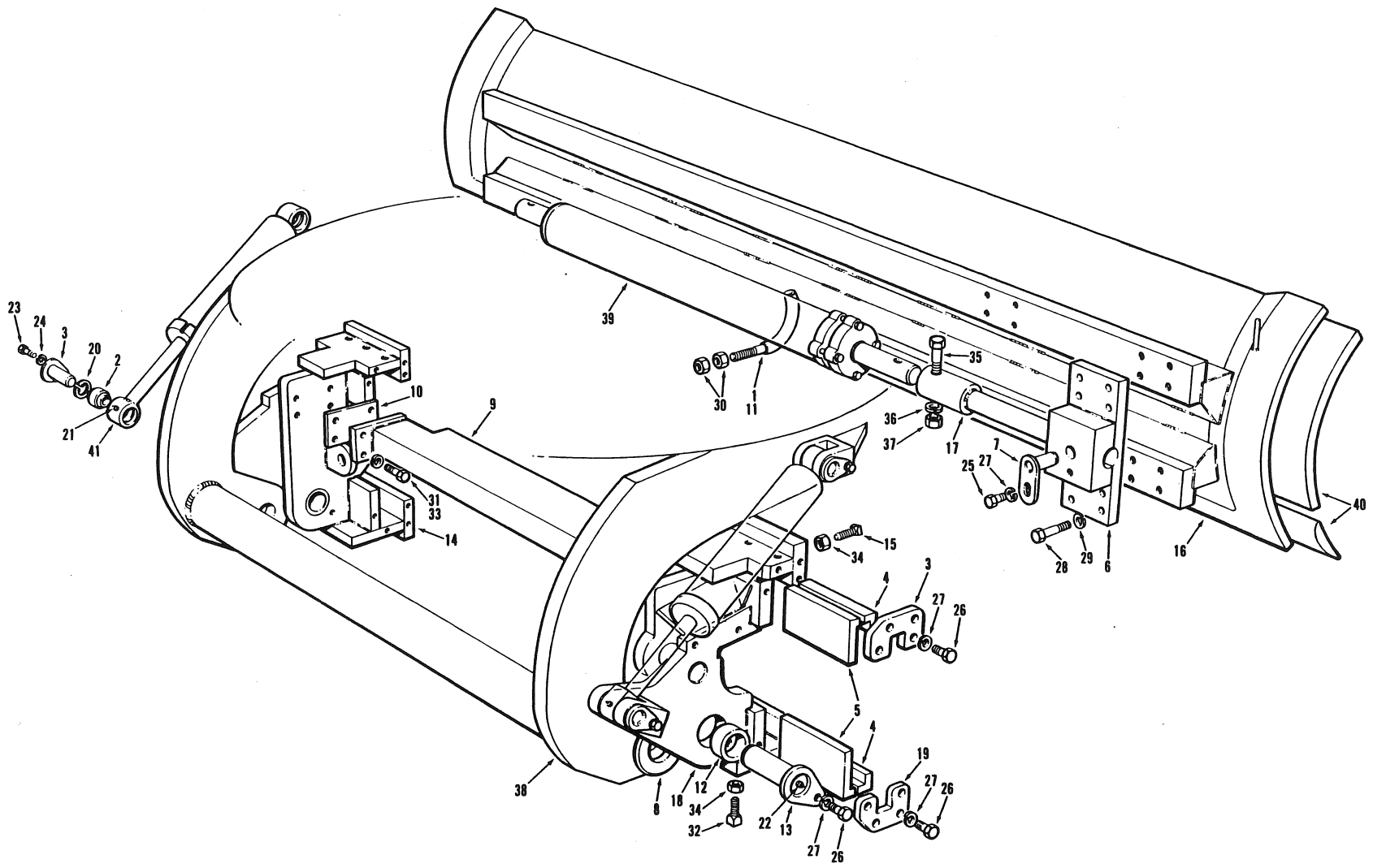
FOR LIST OF PARTS - TURN THIS PAGE

POUR LA LISTE DES PIÈCES - VOIR AU VERSO

PARA LA LISTA DE LAS PIEZAS - VER AL VERSO

SECTION SECCION		PAGE PAGINA	ISSUE No. N° D'ÉMISSION N° DE EDICION	1 REVISION B	POWER TILT MOLDBOARD - MODEL 740 THRU 760 - OPTIONAL			APRIL 1986	
No. N° N°	PART No. N° DE PIÈCE N° DE PIEZA	DESCRIPTION DÉSCRIPTION DESCRIPCION	No. REQ N° REQ. N° REQ.	REMARKS REMARQUES NOTAS	No. N° N°	PART No. N° DE PIÈCE N° DE PIEZA	DESCRIPTION DÉSCRIPTION DESCRIPCION	No. REQ N° REQ. N° REQ.	REMARKS REMARQUES NOTAS
1	9513 x 8	RUBBER HOSE	1						
2	17760	SLIDE SHIFT CYLINDER EXTENSION	1						
3	19629	BEARING	4						
4	32066	PIN	4						
5	*42440	TILT QUADRANT - R.H.	1						
6	*42441	TILT QUADRANT - L.H.	1						
7	*30460	PIVOT BUSHING	4						
8	30461	RETAINER PLATE	8						
9	30462	WEAR PLATE	4						
10	30463	WEAR BAR	4						
11	32029	MOLDBOARD - 1" X 26" X 14 FT.	1						
12	32049	SLIDE SHIFT MOUNT	1						
13	32056	PIN	1						
14	32062	SPACER	4						
15	32069	TIE BAR	1						
16	32146	PIVOT PIN	2						
17	34752	SHIM	2						
18	36490-2	CLAMP	1						
19	19B-218	SNAP RING	2						
20	29A-02	GREASE FITTING	4						
21	29E-04	GREASE FITTING	2						
22	50A-0608	BOLT	4						
23	14A-06	LOCKWASHER	4						
24	50A-0808	BOLT	2						
25	50A-0810	BOLT	A.R.						
26	14A-08	LOCKWASHER	A.R.						
27	50A-1020	BOLT	8						
28	14A-10	LOCKWASHER	8						
29	30A-10	NUT	2						
30	50A-1216	BOLT	8						
31	70L-1232	BOLT	12						
32	14A-12	LOCKWASHER	8						
33	30D-12	LOCKNUT	24						
34	51A-1640	BOLT	2						
35	14A-16	LOCKWASHER	2						
36	31A-16	NUT	2						
37	42442	BOLT	12						
38		CIRCLE ASSEMBLY	REF.	SECTION 2 PAGE 5/6					
39		SLIDE SHIFT CYLINDER	REF.	SECTION 2 PAGE 15/16					
40		MOLDBOARD, EDGES & EXTENSIONS	REF.	SECTION 2 PAGE 19/20					
41		POWER TILT CYLINDER	REF.	SECTION 2 PAGE 27/28					

CHAMPION ROAD MACHINERY



EFFECTIVE SERIAL NUMBER(S) 16858 & UP
 NUMERO(S) DE SERIE EFFECTIF(S)
 NUMERO(S) DE SERIE EFFETTIVO(S)
 U.S. NOT APPLICABLE

700 SERIES
 SERIE 700

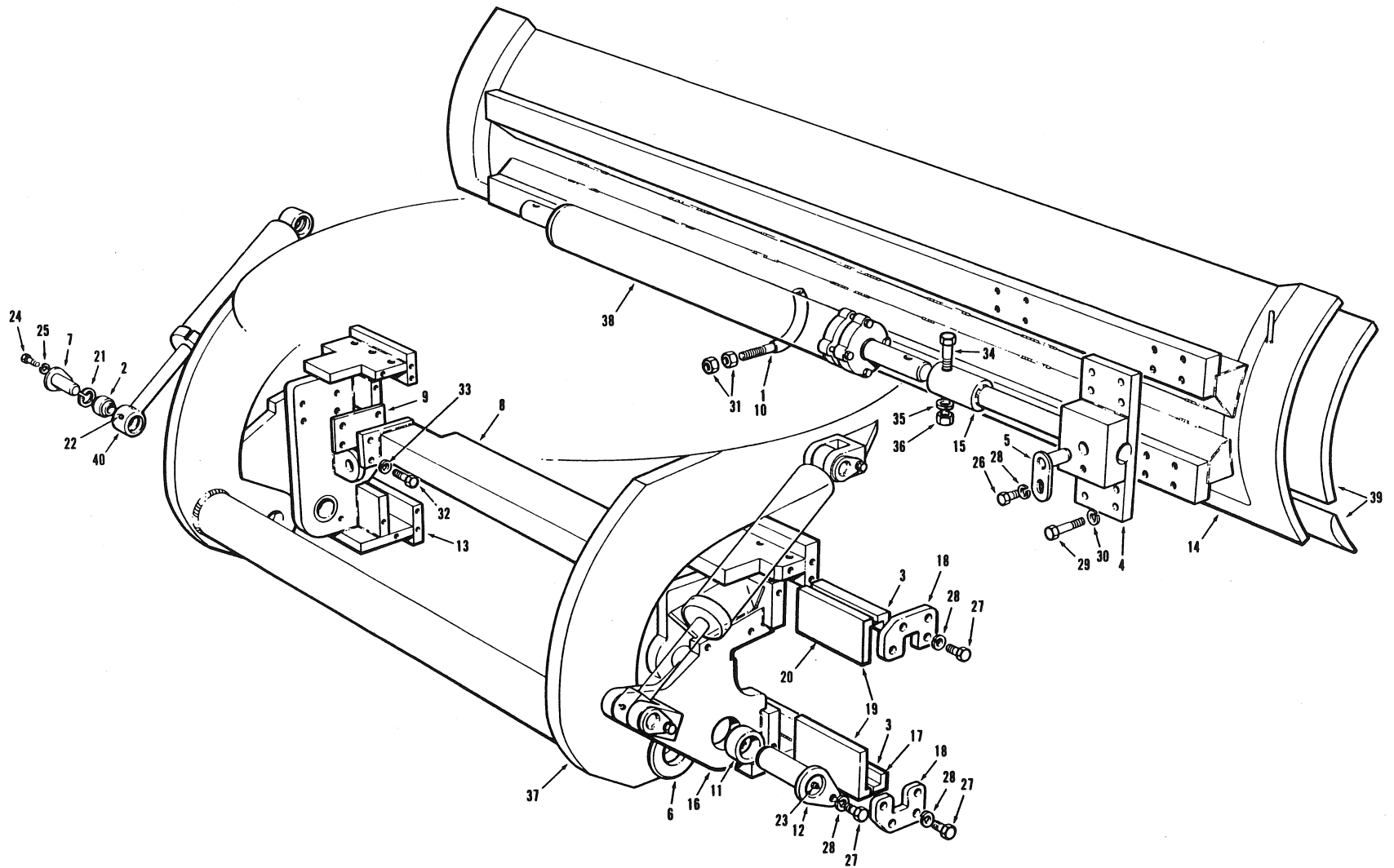
SECTION 2 PAGE 21
 SECCION 2 PAGINA 21

USE ONLY CHAMPION ROAD MACHINERY APPROVED PARTS

ISSUE No. N° D'ÉMISSION N° DE EDICION 2 REVISION A POWER TILT MOLDBOARD - MODEL 780 & 780A - OPTIONAL ON MODEL 740 THRU 760A APRIL 1987

FOR LIST OF PARTS - TURN THIS PAGE POUR LA LISTE DES PIÈCES - VOIR AU VERSO PARA LA LISTA DE LAS PIEZAS - VER AL VERSO

SECTION SECCION 2		PAGE PAGINA 22	ISSUE No. N° D'ÉMISSION N° DE EDICION	2 REVISION A	POWER TILT MOLDBOARD - MODEL 780 & 780A - OPTIONAL ON MODEL 740 THRU 760A -			APRIL 1987	
No. N° N°	PART No. N° DE PIÈCE N° DE PIEZA	DESCRIPTION DESCRIPTION DESCRIPCION	No. REQ. N° REQ. N° REQ.	REMARKS REMARQUES NOTAS	No. N° N°	PART No. N° DE PIÈCE N° DE PIEZA	DESCRIPTION DESCRIPTION DESCRIPCION	No. REQ. N° REQ. N° REQ.	REMARKS REMARQUES NOTAS
1	9513 X 8	RUBBER HOSE	1		38		CIRCLE ASSEMBLY	REF.	SECTION 2 PAGE 6
2	19629	BEARING	4						
3	32066	PIN	4						
4	30462	WEAR PLATE	4		39		SLIDE SHIFT CYLINDER	REF.	SECTION 2 PAGE 16
5	30463	WEAR BAR	4						
6	32049	SLIDE SHIFT MOUNT	1						
7	32056	PIN	1		40		MOLDBOARD, EDGES & EXTENSIONS	REF.	SECTION 2 PAGE 20
8	32062	SPACER	4						
9	32069	TIE BAR	1						
10	34752	SHIM	2		41		POWER TILT CYLINDER	REF.	SECTION 2 PAGE 28
11	36490-2	CLAMP	1						
12	42438	PIVOT BUSHING	4						
13	42439	PIVOT PIN	2						
14	42441	TILT QUADRANT - L.H.	1						
15	42442	BOLT - MODIFIED	12						
16	42471	MOLDBOARD - 1" X 26" X 14 FT.	1						
	42419	MOLDBOARD - 1" X 26" X 16 FT.	1						
17	42615	SLIDE SHIFT CYLINDER EXTENSION	1						
18	*45686	TILT QUADRANT - R.H.	1						
19	*45705	RETAINER PLATE	8						
20	19B-218	SNAP RING	2						
21	29A-02	GREASE FITTING	4						
22	29E-04	GREASE FITTING	2						
23	50A-0608	BOLT	4						
24	14A-06	LOCKWASHER	4						
25	50A-0808	BOLT	2						
26	50A-0810	BOLT	A.R.						
27	14A-08	LOCKWASHER	A.R.						
28	50A-1020	BOLT	8						
29	14A-10	LOCKWASHER	8						
30	30A-10	NUT	2						
31	50A-1216	BOLT	8						
32	70L-1232	BOLT	12						
33	14A-12	LOCKWASHER	8						
34	30D-12	LOCKNUT	24						
35	51A-1644	BOLT	2						
36	14A-16	LOCKWASHER	2						
37	31A-16	NUT	2						



EFFECTIVE SERIAL NUMBERS) 18119 & UP
NUMEROS) DE SÉRIE EFFECTIFS)
NUMEROS) DE SERIE Efectivos)

700 SERIES
SERIE 700

SECTION 2 PAGE 21
SECCION 2 PAGINA 21

ISSUE No.
N° D'ÉMISSION
N° DE EDICION 3

POWER TILT MOLDBOARD - MODEL 780 & 780A - OPTIONAL ON MODEL 740 & 740A

JUNE 1987

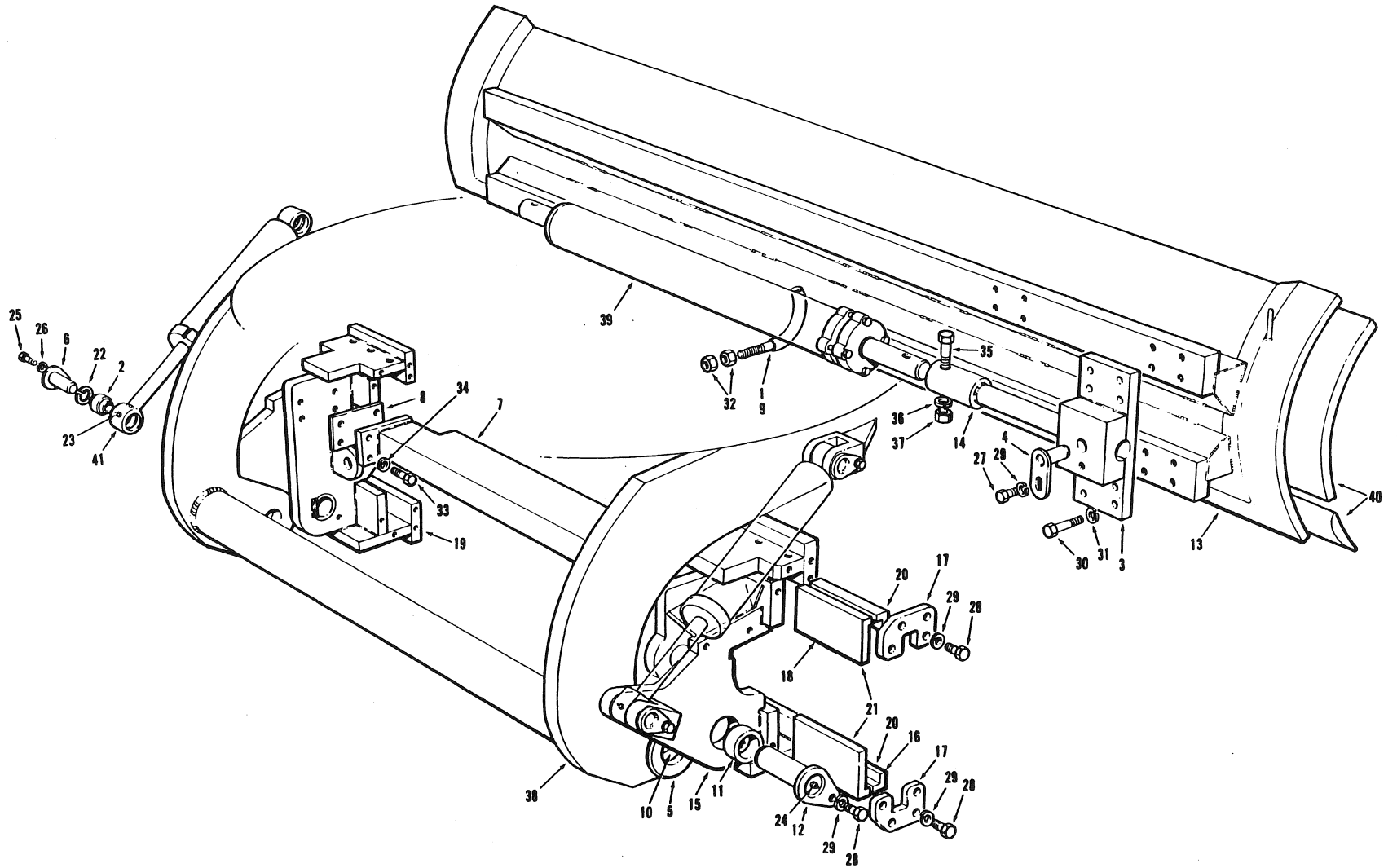
FOR LIST OF PARTS - TURN THIS PAGE

POUR LA LISTE DES PIÈCES - VOIR AU VERSO

PARA LA LISTA DE LAS PIEZAS - VER AL VERSO

SECTION SECCION 2		PAGE PAGINA 22	ISSUE No. N° D'ÉMISSION N° DE EDICION 3	POWER TILT MOLDBOARD - MODEL 780 & 780A - OPTIONAL ON MODEL 740 & 740A -			JUNE 1987		
No. N° N°	PART No. N° DE PIÈCE N° DE PIEZA	DESCRIPTION DÉSCRIPTION DESCRIPCION	No. REQ. N° REQ. N° REQ.	REMARKS REMARQUES NOTAS	No. N° N°	PART No. N° DE PIECE N° DE PIEZA	DESCRIPTION DÉSCRIPTION DESCRIPCION	No. REQ. N° REQ. N° REQ.	REMARKS REMARQUES NOTAS
1	9513 X 8	RUBBER HOSE	1		37		CIRCLE ASSEMBLY	REF.	SECTION 2 PAGE 6
2	19629	BEARING	4						
3	30462	WEAR PLATE	4						
4	32049	SLIDE SHIFT MOUNT	1		38		SLIDE SHIFT CYLINDER	REF.	SECTION 2 PAGE 16
5	32056	PIN	1						
6	32062	SPACER	4						
7	32066	PIN	4		39		MOLDBOARD, EDGES & EXTENSIONS	REF.	SECTION 2 PAGE 20
8	32069	TIE BAR	1						
9	34752	SHIM	2						
10	36490-2	CLAMP	1		40		POWER TILT CYLINDER	REF.	SECTION 2 PAGE 28
11	42438	PIVOT BUSHING	4						
12	42439	PIVOT PIN	2						
13	42441	TILT QUADRANT - L.H.	1						
	42471	MOLDBOARD - 1" X 26" X 14 FT.	1						
14	42419	MOLDBOARD - 1" X 26" X 16 FT.	1						
15	42615	SLIDE SHIFT CYLINDER EXTENSION	1						
16	45686	TILT QUADRANT - R.H.	1						
17	*45704	SHIM - SHORT	4						
18	45705	RETAINER PLATE	8						
19	*45706	WEAR BAR	4						
20	*45769	SHIM - LONG	4						
21	19B-218	SNAP RING	2						
22	29A-02	GREASE FITTING	4						
23	29E-04	GREASE FITTING	2						
24	50A-0608	BOLT	4						
25	14A-06	LOCKWASHER	4						
26	50A-0808	BOLT	1						
27	50A-0810	BOLT	A.R.						
28	14A-08	LOCKWASHER	A.R.						
29	50A-1020	BOLT	8						
30	14A-10	LOCKWASHER	8						
31	30A-10	NUT	2						
32	50A-1216	BOLT	8						
33	14A-12	LOCKWASHER	8						
34	51A-1644	BOLT	2						
35	14A-16	LOCKWASHER	2						
36	31A-16	NUT	2						

CHAMPION ROAD MACHINERY



USE ONLY CHAMPION ROAD MACHINERY APPROVED PARTS

EFFECTIVE SERIAL NUMBERS)
NUMEROS) DE SERIE EFFECTIFS)
NUMEROS) DE SERIE EFFECTIVOS)

19517 & UP

700 SERIES
SERIE 700

SECTION 2 PAGE 21
SECCION 2 PAGINA 21

ISSUE No.
N° D'ÉMISSION
N° DE EDICION 4

POWER TILT MOLDBOARD - MODELS 750 THRU 780A

MARCH 1989

FOR LIST OF PARTS - TURN THIS PAGE

POUR LA LISTE DES PIÈCES - VOIR AU VERSO

PARA LA LISTA DE LAS PARTES - VÉASE AL REVERSO

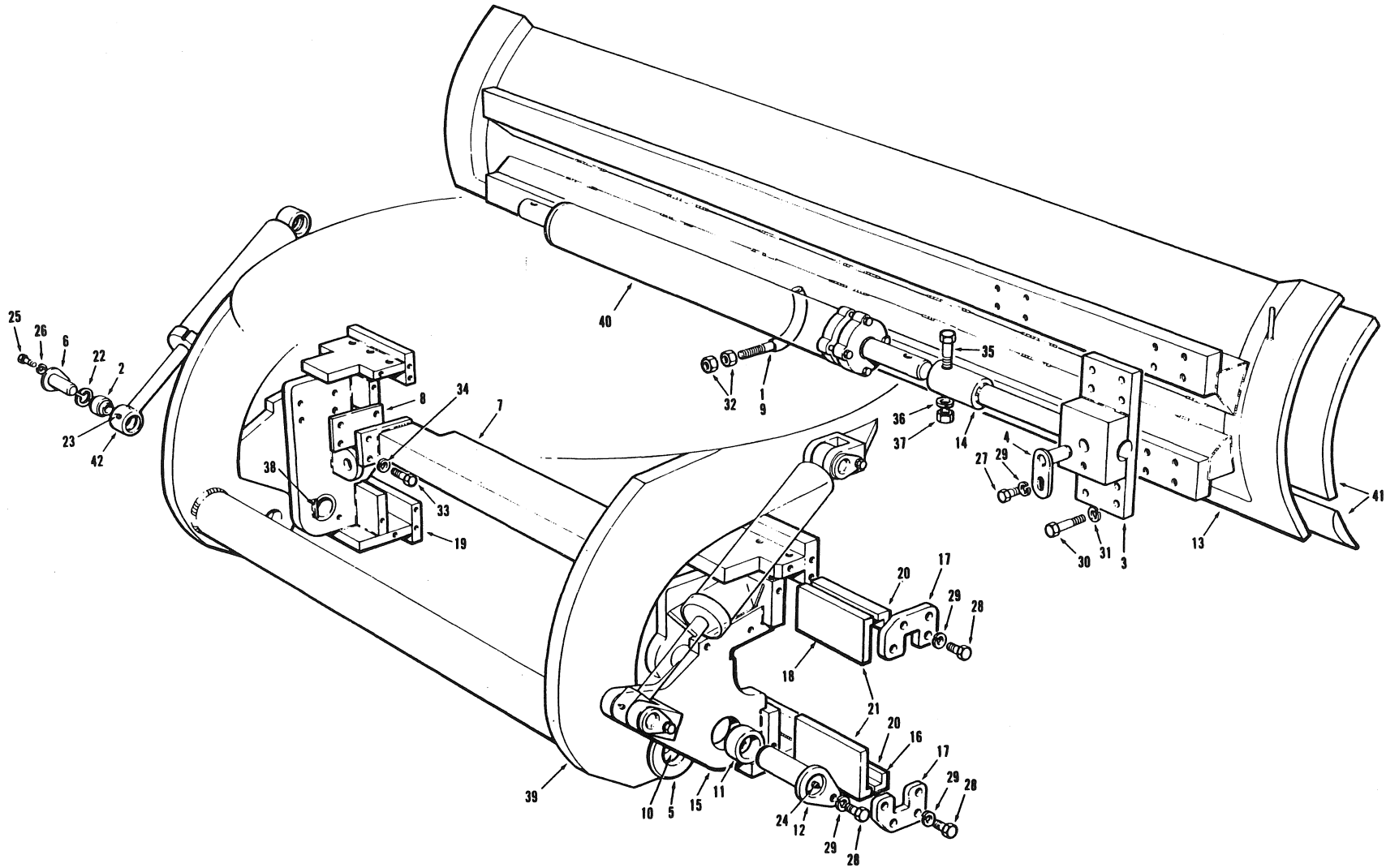
SECTION SECCION		PAGE PAGINA		ISSUE No. N° D'ÉMISSION N° DE EDICION		POWERTILT MOLDBOARD - MODELS 750 THRU 780A			MARCH 1989	
No. N° N°	PART No. N° DE PIÈCE N° DE PIEZA	DESCRIPTION DESCRIPTION DESCRIPCION	No. REQ. N° REQ. N° REQ.	REMARKS REMARQUES NOTAS	No. N° N°	PART No. N° DE PIÈCE N° DE PIEZA	DESCRIPTION DESCRIPTION DESCRIPCION	No. REQ. N° REQ. N° REQ.	REMARKS REMARQUES NOTAS	
1	9513X8	RUBBER HOSE	1		24	29E-04	GREASE FITTING	2		
2	19629	BEARING	4		25	50A-0608	BOLT	4		
3	32049	SLIDE SHIFT MOUNT	1		26	14A-06	LOCKWASHER	4		
4	32056	PIN	1		27	50A-0808	BOLT	1		
5	32062	SPACER	4		28	50A-0810	BOLT	A.R.		
6	32066	PIN	4		29	14A-08	LOCKWASHER	A.R.		
7	32069	TIE BAR	1		30	50A-1020	BOLT	8		
8	34752	SHIM	2		31	14A-10	LOCKWASHER	8		
9	36490-2	CLAMP	1		32	30A-10	NUT	2		
10	*42437	PIVOT BUSHING	2		33	50A-1216	BOLT	8		
11	42438	PIVOT BUSHING	4		34	14A-12	LOCKWASHER	8		
12	42439	PIVOT PIN	2		35	51A-1644	BOLT	2		
13	42419	MOLDBOARD 1" x 26" x 16 FT.	1		36	14A-16	LOCKWASHER	2		
	42471	MOLDBOARD 1" x 26" x 14 FT.	1		37	31A-16	NUT	2		
14	42615	SLIDE SHIFT CYLINDER EXTENSION	1							
15	45686	TILT QUADRANT - R.H.	1		38		CIRCLE ASSEMBLY	REF.	SECTION 2	
16	45704	SHIM - SHORT	4						PAGE 6	
17	45705	RETAINER PLATE	8		39		SLIDE SHIFT CYLINDER	REF.	SECTION 2	
18	45769	SHIM - LONG	4						PAGE 16	
19	*46389	TILT QUADRANT - L.H.	1		40		MOLDBOARD, EDGES & EXTENSIONS	REF.	SECTION 2	
20	*51076	WEAR PLATE	4						PAGE 20	
21	*51078	WEAR BAR	4		41		POWER TILT CYLINDER	REF.	SECTION 2	
22	19B-218	SNAP RING	2						PAGE 28	
23	29A-02	GREASE FITTING	4							

EFFECTIVE SERIAL NUMBER(S)
NUMEROS (S) DE SERIE EFFECTIFS
NUMEROS (S) DE SERIE EFFECTIVOS

20329 & UP

700 SERIES
SERIE 700

SECTION 2
PAGE 21



USE ONLY CHAMPION ROAD MACHINERY APPROVED PARTS

ISSUE No.
N° D'ÉMISSION
N° DE EDICION 5

POWER TILT MOLDBOARD - MODELS 750 THRU 780A

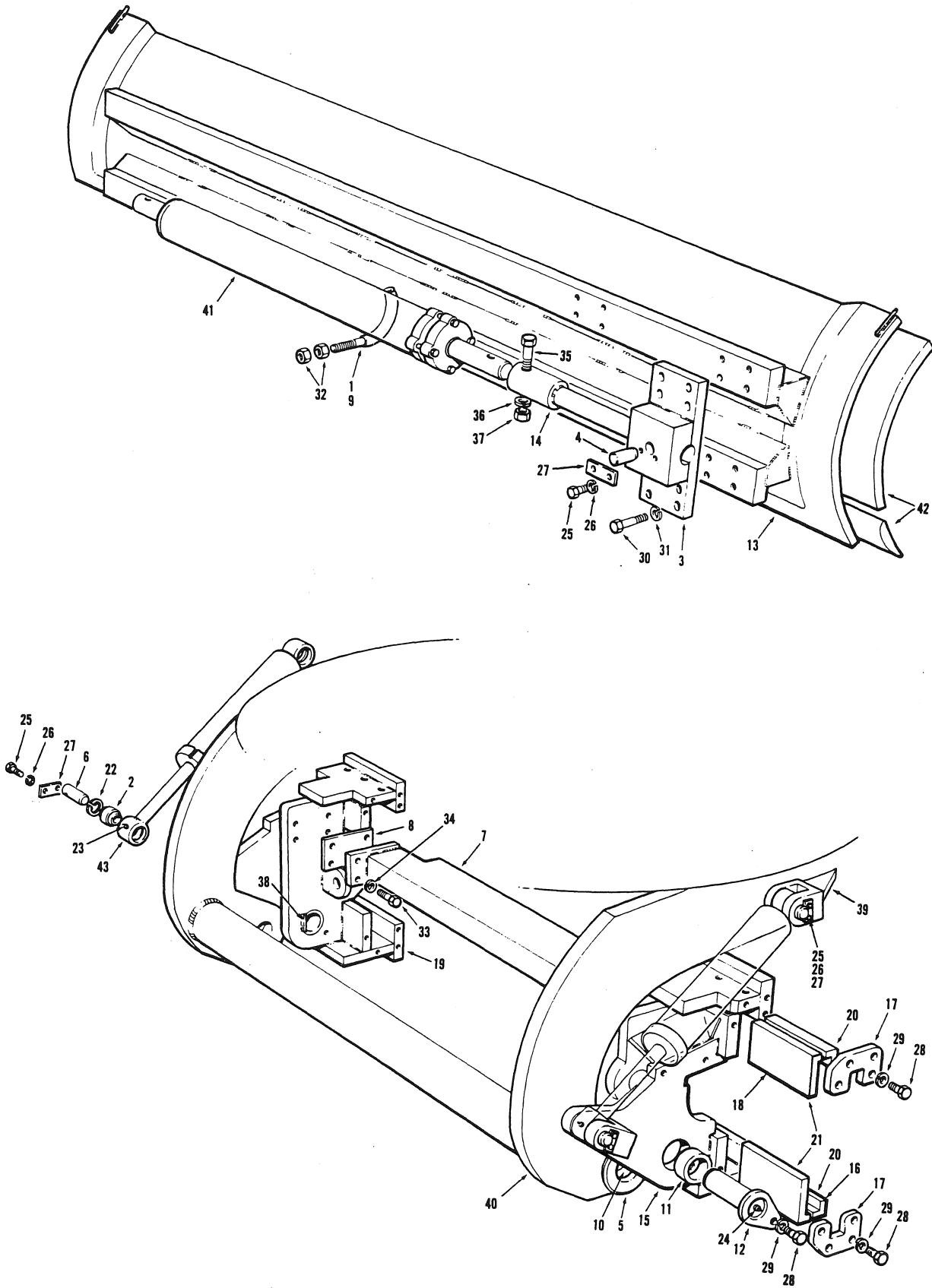
JANUARY 1990

FOR LIST OF PARTS - TURN THIS PAGE

POUR LA LISTE DES PIÈCES - VOIR AU VERSO

PARA LA LISTA DE LAS PIEZAS - VER AL VERSO

SECTION SECCION		PAGE PAGINA		ISSUE No. N° D'ÉMISSION N° DE EDICION		POWERTILT MOLDBOARD - MODELS 750 THRU 780A				JANUARY 1990	
No. N° Nº	PART No. N° DE PIÈCE N° DE PIEZA	DESCRIPTION DESCRIPTION DESCRIPCION	No. REQ. N° REQ. N° REQ.	REMARKS REMARQUES NOTAS	No. N° Nº	PART No. N° DE PIECE N° DE PIEZA	DESCRIPTION DESCRIPTION DESCRIPCION	No. REQ. N° REQ. N° REQ.	REMARKS REMARQUES NOTAS		
1	9513 x 38	RUBBER HOSE	1		24	29E-04	GREASE FITTING	2			
2	19629	BEARING	4		25	50A-0608	BOLT	4			
3	32049	SLIDE SHIFT MOUNT	1		26	14A-06	LOCKWASHER	4			
4	32056	PIN	1		27	50A-0808	BOLT	1			
5	*54357	SPACER	4		28	50A-0810	BOLT	A.R.			
6	32066	PIN	4		29	14A-08	LOCKWASHER	A.R.			
7	32069	TIE BAR	1		30	50A-1020	BOLT	8			
8	34752	SHIM	2		31	14A-10	LOCKWASHER	8			
9	36490-2	CLAMP	1		32	30A-10	NUT	2			
10	*36968	PIVOT BUSHING	2		33	50A-1216	BOLT	8			
11	42438	PIVOT BUSHING	4		34	14A-12	LOCKWASHER	8			
12	*54347	PIVOT PIN	2		35	51A-1644	BOLT	2			
13	42419	MOLDBOARD 1" x 26" x 16 FT.	1		36	14A-16	LOCKWASHER	2			
	42471	MOLDBOARD 1" x 26" x 14 FT.	1		37	31A-16	NUT	2			
	42615	SLIDE SHIFT CYLINDER EXTENSION	1		38	*48775	STOP - BUSHING	A.R.	REPAIR PART		
15	*54412	TILT QUADRANT - R.H.	1								
16	45704	SHIM - SHORT	4		39		CIRCLE ASSEMBLY	REF.	SECTION 2 PAGE 6		
17	45705	RETAINER PLATE	8								
18	45769	SHIM - LONG	4		40		SLIDE SHIFT CYLINDER	REF.	SECTION 2 PAGE 16		
19	*54411	TILT QUADRANT - L.H.	1								
20	51076	WEAR PLATE	4		41		MOLDBOARD, EDGES & EXTENSIONS	REF.	SECTION 2 PAGE 20		
21	51078	WEAR BAR	4								
22	19B-218	SNAP RING	2		42		POWER TILT CYLINDER	REF.	SECTION 2 PAGE 28		
23	29A-02	GREASE FITTING	4								



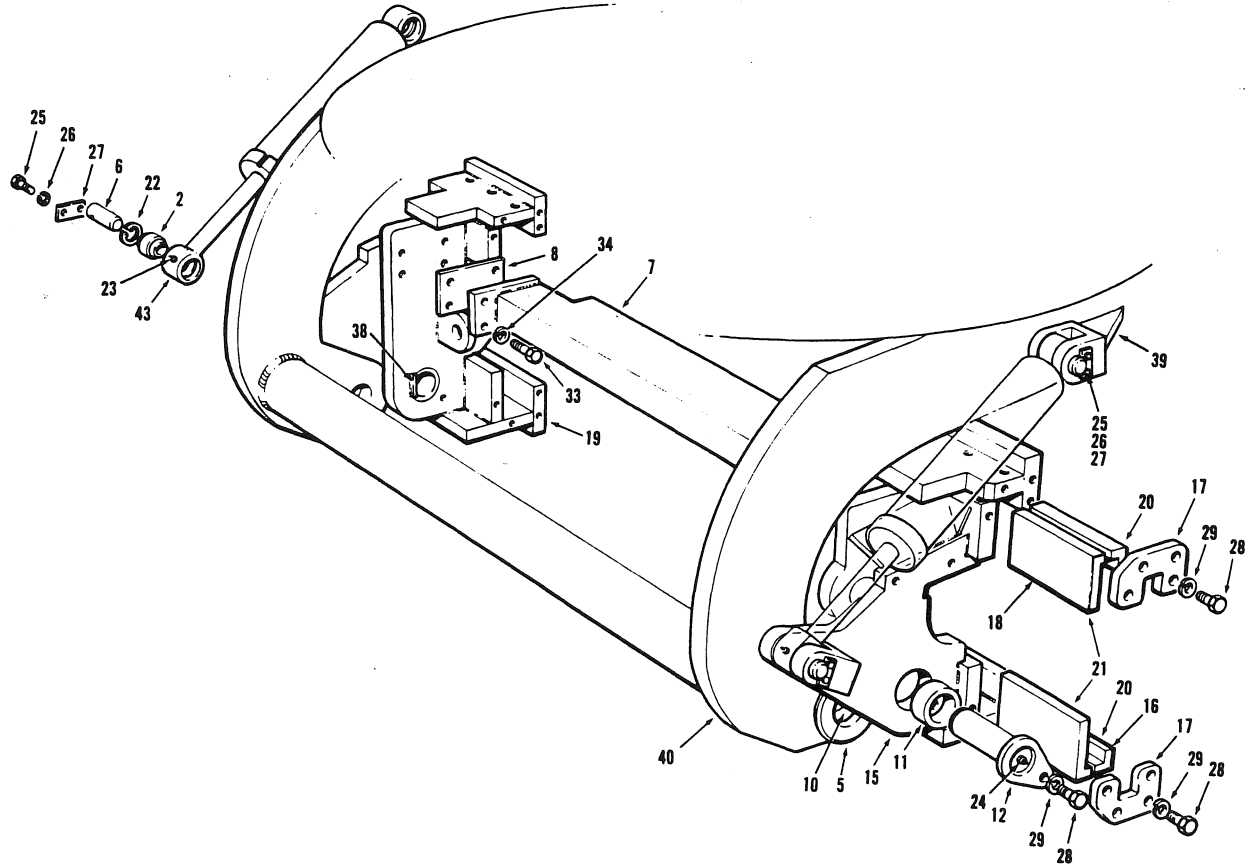
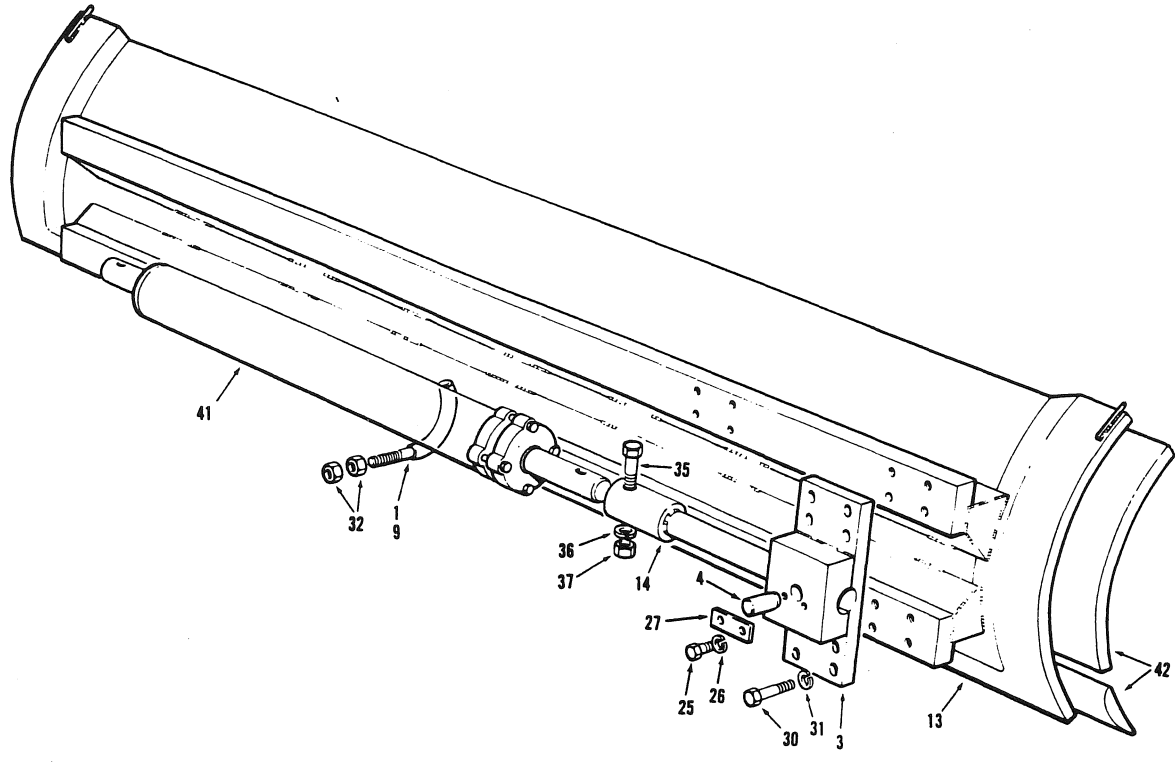
ISSUE No
N° D'ÉMISSION
N° DE EDICIÓN

EFFECTIVE SERIAL NUMBER(S) 20837 & UP
NUMERO(S) DE SÉRIE EFFECTIF(S)
NUMERO(S) DE SERIE EFECTIVO(S)

700 SERIES
SERIE 700

SECTION 2 PAGE 21
SECCION 2 PAGINA 21

SECTION SECCION		PAGE PAGINA		ISSUE No. N° D'ÉMISSION N° DE EDICION		POWERTILT MOLDBOARD - Models 750 thru 780A			AUGUST 1990	
No. N° N°	PART No. N° DE PIÈCE N° DE PIEZA	DESCRIPTION DÉSCRIPTION DESCRIPCION	No. REQ. N° REQ. N° REQ.	REMARKS REMARQUES NOTAS	No. N° N°	PART No. N° DE PIECE N° DE PIEZA	DESCRIPTION DÉSCRIPTION DESCRIPCION	No. REQ. N° REQ. N° REQ.	REMARKS REMARQUES NOTAS	
1	9513 x 38	RUBBER HOSE	1		24	29E-04	GREASE FITTING	2		
2	19629	BEARING	4		25	50A-0608	BOLT	10		
3	*56945	SLIDE SHIFT MOUNT	1		26	14A-06	LOCKWASHER	10		
4	*56946	PIN	1		27	*56909	LOCK PLATE	5		
5	54357	SPACER	4		28	50A-0810	BOLT	8		
6	*56951	PIN	4		29	14A-08	LOCKWASHER	8		
7	32069	TIE BAR	1		30	50A-1020	BOLT	8		
8	34752	SHIM	2		31	14A-10	LOCKWASHER	8		
9	36490-2	CLAMP	1		32	30A-10	NUT	2		
10	36968	PIVOT BUSHING	2		33	50A-1216	BOLT	8		
11	42438	PIVOT BUSHING	4		34	14A-12	LOCKWASHER	8		
12	54347	PIVOT PIN	2		35	*50A-1644	BOLT	2		
13	*56938	MOLDBOARD 1" x 26" x 12 FT.	1		36	14A-16	LOCKWASHER	2		
	*56940	MOLDBOARD 1" x 26" x 13 FT.	1		37	*30A-16	NUT	2		
	*56942	MOLDBOARD 1" x 26" x 14 FT.	1		38	48775	STOP - BUSHING	2	REPAIR PART	
	*56944	MOLDBOARD 1" x 26" x 16 FT.	1		39	*56954	MOUNTING LUG	2	REPAIR PART	
14	42615	SLIDE SHIFT CYLINDER EXTENSION	1							
15	*56948	TILT QUADRANT - R.H.	1		40		CIRCLE ASSEMBLY	REF.	SECTION 2 PAGE 5	
16	45704	SHIM - SHORT	4							
17	45705	RETAINER PLATE	8		41		SLIDE SHIFT CYLINDER	REF.	SECTION 2 PAGE 15	
18	45769	SHIM - LONG	4							
19	*56947	TILT QUADRANT - L.H.	1		42		MOLDBOARD, EDGES & EXTENSIONS	REF.	SECTION 2 PAGE 19	
20	51076	WEAR PLATE	4							
21	51078	WEAR BAR	4		43		POWER TILT CYLINDER	REF.	SECTION 2 PAGE 27	
22	19B-218	SNAP RING	2							
23	29A-02	GREASE FITTING	4							



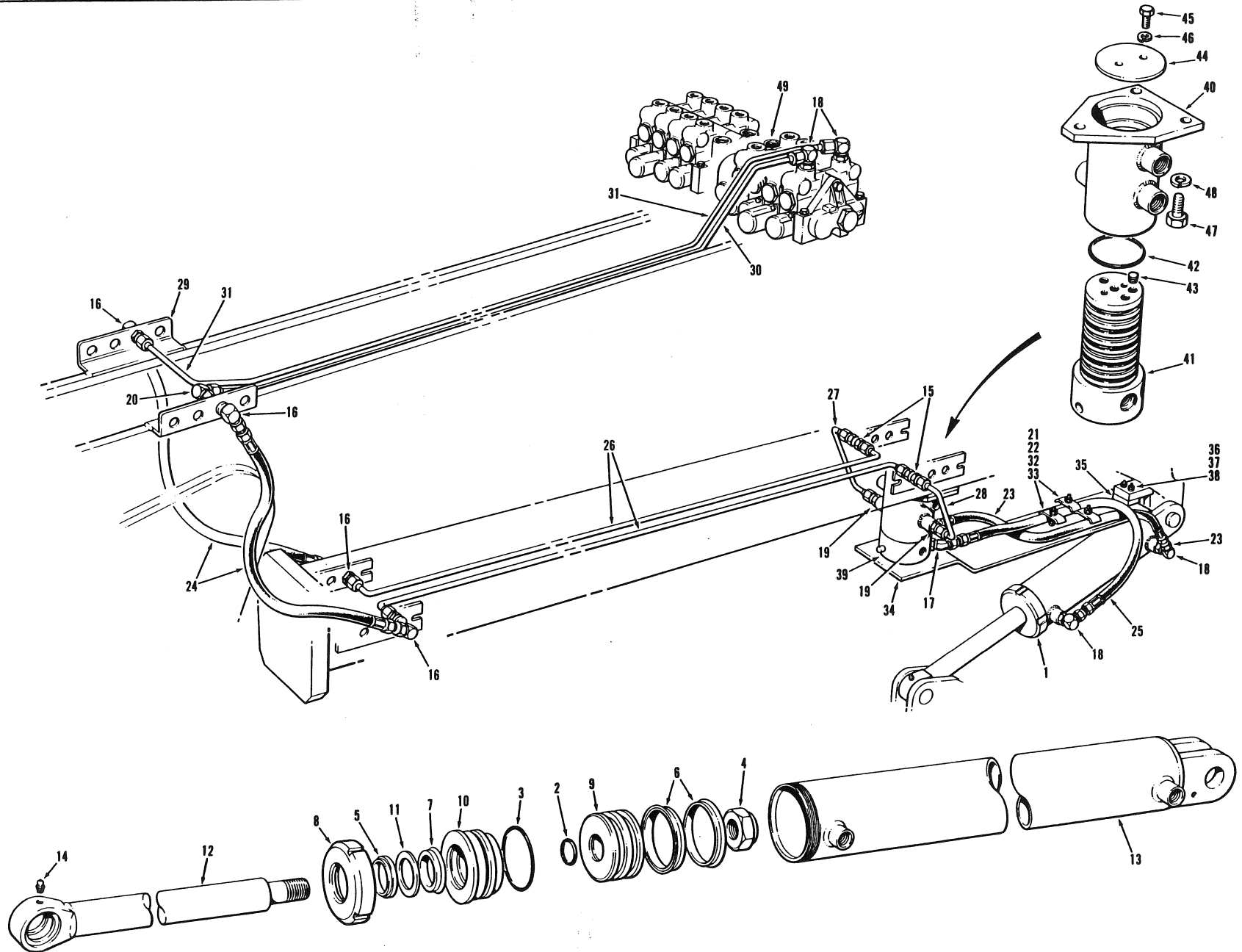
EFFECTIVE SERIAL NUMBER(S) 21915 & UP
 NUMERO(S) DE SÉRIE EFFECTIF(S)
 NUMERO(S) DE SERIE EFECTIVO(S)

700 SERIES
 SERIE 700

SECTION 2 PAGE 21
 SECCION 2 PAGINA 21

SECTION SECCION		PAGE PAGINA		ISSUE No. N° D'ÉMISSION N° DE EDICION		POWERTILT MOLDBOARD - Models 750A & 780A			DECEMBER 1991	
No. N° N°	PART No. N° DE PIÈCE N° DE PIEZA	DESCRIPTION DESCRIPTION DESCRIPCION	No. REQ. N° REQ. N° REQ.	REMARKS REMARQUES NOTAS	No. N° N°	PART No. N° DE PIECE N° DE PIEZA	DESCRIPTION DESCRIPTION DESCRIPCION	No. REQ. N° REQ. N° REQ.	REMARKS REMARQUES NOTAS	
1	9513 x 38	RUBBER HOSE	1		23	29A-02	GREASE FITTING	4		
2	19629	BEARING	4		24	29E-04	GREASE FITTING	2		
3	56945	SLIDE SHIFT MOUNT	1		25	50A-0608	BOLT	10		
4	56946	PIN	1		26	14A-06	LOCKWASHER	10		
5	54357	SPACER	4		27	56909	LOCK PLATE	5		
6	56951	PIN	4		28	50A-0810	BOLT	8		
7	32069	TIE BAR	1		29	14A-08	LOCKWASHER	8		
8	34752	SHIM	2		30	50A-1020	BOLT	8		
9	36490-2	CLAMP	1		31	14A-10	LOCKWASHER	8		
10	36968	PIVOT BUSHING	2		32	30A-10	NUT	2		
11	42438	PIVOT BUSHING	4		33	50A-1216	BOLT	8		
12	54347	PIVOT PIN	2		34	14A-12	LOCKWASHER	8		
	56938	MOLDBOARD 1" x 26" x 12 FT.	1		35	50A-1644	BOLT	2		
13	56940	MOLDBOARD 1" x 26" x 13 FT.	1		36	14A-16	LOCKWASHER	2		
	56942	MOLDBOARD 1" x 26" x 14 FT.	1		37	30A-16	NUT	2		
	56944	MOLDBOARD 1" x 26" x 16 FT.	1		38	48775	STOP - BUSHING	2	Repair Part	
14	42615	SLIDE SHIFT CYLINDER EXTENSION-R.H. - 14' MOLDBOARD	1		39	56954	MOUNTING LUG	2	Repair Part	
	*58423	SLIDE SHIFT CYLINDER EXTENSION-L.H. - 14' MOLDBOARD	1							
15	*58940	TILT QUADRANT - R.H.	1		40		CIRCLE ASSEMBLY	REF.	Sect 2 Pg 5	
16	45704	SHIM - SHORT	4							
17	45705	RETAINER PLATE	8		41		SLIDE SHIFT CYLINDER	REF.	Sect 2 Pg 15	
18	45769	SHIM - LONG	4							
19	*58939	TILT QUADRANT - L.H.	1		42		MOLDBOARD, EDGES & EXTENSIONS	REF.	Sect 2 Pg 19	
20	51076	WEAR PLATE	4							
21	51078	WEAR BAR	4		43		POWER TILT CYLINDER	REF.	Sect 2 Pg 27	
22	19B-218	SNAP RING	2							

CHAMPION ROAD MACHINERY



ISSUE No.
 N° D'ÉMISSION
 Nº DE EDICION 1

POWER TILT CYLINDER & CIRCUIT - MODEL 710/710A

OCTOBER 1984

FOR LIST OF PARTS - TURN THIS PAGE

POUR LA LISTE DES PIÈCES - VOIR AU VERSO

PARA LA LISTA DE LAS PIEZAS - VER AL VERSO

USE ONLY  CHAMPION ROAD MACHINERY APPROVED PARTS

EFFECTIVE SERIAL NUMBERS) 16224, 16245 & UP
 NUMEROS) DE SÉRIE EFFECTIFS)
 NUMEROS) DE SÉRIE EFFECTIVOS)
 U.S. 2021-2 & UP

700 SERIES
 SERIE 700

SECTION 2 PAGE 23
 SECTION 2 PAGINA 23

SECTION SECCION 2		PAGE PAGINA 24	ISSUE No. N° D'ÉMISSION N° DE EDICION 1	POWER TILT CYLINDER & CIRCUIT - MODEL 710/710A				OCTOBER 1984	
No. N° N°	PART No. N° DE PIÈCE N° DE PIEZA	DESCRIPTION DESCRIPTION DESCRIPCION	No. REQ. N° REQ. N° REQ.	REMARKS REMARQUES NOTAS	No. N° N°	PART No. N° DE PIECE N° DE PIEZA	DESCRIPTION DESCRIPTION DESCRIPCION	No. REQ. N° REQ. N° REQ.	REMARKS REMARQUES NOTAS
1	27963	POWER TILT HYDRAULIC CYLINDER ASSY.	1		39	14149	HYDRAULIC SWIVEL JOINT ASSY. - INCLUDES ITEMS 40 TO 46	1	
2	12A-218	O RING	1						
3	12A-342	O RING	1						
4	37H-20	LOCKNUT	1		40		BODY NOT AVAILABLE	1	
5	12035	WIPER RING	1		41		SPOOL SEPARATELY	1	
6	12036	PISTON SEAL	2		42	12A-334	O RING	5	
7	12037	ROD SEAL	1		43	115D-04	PLUG	4	
8	17608	CYLINDER NUT	1		44	7306	WASHER	1	
9	17609	PISTON	1		45	50A-0506	BOLT	2	
10	17610	GLAND	1		46	14A-05	LOCKWASHER	2	
11	17614	WASHER	1		47	51A-0808	BOLT	3	
12	33514	PISTON ROD	1		48	14A-08	LOCKWASHER	3	
13	33515	CYLINDER BARREL	1						
14	29A-02	GREASE FITTING	2		49		MANIFOLD VALVE ASSEMBLY	REF.	SECTION 4 PAGES 7/8
	26409	REPAIR KIT FOR 27963 CYLINDER ASSY.- INCLUDES ITEMS 2 TO 7 & 11	A.R.						
15	110N-08	CONNECTOR	2						
16	110W-08	CONNECTOR	4						
17	111A-0808	CONNECTOR	2						
18	111B-0808	CONNECTOR	4						
19	111E-0808	CONNECTOR	2						
20	112B-08	CONNECTOR	1						
21	8425	CLAMP	3						
22	9298	RUBBER PAD	3						
23	9313 X 28	HOSE	1						
24	9313 X 36	HOSE	2						
25	9313 X 42	HOSE	2						
26	24579	TUBE	2						
27	25733	TUBE - R.H.	1						
28	25734	TUBE - L.H.	1						
29	27133	BRACKET	1	REPAIR PART					
30	36920	TUBE - L.H.	1						
31	36921	TUBE - R.H.	1						
32	14A-06	LOCKWASHER	3						
33	30A-06	NUT	3						
34	14339	DRIVE ARM ASSEMBLY	1						
35	27558	SPACER	1						
36	50A-0516	BOLT	2						
37	14A-05	LOCKWASHER	2						
38	30A-05	NUT	2						

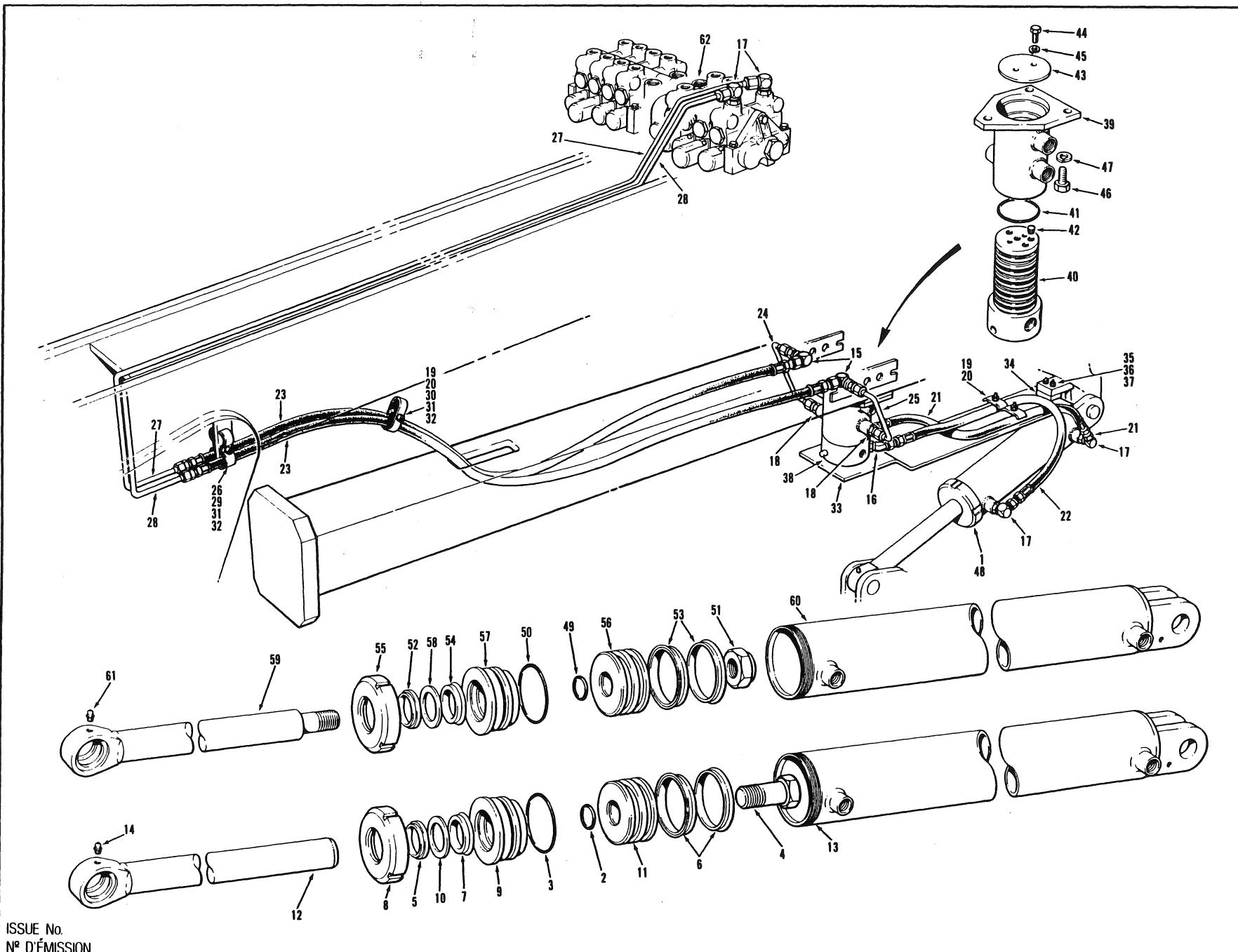
CHAMPION ROAD MACHINERY

EFFECTIVE SERIAL NUMBERS)
 NUMEROSI DE SÉRIE EFFECTIFS)
 NUMEROSI DE SERIE EFFECTIVOS)
 U.S. 2420-2 & UP

16806 & UP

700 SERIES
 SERIE 700

SECTION 2
 SECCION 2
 PAGE 23
 PAGINA 23



ISSUE No.
 N° D'ÉMISSION
 N° DE EDICION 2

POWER TILT CYLINDER & CIRCUIT - MODEL 710/710A

DECEMBER 1985

FOR LIST OF PARTS - TURN THIS PAGE POUR LA LISTE DES PIÈCES - VOIR AU VERSO PARA LA LISTA DE LAS PIEZAS - VER AL VERSO

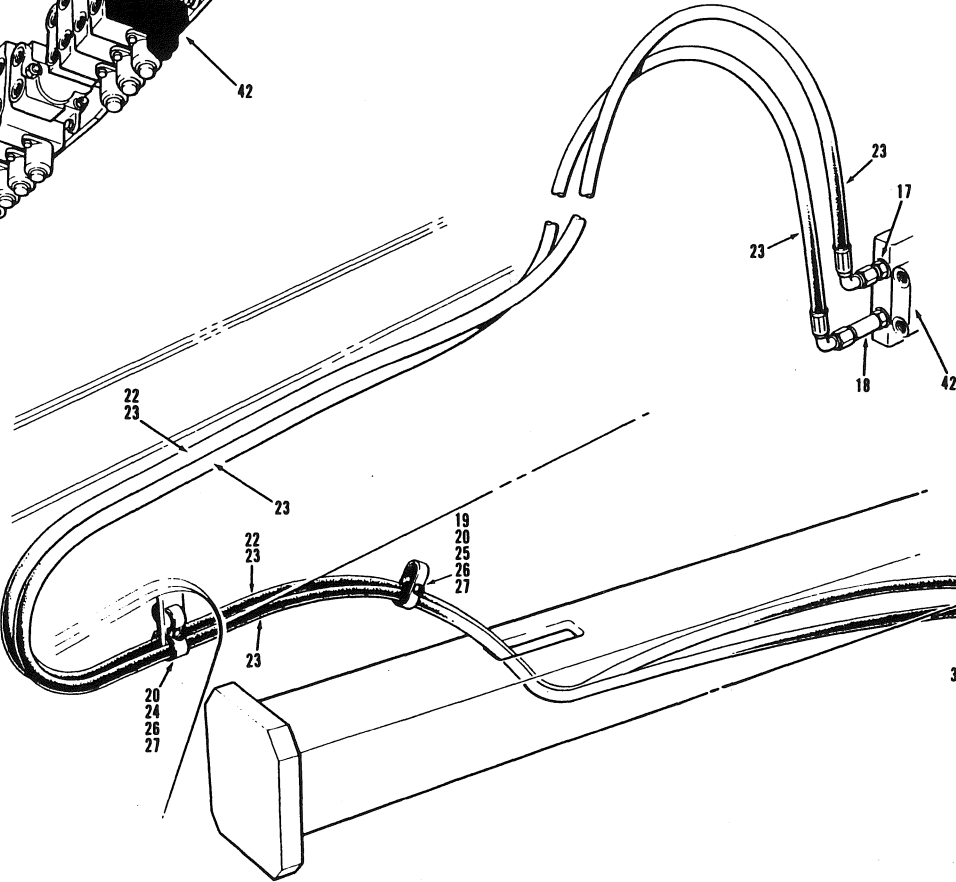
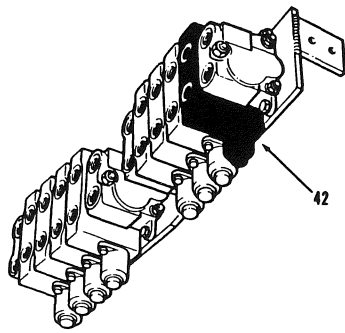
USE ONLY CHAMPION ROAD MACHINERY APPROVED PARTS

SECTION SECCION		PAGE PAGINA		ISSUE No. N° D'ÉMISSION N° DE EDICION		POWER TILT CYLINDER & CIRCUIT - MODEL 710/710A				DECEMBER 1985	
No. N° N°	PART No. N° DE PIÈCE N° DE PIEZA	DESCRIPTION DESCRIPTION DESCRIPCION	No. REQ. N° REQ. N° REQ.	REMARKS REMARQUES NOTAS	No. N° N°	PART No. N° DE PIECE N° DE PIEZA	DESCRIPTION DESCRIPTION DESCRIPCION	No. REQ. N° REQ. N° REQ.	REMARKS REMARQUES NOTAS		
<u>MODIFIED POWER TILT CYLINDER</u>					<u>HYDRAULIC SWIVEL JOINT ASSEMBLY</u>						
1	*42548	POWER TILT CYLINDER ASSY. - INCLUDES ITEMS 2 TO 14	1		38	14149	SWIVEL JOINT ASSY. - INCLUDES ITEMS 39 TO 45	1			
2	12A-218	O RING	1		39		BODY } NOT AVAILABLE	1			
3	12A-342	O RING	1		40		SPOOL } SEPARATELY	1			
4	*51A-1622	BOLT	1		41	12A-334	O RING	5			
5	12035	WIPER RING	1		42	115D-04	PLUG	4			
6	12036	PISTON SEAL	2		43	7306	WASHER	1			
7	12037	ROD SEAL	1		44	50A-0506	BOLT	2			
8	17608	CYLINDER NUT	1		45	14A-05	LOCKWASHER	2			
9	17610	GLAND	1		46	51A-0808	BOLT	3			
10	17614	WASHER	1		47	14A-08	LOCKWASHER	3			
11	*42151	PISTON	1								
12	*42549	PISTON ROD	1								
13	*42550	CYLINDER BARREL	1								
14	29A-02	GREASE FITTING	2		48	27963	<u>CYLINDER ASSEMBLY - LOCKNUT VERSION</u> POWER TILT CYLINDER ASSY. - INCLUDES ITEMS 49 TO 61	1			
15	110W-08	CONNECTOR	2		49	12A-218	O RING	1			
16	111A-0808	CONNECTOR	2		50	12A-342	O RING	1			
17	111B-0808	CONNECTOR	4		51	37H-20	LOCKNUT	1			
18	111E-0808	CONNECTOR	2		52	12035	WIPER RING	1			
19	8425	CLAMP	A.R.		53	12036	PISTON SEAL	2			
20	9298	RUBBER PAD	A.R.		54	12037	ROD SEAL	1			
21	9313 X 28	HOSE	1		55	17608	CYLINDER NUT	1			
22	9313 X 42	HOSE	1		56	17609	PISTON	1			
23	14369 X 94	HOSE	2		57	17610	GLAND	1			
24	25733	TUBE - R.H.	1		58	17614	WASHER	1			
25	25734	TUBE - L.H.	1		59	33514	PISTON ROD	1			
26	27756	CLAMP	A.R.		60	33515	CYLINDER BARREL	1			
27	42037	TUBE - L.H.	1		61	29A-02	GREASE FITTING	2			
28	42038	TUBE - R.H.	1								
29	50A-0620	BOLT	1			26409	REPAIR KIT FOR 27963 CYLINDER ASSY.- INCLUDES ITEMS 49 TO 54 & 58	A.R.			
30	50A-0624	BOLT	1								
31	14A-06	LOCKWASHER	2								
32	30A-06	NUT	2		62		MANIFOLD VALVE ASSEMBLY	REF.	SECTION 4 PAGE 8		
33	14339	DRIVE ARM ASSEMBLY	1								
34	27558	SPACER	1								
35	50A-0506	BOLT	2								
36	14A-06	LOCKWASHER	3								
37	30A-06	NUT	3								

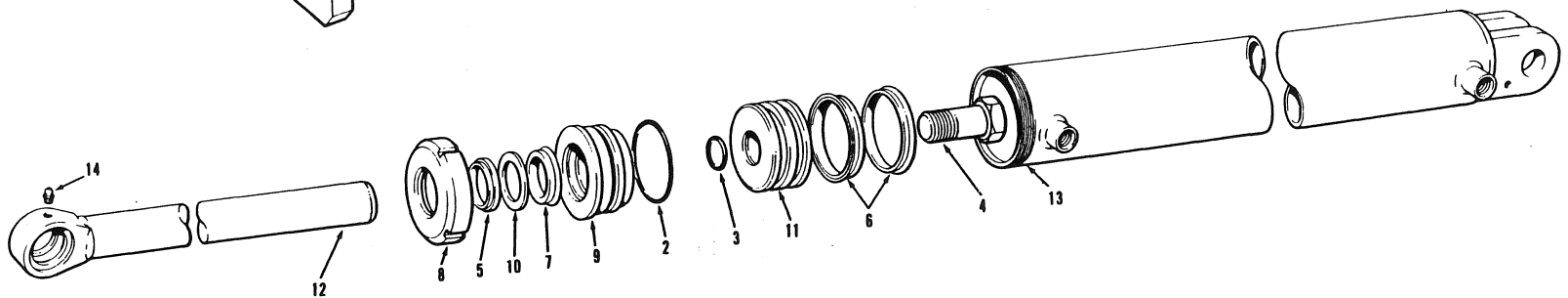
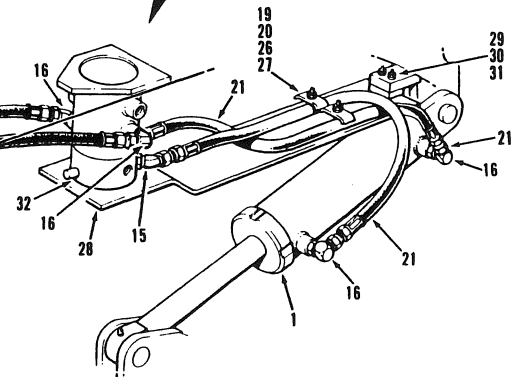
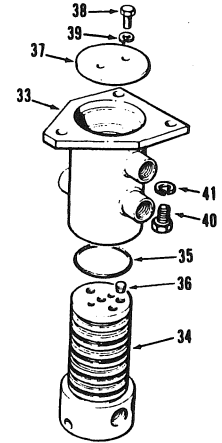
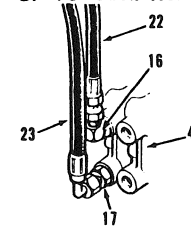
EFFECTIVE SERIAL NUMBERS) 18578, 18590, 18592 & UP
 NUMEROS) DE SÉRIE EFFECTIFS)
 NUMEROS) DE SERIE EFFECTIVOS)

700 SERIES
 SERIE 700

SECTION 2 PAGE 23
 SECCION 2 PAGINA 23



UP TO SER. No. 19291



ISSUE No. 3 REVISION A
 N° D'ÉMISSION
 N° DE EDICION

POWER TILT CYLINDER & CIRCUIT - MODELS 710 & 710A

FEBRUARY 1989

FOR LIST OF PARTS - TURN THIS PAGE

POUR LA LISTE DES PIÈCES - VOIR AU VERSO

PARA LA LISTA DE LAS PIEZAS - VER AL VERSO

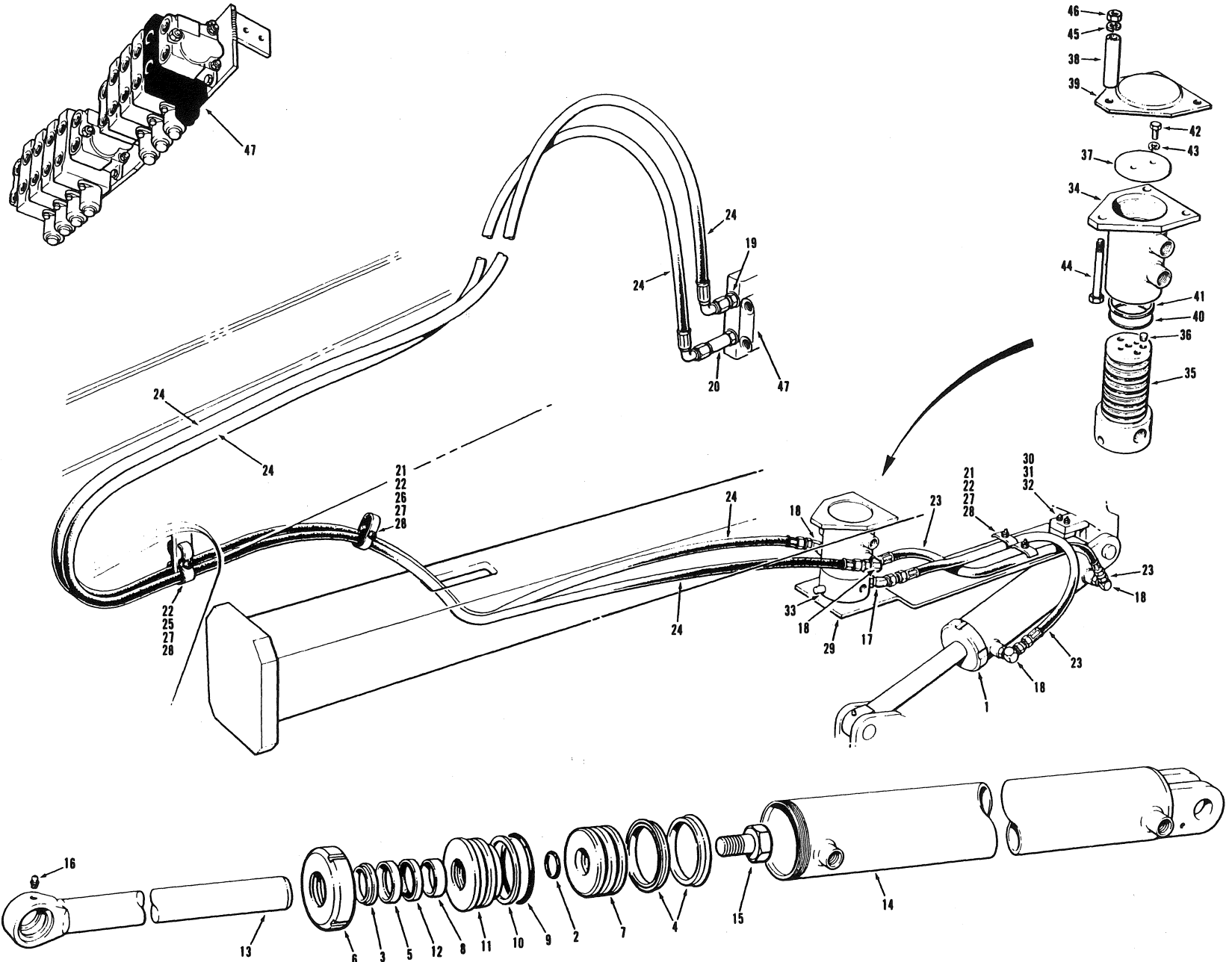
USE ONLY CHAMPION ROAD MACHINERY APPROVED PARTS

SECTION SECCION 2		PAGE PAGINA 24		ISSUE No. N° D'ÉMISSION N° DE EDICION 3 REVISION A		POWER TILT CYLINDER & CIRCUIT - MODEL 710/710A			FEBRUARY 1989	
No. N° N°	PART No. N° DE PIÈCE N° DE PIEZA	DESCRIPTION DESCRIPTION DESCRIPCION	No. REQ N° REQ. N° REQ.	REMARKS REMARQUES NOTAS	No. N° N°	PART No. N° DE PIECE N° DE PIEZA	DESCRIPTION DESCRIPTION DESCRIPCION	No. REQ N° REQ. N° REQ.	REMARKS REMARQUES NOTAS	
<u>POWER TILT CYLINDER</u>					<u>HYDRAULIC SWIVEL JOINT ASSEMBLY</u>					
1	42548	POWER TILT CYLINDER ASSY. - INCLUDES ITEMS 2 TO 14	1		32	14149	SWIVEL JOINT ASSY. - INCLUDES ITEMS 32 TO 38	1		
2	44244	O RING	1		33		BODY } NOT AVAILABLE SPOOL } SEPARATELY	1		
3	12A-218	O RING	1		34			1		
4	51A-1622	BOLT	1		35	12A-334	O RING	5		
5	12035	WIPER RING	1		36	115D-04	PLUG	4		
6	12036	PISTON SEAL	2		37	7306	WASHER	1		
7	12037	ROD SEAL	1		38	50A-0506	BOLT	2		
8	17608	CYLINDER NUT	1		39	14A-05	LOCKWASHER	2		
9	17610	GLAND	1		40	51A-0808	BOLT	3		
10	17614	WASHER	1		41	14A-08	LOCKWASHER	3		
11	42151	PISTON	1							
12	42549	PISTON ROD	1							
13	42550	CYLINDER BARREL	1		42		MANIFOLD VALVE ASSEMBLY		REF. SECTION 4	
14	29A-02	GREASE FITTING	2						PAGE 8	
	44277	REPAIR KIT FOR 42548 CYLINDER ASSY. - INCLUDES ITEMS 2 TO 7 & 10	A.R.							
15	111A-0808	CONNECTOR	2							
16	111B-0808	CONNECTOR	5							
17	111E-0808	CONNECTOR	1							
18	*111F-0808	CONNECTOR	1	S/N 19300 & UP						
19	8425	CLAMP	A.R.							
20	9298	RUBBER PAD	A.R.							
21	9313 X 30	HOSE	2							
22	9313 X 300	HOSE	1	UP TO S/N 19291						
23	14382 X 300	HOSE	1							
24	27756	CLAMP	A.R.							
25	50A-0624	BOLT	1							
26	14A-06	LOCKWASHER	A.R.							
27	30A-06	NUT	A.R.							
28	42179	DRIVE ARM ASSEMBLY	1							
29	50A-0516	BOLT	2							
30	14A-05	LOCKWASHER	2							
31	30A-05	NUT	2							

EFFECTIVE SERIAL NUMBERS) 19819 & UP
NUMEROS) DE SERIE EFFECTIFS)
NUMEROS) DE SERIE EFFECTIVOS)

700 SERIES
SERIE 700

SECTION 2 PAGE 23
SECCION 2 PAGINA 23



ISSUE No.
N° D'ÉMISSION
N° DE EDICION 4

POWER TILT CYLINDER & CIRCUIT - MODELS 710 & 710A

JANUARY 1990

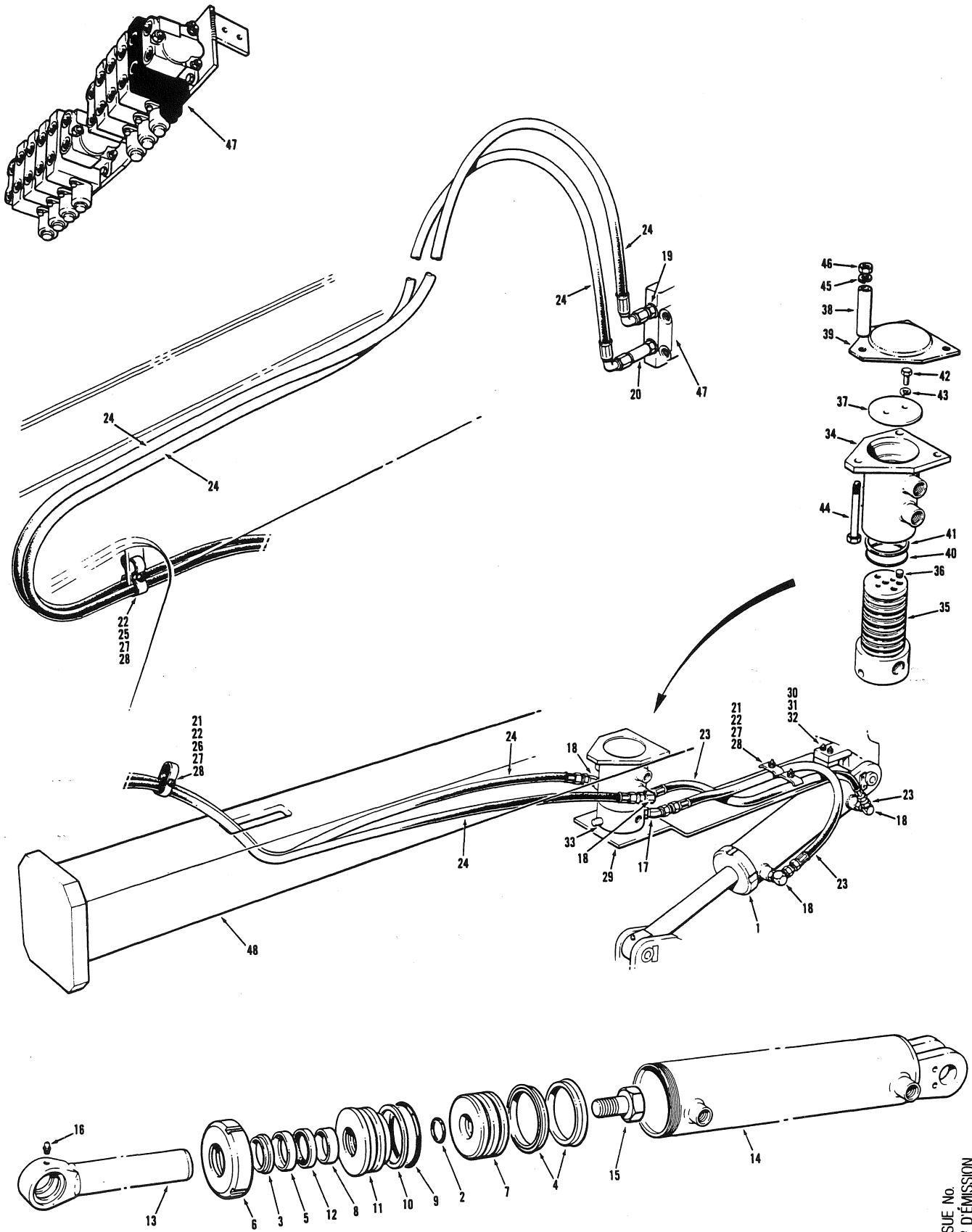
FOR LIST OF PARTS - TURN THIS PAGE

POUR LA LISTE DES PIÈCES - VOIR AU VERSO

PARA LA LISTA DE LAS PIEZAS - VER AL VERSO

USE ONLY CHAMPION APPROVED PARTS

SECTION SECCION		PAGE PAGINA		ISSUE No. N° D'ÉMISSION N° DE EDICION		POWER TILT CYLINDER & CIRCUIT - MODELS 710 & 710A			JANUARY 1990	
No. N° N°	PART No. N° DE PIÈCE N° DE PIEZA	DESCRIPTION DÉSCRIPTION DESCRIPCION	No. REQ. N° REQ. N° REQ.	REMARKS REMARQUES NOTAS	No. N° N°	PART No. N° DE PIECE N° DE PIEZA	DESCRIPTION DÉSCRIPTION DESCRIPCION	No. REQ. N° REQ. N° REQ.	REMARKS REMARQUES NOTAS	
CYLINDER ASSEMBLY					HYDRAULIC SWIVEL JOINT ASSEMBLY					
1	*46318	POWER TILT CYLINDER ASSEMBLY - INCLUDES ITEMS 2 TO 16	1		33	14149	SWIVEL JOINT ASSEMBLY - INCLUDES ITEMS 34 TO 37 & 40 TO 43	1		
2	*12A-224	O RING	1		34		BODY } NOT AVAILABLE SPOOL } SEPARATELY	1		
3	12035	WIPER RING	1		35			1		
4	12036	PISTON SEAL	2		36	115D-04	PLUG	4		
5	12037	ROD SEAL	1		37	7306	WASHER	1		
6	17608	CYLINDER NUT	1		38	*46614	SPACER	3		
7	42151	PISTON	1		39	*46617	COVER	1		
8	*43074	WEAR RING	1		40	*52019	O RING	5		
9	44244	O RING	1		41	*52020	BACK-UP RING	2		
10	*44266	BACK-UP RING	1		42	50A-0506	BOLT	2		
11	*45734	GLAND	1		43	14A-05	LOCKWASHER	2		
12	*45890	BUFFER RING	1		44	51A-0832	BOLT	3		
13	*46320	PISTON ROD	1		45	14A-08	LOCKWASHER	3		
14	*46321	CYLINDER BARREL	1		46	*30A-08	NUT	3		
15	*50A-1620	BOLT	1							
16	29A-02	GREASE FITTING	2		47		MANIFOLD VALVE ASSEMBLY	REF.	SECTION 4 PAGE 8	
	*48953	REPAIR KIT FOR 46318 CYLINDER ASSEMBLY - INCLUDES ITEMS 2 TO 5, 8 TO 10, 12 & 15	A.R.							
17	111A-0808	CONNECTOR	2							
18	111B-0808	CONNECTOR	4							
19	111E-0808	CONNECTOR	1							
20	111F-0808	CONNECTOR	1							
21	8425	CLAMP	A.R.							
22	9298	RUBBER PAD	A.R.							
23	9313X30	HOSE	2							
24	14382 x 300	HOSE	2							
25	27756	CLAMP	A.R.							
26	50A-0624	BOLT	1							
27	14A-06	LOCKWASHER	A.R.							
28	30A-06	NUT	A.R.							
29	42179	DRIVE ARM ASSEMBLY	1							
30	50A-0516	BOLT	2							
31	14A-05	LOCKWASHER	2							
32	30A-05	NUT	2							



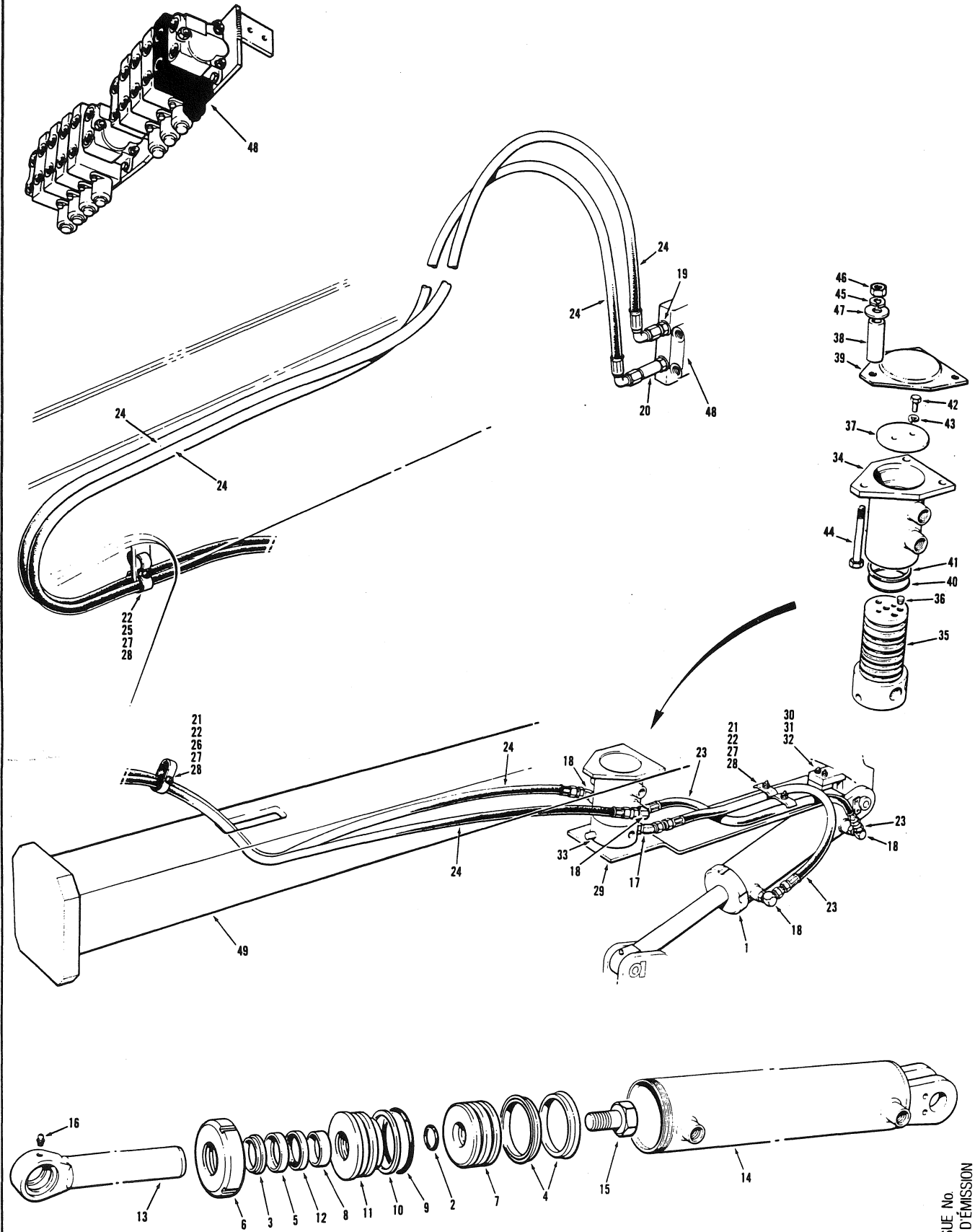
EFFECTIVE SERIAL NUMBER(S) 21254 & UP
 NUMERO(S) DE SÉRIE EFFECTIF(S)
 NUMERO(S) DE SERIE EFECTIVO(S)

700 SERIES
SERIE 700

SECTION 2 **PAGE 23**
SECCION 2 **PAGINA 23**

SECTION SECCION		PAGE PAGINA		ISSUE No. N° D'ÉMISSION N° DE EDICION		POWER TILT CYLINDER & CIRCUIT - Models 710/710A				FEBRUARY 1991	
No. N° N°	PART No. N° DE PIÈCE N° DE PIEZA	DESCRIPTION DESCRIPTION DESCRIPCION	No. REQ. N° REQ. N° REQ.	REMARKS REMARQUES NOTAS	No. N° N°	PART No. N° DE PIÈCE N° DE PIEZA	DESCRIPTION DESCRIPTION DESCRIPCION	No. REQ. N° REQ. N° REQ.	REMARKS REMARQUES NOTAS		
1	*59045	POWER TILT CYLINDER ASSEMBLY - INCLUDES ITEMS 2 to 16	1		33	14149	HYDRAULIC SWIVEL JOINT ASSEMBLY - INCLUDES ITEMS 34 to 37 & 40 to 43	1			
	48953	REPAIR KIT FOR 59045 - CYLINDER ASSEMBLY - INCLUDES ITEMS 2 to 5, 8 to 10, 12 & 15	1 per		34		BODY } NOT AVAILABLE SPOOL } SEPARATELY PLUG }	1			
2	12A-224	O-RING	1		35			1			
3	12035	WIPER RING	1		36	115D-04		4			
4	12036	PISTON SEAL	2		37	7306	WASHER	1			
5	12037	ROD SEAL	1		38	46614	SPACER	3			
6	17608	CYLINDER NUT	1		39	46617	COVER	1			
7	42151	PISTON	1		40	52019	O-RING	5			
8	43074	WEAR RING	1		41	52020	BACK-UP RING	2			
9	44244	O-RING	1		42	50A-0506	BOLT	2			
10	44266	BACK-UP RING	1		43	14A-05	LOCKWASHER	2			
11	45734	GLAND	1		44	51A-0832	BOLT	3			
12	45890	BUFFER RING	1		45	14A-08	LOCKWASHER	3			
13	46320	PISTON ROD	1		46	30A-08	NUT	3			
14	*59046	CYLINDER BARREL	1		47		MANIFOLD VALVE ASSEMBLY	REF.	Sect 4 Pg 7		
15	50A-1620	BOLT	1		48		DRAWBAR ASSEMBLY	REF.	Sect 2 Pg 3		
16	29A-02	GREASE FITTING	2								
17	111A-0808	CONNECTOR	2								
18	111B-0808	CONNECTOR	4								
19	111E-0808	CONNECTOR	1								
20	111F-0808	CONNECTOR	1								
21	8425	CLAMP	2								
22	9298	RUBBER PAD	2								
23	9313 x 30	HOSE	2								
24	14382 x 300	HOSE	2								
25	27756	CLAMP	1								
26	50A-0624	BOLT	1								
27	14A-06	LOCKWASHER	2								
28	30A-06	NUT	2								
29	42179	DRIVE ARM ASSEMBLY	1								
30	50A-0516	BOLT	2								
31	14A-05	LOCKWASHER	2								
32	30A-05	NUT	2								

CHAMPION ROAD MACHINERY



ISSUE No.
N° D'ÉMISSION
N° DE EDICION

EFFECTIVE SERIAL NUMBER(S) 21283 & UP
 NUMERO(S) DE SÉRIE EFFECTIF(S)
 NUMERO(S) DE SERIE EFECTIVO(S)

700 SERIES
 SERIE 700

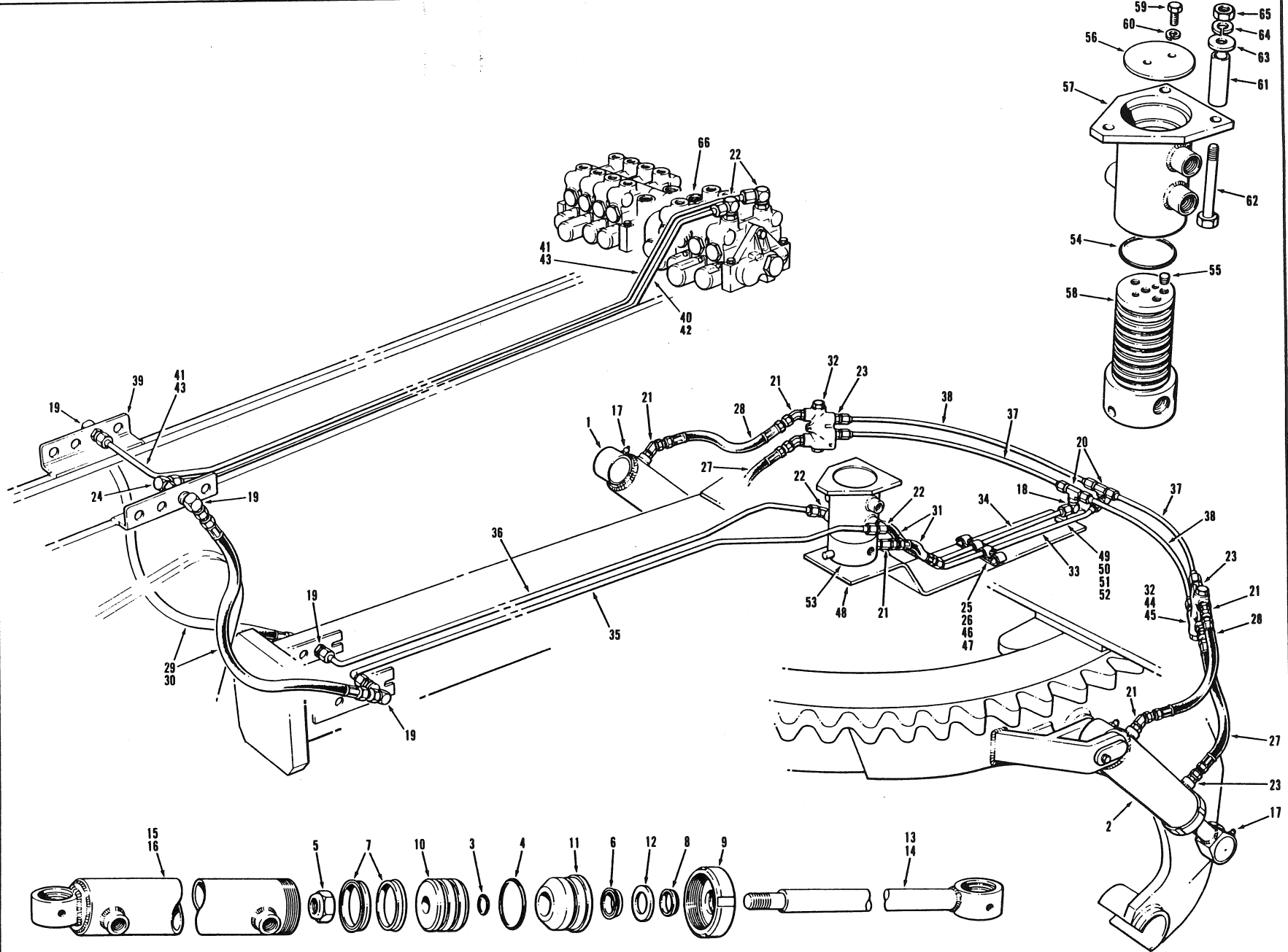
SECTION 2 PAGE 23
 SECCION 2 PAGINA 23

SECTION SECCION		2	PAGE PAGINA	24	ISSUE No. N° D'ÉMISSION N° DE EDICION	6	POWER TILT CYLINDER & CIRCUIT - Models 710/710A			APRIL 1991
No. N° N°	PART No. N° DE PIÉCE N° DE PIEZA	DESCRIPTION DESCRIPTION DESCRIPCION	No. REQ. N° REQ. N° REQ.	REMARKS REMARQUES NOTAS	No. N° N°	PART No. N° DE PIÉCE N° DE PIEZA	DESCRIPTION DESCRIPTION DESCRIPCION	No. REQ. N° REQ. N° REQ.	REMARKS REMARQUES NOTAS	
1	59045	POWER TILT CYLINDER ASSEMBLY - INCLUDES ITEMS 2 to 16	1		33	*58139	HYDRAULIC SWIVEL JOINT ASSEMBLY - INCLUDES ITEMS 34 to 37 & 40 to 43	1		
	48953	REPAIR KIT FOR 59045 - CYLINDER ASSEMBLY - INCLUDES ITEMS 2 to 5, 8 to 10, 12 & 15	1 per		34		BODY } NOT AVAILABLE SPOOL } SEPARATELY	1		
2	12A-224	O-RING	1		35				1	
3	12035	WIPER RING	1		36	115D-04	PLUG	4		
4	12036	PISTON SEAL	2		37	7306	WASHER	1		
5	12037	ROD SEAL	1		38	46614	SPACER	3		
6	17608	CYLINDER NUT	1		39	46617	COVER	1		
7	42151	PISTON	1		40	*58327	O-RING	5		
8	43074	WEAR RING	1		41	52020	BACK-UP RING	8		
9	44244	O-RING	1		42	50A-0506	BOLT	2		
10	44266	BACK-UP RING	1		43	14A-05	LOCKWASHER	2		
11	45734	GLAND	1		44	51A-0832	BOLT	3		
12	45890	BUFFER RING	1		45	14A-08	LOCKWASHER	3		
13	46320	PISTON ROD	1		46	30A-08	NUT	3		
14	59046	CYLINDER BARREL	1		47	*14C-08	FLATWASHER	3		
15	50A-1620	BOLT	1		48		MANIFOLD VALVE ASSEMBLY	REF.	Sect 4 Pg 7	
16	29A-02	GREASE FITTING	2		49		DRAWBAR ASSEMBLY	REF.	Sect 2 Pg 3	
17	111A-0808	CONNECTOR	2							
18	111B-0808	CONNECTOR	4							
19	111E-0808	CONNECTOR	1							
20	111F-0808	CONNECTOR	1							
21	8425	CLAMP	2							
22	9298	RUBBER PAD	2							
23	9313 x 30	HOSE	2							
24	14382 x 300	HOSE	2							
25	27756	CLAMP	1							
26	50A-0624	BOLT	1							
27	14A-06	LOCKWASHER	2							
28	30A-06	NUT	2							
29	42179	DRIVE ARM ASSEMBLY	1							
30	50A-0516	BOLT	2							
31	14A-05	LOCKWASHER	2							
32	30A-05	NUT	2							

EFFECTIVE SERIAL NUMBERS) 16224, 16245 & UP
 NUMEROS) DE SÉRIE EFFECTIFS)
 NUMEROS) DE SERIE EFFECTIVOS)
 U.S. 2021-2 & UP

700 SERIES
 SERIE 700

SECTION 2 PAGE 25
 SECCION 2 PAGINA 25



ISSUE No.
 N° D'ÉMISSION
 N° DE EDICION 1

POWER TILT CYLINDER & CIRCUIT - MODEL 720 THRU 760

OCTOBER 1984

FOR LIST OF PARTS - TURN THIS PAGE

POUR LA LISTE DES PIÈCES - VOIR AU VERSO

PARA LA LISTA DE LAS PIEZAS - VER AL VERSO

USE ONLY CHAMPION APPROVED PARTS

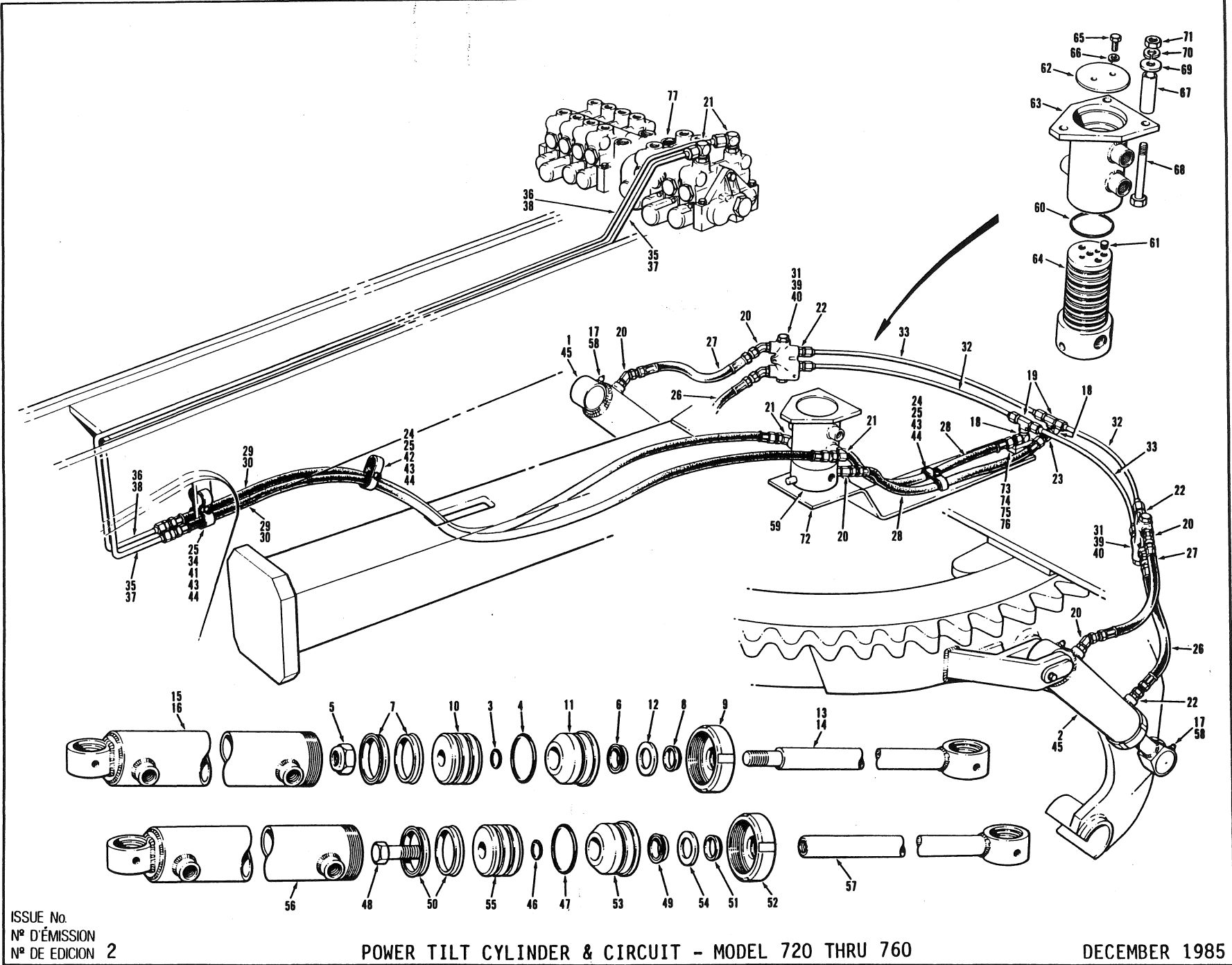
SECTION 2		PAGE 26		ISSUE No. 1		POWER TILT CYLINDER & CIRCUIT - MODEL 720 THRU 760				OCTOBER 1984	
No. N°	PART No. N° DE PIÈCE N° DE PIEZA	DESCRIPTION DÉSCRIPTION DESCRIPCION	No. REQ. N° REQ. N° REQ.	REMARKS REMARQUES NOTAS	No. N°	PART No. N° DE PIÈCE N° DE PIEZA	DESCRIPTION DÉSCRIPTION DESCRIPCION	No. REQ. N° REQ. N° REQ.	REMARKS REMARQUES NOTAS		
1	27839	POWER TILT CYLINDER - R.H.	1		33	17431	TUBE - L.H.	1			
2	27840	POWER TILT CYLINDER - L.H.	1		34	17432	TUBE - R.H.	1			
3	12A-214	O RING	1		35	17519	TUBE - L.H.	1			
4	12A-334	O RING	1		36	17520	TUBE - R.H.	1			
5	37H-16	LOCKNUT	1		37	17942	TUBE	2			
6	12164	ROD SEAL	1		38	17943	TUBE	2			
7	12165	PISTON SEAL	2		39	27133	BRACKET	2	REPAIR PART		
8	12166	WIPER	1								
9	17605	CYLINDER NUT	1		40	36920	TUBE - L.H.	1	720, 720A, 730 & 730A		
10	17606	PISTON	1		41	36921	TUBE - R.H.	1			
11	17607	GLAND	1						740, 740A & 760		
12	17613	WASHER	1		42	40239	TUBE - L.H.	1			
13	24108	PISTON ROD - R.H.	1		43	40240	TUBE - R.H.	1			
14	24109	PISTON ROD - L.H.	1								
15	27841	CYLINDER BARREL - R.H.	1		44	50A-0408	BOLT	4			
16	27842	CYLINDER BARREL - L.H.	1		45	14A-04	LOCKWASHER	4			
17	29A-02	GREASE FITTING	2		46	14A-06	LOCKWASHER	2			
	26408	REPAIR KIT FOR 27839 OR 27840 CYLINDER ASSY. - INCLUDES ITEMS 3 TO 8	A.R.		47	30A-06	NUT	2			
18	110R-0808	CONNECTOR	2		48	17202	DRIVE ARM ASSY.	1			
19	110W-0808	CONNECTOR	4		49	27558	SPACER	1			
20	110Z-0808	TEE	2		50	50A-0516	BOLT	2			
21	111A-0808	CONNECTOR	8		51	14A-05	LOCKWASHER	2			
22	111B-0808	CONNECTOR	4		52	30A-05	NUT	2			
23	111E-0808	CONNECTOR	6		53	14149	HYDRAULIC SWIVEL JOINT ASSY. - INCLUDES ITEMS 54 TO 60	1			
24	112B-08	CONNECTOR	2								
25	1008	CLAMP	2		54	12A-334	O RING	5			
26	9298	PAD	4		55	115D-04	PLUG	4			
27	9313 X 18	HOSE	2		56	7306	WASHER	1			
28	9313 X 22	HOSE	2		57	12516	BODY	1			
29	9313 X 36	HOSE	2	720, 720A 730 & 730A	58	12542	SPOOL	1			
30	9313 X 42	HOSE	2	740, 740A & 760	59	50A-0506	BOLT	2			
31	14369 X 10.5	HOSE	2		60	14A-05	LOCKWASHER	2			
32	16773	LOCK VALVE	2		61	17200	SPACER	3			
					62	50A-0832	BOLT	3			
					63	14C-08	FLATWASHER	3			
					64	14A-08	LOCKWASHER	3			
					65	30A-08	NUT	3			
					66		MANIFOLD VALVE ASSEMBLY	REF.	SECTION 4 PAGE 7/8		

CHAMPION ROAD MACHINERY

EFFECTIVE SERIAL NUMBERS) 16806 & UP
 NUMEROS) DE SERIE EFFECTIFS)
 NUMEROS) DE SERIE EFECTIVOS)
 U.S. 2420-2 & UP

700 SERIES
 SERIE 700

SECTION 2 PAGE 25
 SECTION 2 PAGINA 25



ISSUE No.
 N° D'ÉMISSION
 N° DE EDICION 2

POWER TILT CYLINDER & CIRCUIT - MODEL 720 THRU 760

DECEMBER 1985

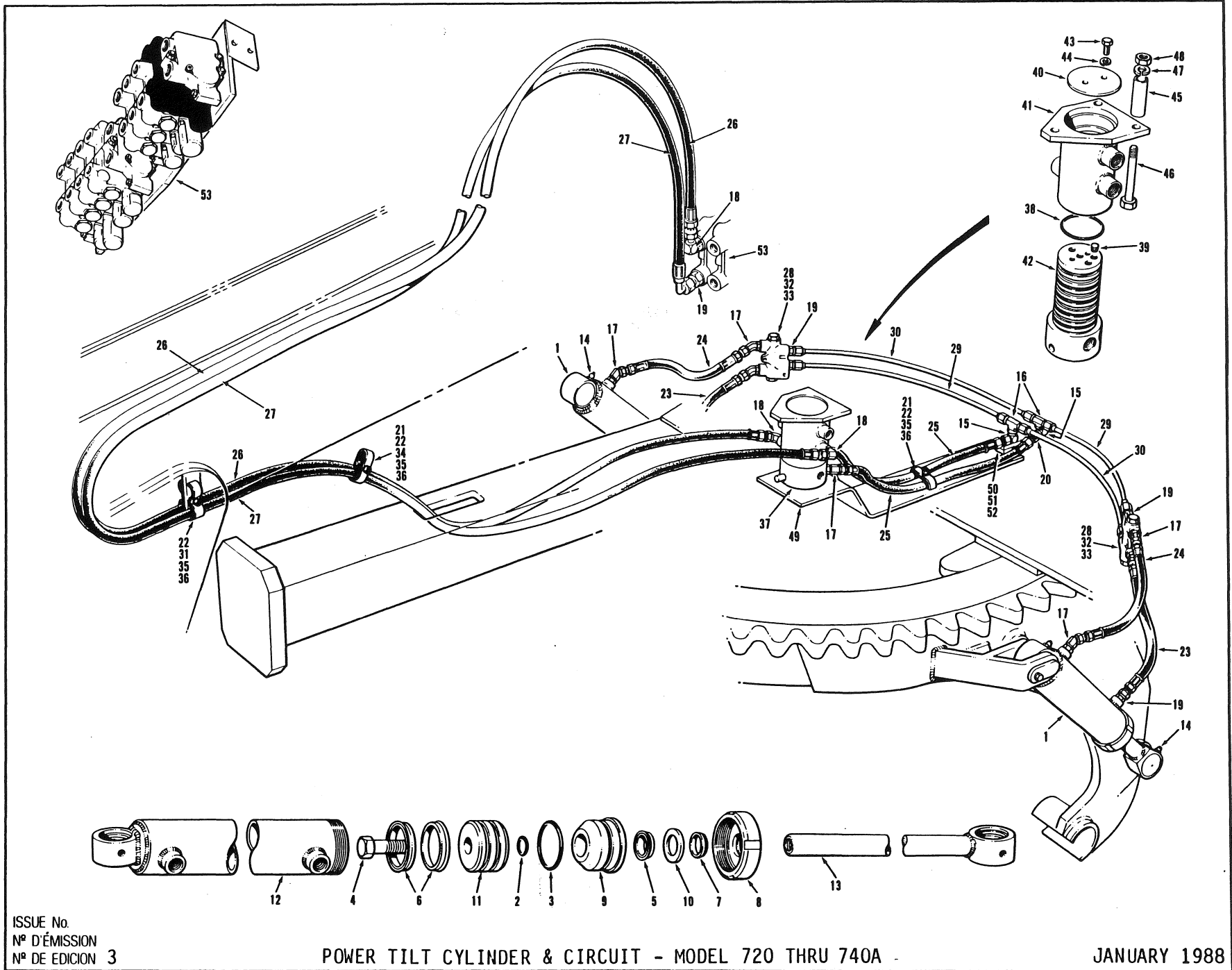
FOR LIST OF PARTS - TURN THIS PAGE

POUR LA LISTE DES PIÈCES - VOIR AU VERSO

PARA LA LISTA DE LAS PIEZAS - VER AL VERSO

USE ONLY CHAMPION APPROVED PARTS

SECTION SECCION 2		PAGE PAGINA 26	ISSUE No. N° D'ÉMISSION N° DE EDICION 2	POWER TILT CYLINDER & CIRCUIT - MODEL 720 THRU 760				DECEMBER 1985	
No. N° N°	PART No. N° DE PIÈCE N° DE PIEZA	DESCRIPTION DÉSCRIPTION DESCRIPCION	No. REQ. N° REQ. N° REQ.	REMARKS REMARQUES NOTAS	No. N° N°	PART No. N° DE PIÈCE N° DE PIEZA	DESCRIPTION DÉSCRIPTION DESCRIPCION	No. REQ. N° REQ. N° REQ.	REMARKS REMARQUES NOTAS
<u>CYLINDER ASSEMBLY - LOCKNUT VERSION</u>									
1	27839	POWER TILT CYLINDER ASSY. - R.H. INCLUDES ITEMS 3 TO 13, 15 & 17	1		39	50A-0408	BOLT	4	
2	27840	POWER TILT CYLINDER ASSY. - L.H. INCLUDES ITEMS 3 TO 12, 14, 16 & 17	1		40	14A-04	LOCKWASHER	4	
3	12A-214	O RING	1		41	50A-0620	BOLT	1	
4	12A-334	O RING	1		42	50A-0624	BOLT	1	
5	37H-16	LOCKNUT	1		43	14A-06	LOCKWASHER	3	
6	12164	ROD SEAL	1		44	30A-06	NUT	3	
7	12165	SEAL	2		<u>MODIFIED CYLINDER ASSEMBLY</u>				
8	12166	WIPER	1		45	42160	POWER TILT CYLINDER ASSY. - INCLUDES ITEMS 46 TO 58	2	
9	17605	CYLINDER NUT	1		46	*12A-216	O RING	1	
10	17606	PISTON	1		47	12A-334	O RING	1	
11	17607	GLAND	1		48	*51A-1220	BOLT	1	
12	17613	WASHER	1		49	12164	ROD SEAL	1	
13	24108	PISTON ROD - R.H.	1		50	12165	SEAL	2	
14	24109	PISTON ROD - L.H.	1		51	12166	WIPER	1	
15	27841	CYLINDER BARREL - R.H.	1		52	17605	CYLINDER NUT	1	
16	27842	CYLINDER BARREL - L.H.	1		53	17607	GLAND	1	
17	29A-02	GREASE FITTING	2		54	17613	WASHER	1	
	26408	REPAIR KIT FOR 27839 OR 27840 CYLINDER ASSY. - INCLUDES ITEMS 3 TO 8			55	*42122	PISTON	1	
					56	*42161	BARREL	1	
					57	*42162	PISTON ROD ASSY.	1	
					58	29A-02	GREASE FITTING	2	
18	110R-0808	CONNECTOR	2		<u>HYDRAULIC SWIVEL JOINT ASSEMBLY</u>				
19	110Z-0808	CONNECTOR	2		<u>HYDRAULIC SWIVEL JOINT ASSEMBLY</u>				
20	111A-0808	CONNECTOR	8		<u>HYDRAULIC SWIVEL JOINT ASSEMBLY</u>				
21	111B-0808	CONNECTOR	4		59	14149	SWIVEL JOINT ASSY. - INCLUDES ITEMS 60 TO 66	1	
22	111E-0808	CONNECTOR	6		60	12A-334	O RING	5	
23	112A-08	CONNECTOR	1		61	115D-04	FLUG	4	
24	8425	CLAMP	3		62	7306	WASHER	1	
25	9298	RUBBER PAD	4		63	12516	BODY	1	
26	9313 X 18	HOSE	2		64	12542	SPOOL	1	
27	9313 X 22	HOSE	2		65	50A-0506	BOLT	2	
28	9313 X 30	HOSE	2		66	14A-05	LOCKWASHER	2	
29	14369 X 94	HOSE	2	MODELS 720 THRU 730A	67	17200	SPACER	3	
30	14369 X 100	HOSE	2	MODELS 740 THRU 760	68	50A-0832	BOLT	3	
31	16773	LOCK VALVE	2		69	14C-08	FLATWASHER	3	
32	17942	TUBE	2		70	14A-08	LOCKWASHER	3	
33	17943	TUBE	2		71	30A-08	NUT	3	
34	27756	CLAMP	1		72	17202	DRIVE ARM ASSY.	1	
35	*42017	TUBE - L.H.	1	MODELS 720	73	27558	SPACER	1	
36	*42018	TUBE - R.H.	1	THRU 730A	74	50A-0516	BOLT	2	
37	*42031	TUBE - L.H.	1	MODELS 740	75	14A-05	LOCKWASHER	2	
38	*42032	TUBE - R.H.	1	THRU 760	76	30A-05	NUT	2	
					77		HYDRAULIC MANIFOLD ASSEMBLY	REF.	SECTION 4 PAGE 8



POWER TILT CYLINDER & CIRCUIT - MODEL 720 THRU 740A -

JANUARY 1988

FOR LIST OF PARTS - TURN THIS PAGE POUR LA LISTE DES PIÈCES - VOIR AU VERSO PARA LA LISTA DE LAS PIEZAS - VER AL VERSO

EFFECTIVE SERIAL NUMBERS) 18578, 18590, 18592 & UP
 NUMEROS) DE SÉRIE EFFECTIFS)
 NUMEROS) DE SERIE EFFECTIVOS)

700 SERIES
 SERIE 700

SECTION 2 PAGE 25
 SECCION 2 PAGINA 25

ISSUE No.
 N° D'ÉMISSION
 N° DE EDICION 3

USE ONLY CHAMPION APPROVED PARTS

SECTION SECCION 2		PAGE PAGINA 26	ISSUE No. N° D'ÉMISSION N° DE EDICION 3	POWER TILT CYLINDER & CIRCUIT - MODEL 720 THRU 740A			JANUARY 1988		
No. N° N°	PART No. N° DE PIÈCE N° DE PIEZA	DESCRIPTION DESCRIPTION DESCRIPCION	No. REQ N° REQ. N° REQ.	REMARKS REMARQUES NOTAS	No. N° N°	PART No. N° DE PIÈCE N° DE PIEZA	DESCRIPTION DESCRIPTION DESCRIPCION	No. REQ N° REQ. N° REQ.	REMARKS REMARQUES NOTAS
<u>CYLINDER ASSEMBLY</u>					<u>HYDRAULIC SWIVEL JOINT ASSEMBLY</u>				
1	42160	POWER TILT CYLINDER ASSY. - INCLUDES ITEMS 2 TO 14	2		37	14149	SWIVEL JOINT ASSY. - INCLUDES ITEMS 38 TO 44	1	
2	12A-216	O RING	1		38	12A-334	O RING	5	
3	*44243	O RING	1		39	115D-04	PLUG	4	
4	51A-1220	BOLT	1		40	7306	WASHER	1	
5	12164	ROD SEAL	1		41		BODY } NOT AVAILABLE	1	
6	12165	SEAL	2		42		SPOOL } SEPARATELY	1	
7	12166	WIPER	1		43	50A-0506	BOLT	2	
8	17605	CYLINDER NUT	1		44	14A-05	LOCKWASHER	2	
9	17607	GLAND	1		45	*46614	SPACER	3	
10	17613	WASHER	1		46	50A-0832	BOLT	3	
11	42122	PISTON	1		47	14A-08	LOCKWASHER	3	
12	42161	BARREL	1		48	30A-08	NUT	3	
13	42162	PISTON ROD ASSY.	1						
14	29A-02	GREASE FITTING	2						
	*42975	REPAIR KIT FOR 42160 CYLINDER ASSY. INCLUDES ITEMS 2 TO 7, & 10			49	*42180	DRIVE ARM ASSY.	1	
					50	*50A-0508	BOLT	2	
					51	14A-05	LOCKWASHER	2	
15	110R-0808	CONNECTOR	2		52	30A-05	NUT	2	
16	110Z-0808	CONNECTOR	2						
17	111A-0808	CONNECTOR	8		53		HYDRAULIC MANIFOLD ASSEMBLY	REF.	SECTION 4 PAGE 8
18	111B-0808	CONNECTOR	3						
19	111E-0808	CONNECTOR	7						
20	112A-08	CONNECTOR	1						
21	8425	CLAMP	3						
22	9298	RUBBER PAD	4						
23	9313 X 18	HOSE	2						
24	9313 X 22	HOSE	2						
25	9313 X 30	HOSE	2						
26	*9313 X 300	HOSE	1						
27	*14382 X 300	HOSE	1						
28	16773	LOCK VALVE	2						
29	17942	TUBE	2						
30	17943	TUBE	2						
31	27756	CLAMP	1						
32	*50D-0408	BOLT	4						
33	14A-04	LOCKWASHER	4						
34	50A-0624	BOLT	1						
35	14A-06	LOCKWASHER	3						
36	30A-06	NUT	3						

EFFECTIVE SERIAL NUMBERS)
NUMEROSI DE SERIE EFFECTIVIS)
NUMEROSI DE SERIE EFFECTIVOS)

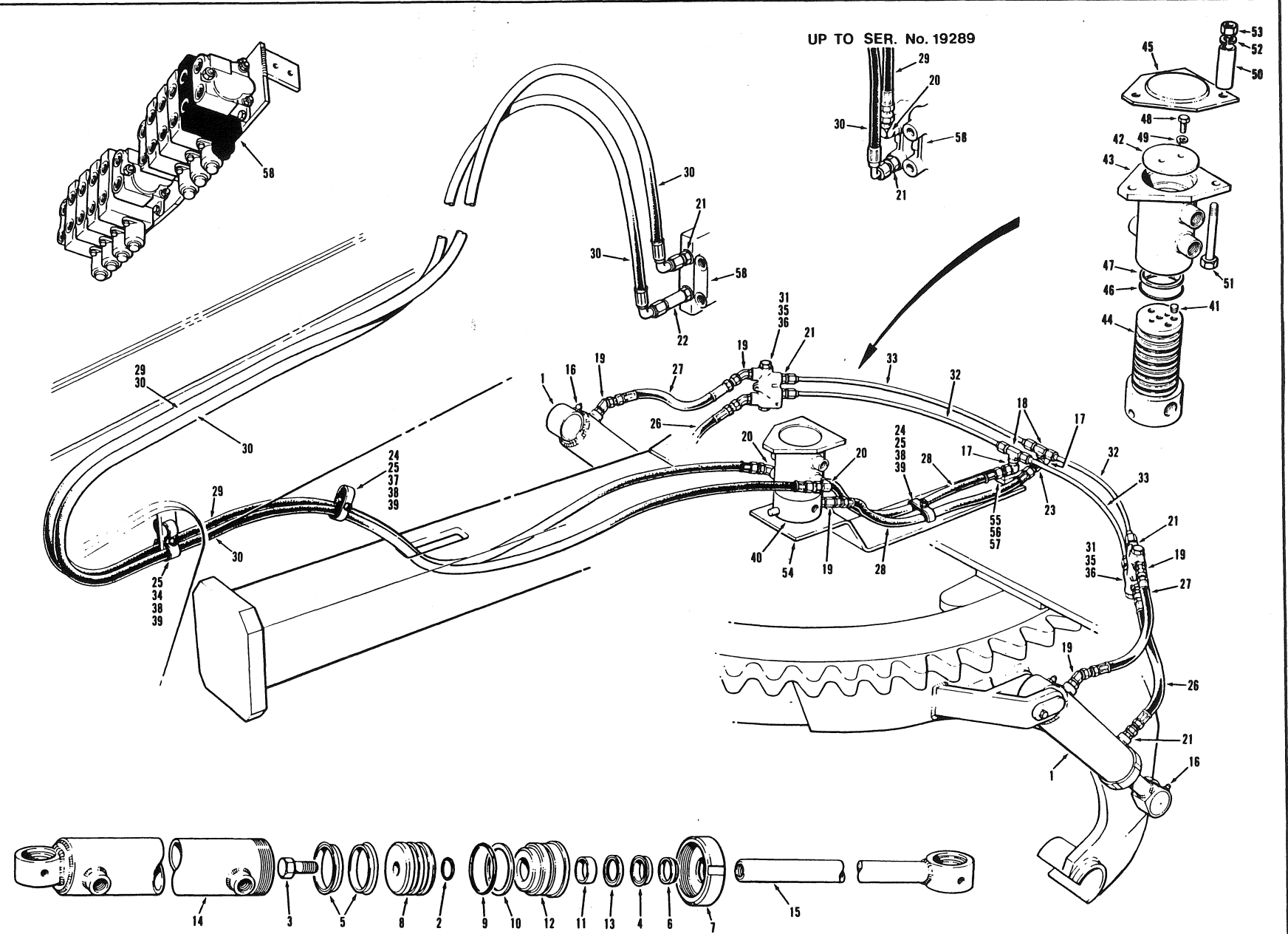
19237 & UP

700 SERIES
SERIE 700

SECTION
SECCION

2 PAGE
PAGINA

25



ISSUE No.
N° D'ÉMISSION
N° DE EDICION 4 REVISION A

POWER TILT CYLINDER & CIRCUIT - MODELS 720 THRU 740A

MARCH 1990

FOR LIST OF PARTS - TURN THIS PAGE

POUR LA LISTE DES PIÈCES - VOIR AU VERSO

PARA LA LISTA DE LAS PIEZAS - VER AL VERSO

USE ONLY CHAMPION ROAD MACHINERY APPROVED PARTS

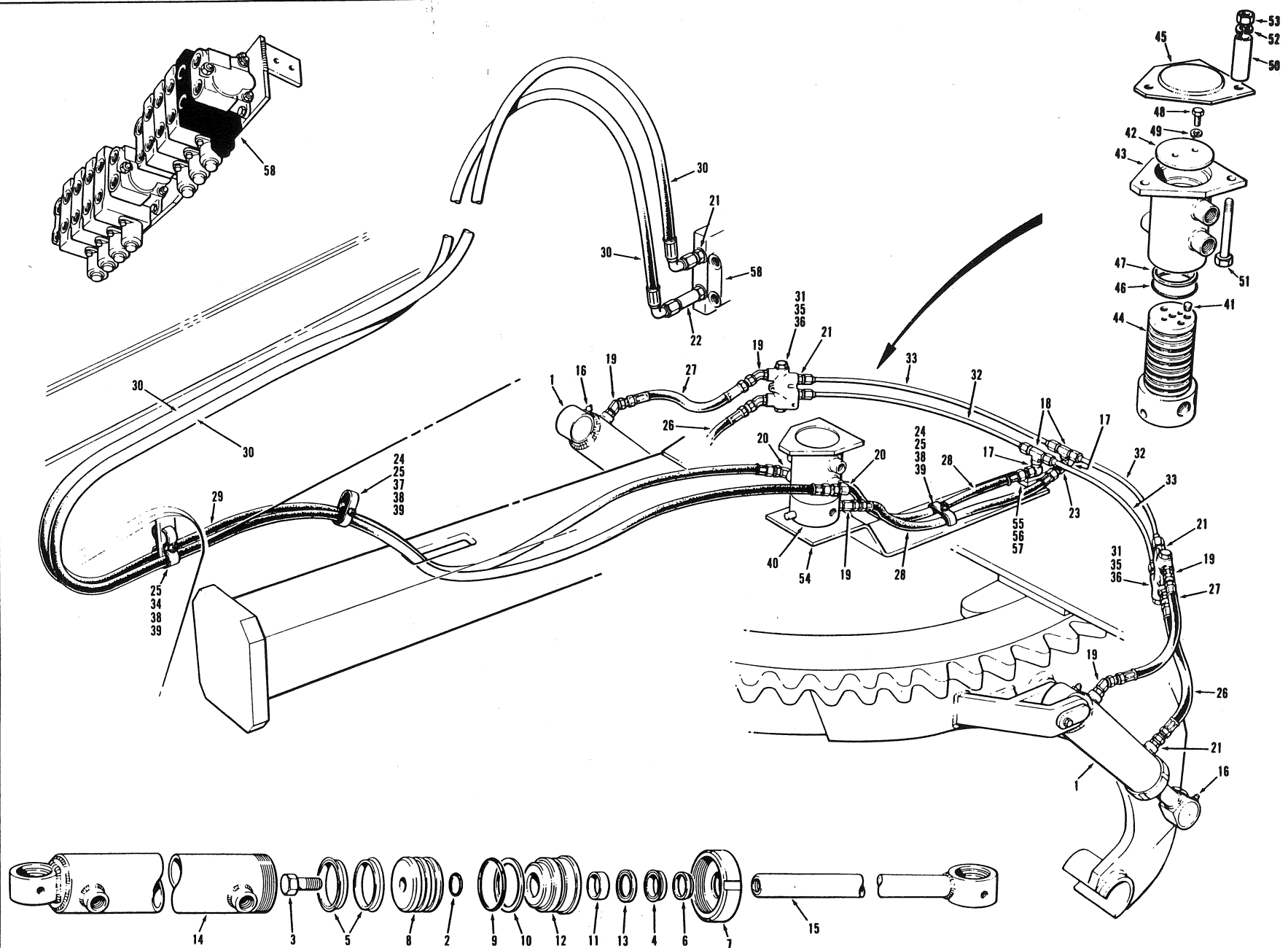
SECTION SECCION		PAGE PAGINA		ISSUE No. N° D'ÉMISSION N° DE EDICION		POWER TILT CYLINDER & CIRCUIT - MODELS 720 THRU 740A				MARCH 1990	
No. N° N°	PART No. N° DE PIÈCE N° DE PIEZA	DESCRIPTION DESCRIPTION DESCRIPCION	No. REQ. N° REQ. N° REQ.	REMARKS REMARQUES NOTAS	No. N° N°	PART No. N° DE PIECE N° DE PIEZA	DESCRIPTION DESCRIPTION DESCRIPCION	No. REQ. N° REQ. N° REQ.	REMARKS REMARQUES NOTAS		
		CYLINDER ASSEMBLY			HYDRAULIC SWIVEL JOINT ASSEMBLY						
1	46006	POWER TILT CYLINDER ASSEMBLY - INCLUDES ITEMS 2 TO 16	2		40	14149	SWIVEL JOINT ASSEMBLY - INCLUDES ITEMS 41 TO 44 & 46 TO 49	1			
	48870	REPAIR KIT FOR 46006 CYLINDER ASSEMBLY - INCLUDES ITEMS 2 TO 6, 9 TO 11 & 13			41	115D-04	PLUG	4			
2	12A-216	O-RING	1		42	7306	WASHER	1			
3	50A-1220	BOLT	1		43		BODY } NOT AVAILABLE	1			
4	12164	ROD SEAL	1		44		SPOOL } SEPARATELY	1			
5	12165	PISTON SEAL	2		45	*46617	COVER	1			
6	12166	WIPER	1		46	*52019	O-RING	5			
7	17605	CYLINDER NUT	1		47	*52020	BACK-UP RING	2			
8	42122	PISTON	1		48	50A-0506	BOLT	2			
9	44243	O-RING	1		49	14A-05	LOCKWASHER	2			
10	44343	BACK-UP RING	1		50	46614	SPACER	3			
11	44431	WEAR RING	1		51	50A-0832	BOLT	3			
12	45733	GLAND	1		52	14A-08	LOCKWASHER	3			
13	45889	BUFFER RING	1		53	30A-08	NUT	3			
14	46007	BARREL	1		54	42180	DRIVE ARM ASSEMBLY	1			
15	46015	PISTON ROD	1		55	50A-0508	BOLT	2			
16	29A-02	GREASE FITTING	2		56	14A-05	LOCKWASHER	2			
					57	30A-05	NUT	2			
17	110R-0808	CONNECTOR	2		58		HYDRAULIC MANIFOLD ASSEMBLY	REF.	SECTION 4 PAGE 8		
18	110Z-0808	CONNECTOR	2								
19	111A-0808	CONNECTOR	8								
20	111B-0808	CONNECTOR	2 or 3								
21	111E-0808	CONNECTOR	7								
22	111F-0808	CONNECTOR	1	S/N 19293 & UP							
23	112A-08	CONNECTOR	1								
24	8425	CLAMP	3								
25	9298	RUBBER PAD	4								
26	9313 x 18	HOSE	2								
27	9313 x 22	HOSE	2								
28	9313 x 30	HOSE	2								
29	9313 x 300	HOSE	1								
30	14382 x 300	HOSE	1 or 2	UP TO S/N 19289							
31	16773	LOCK VALVE	2								
32	17942	TUBE	2								
33	17943	TUBE	2								
34	27758	CLAMP	1								
35	50D-0408	BOLT	4								
36	14A-04	LOCKWASHER	4								
37	50A-0624	BOLT	1								
38	14A-06	LOCKWASHER	3								
39	30A-06	NUT	3								

EFFECTIVE SERIAL NUMBERS)
 NUMERO(S) DE SERIE EFFECTIF(S)
 NUMERO(S) DE SERIE EFFECTIVO(S)

20652 to 20662, 20664 & UP

700 SERIES
 SERIE 700

SECTION 2
 SECCION 2
 PAGE 25
 PAGINA 25



ISSUE No.
 N° D'ÉMISSION
 N° DE EDICION 5

POWER TILT CYLINDER & CIRCUIT - Models 720 thru 740A

MAY 1990

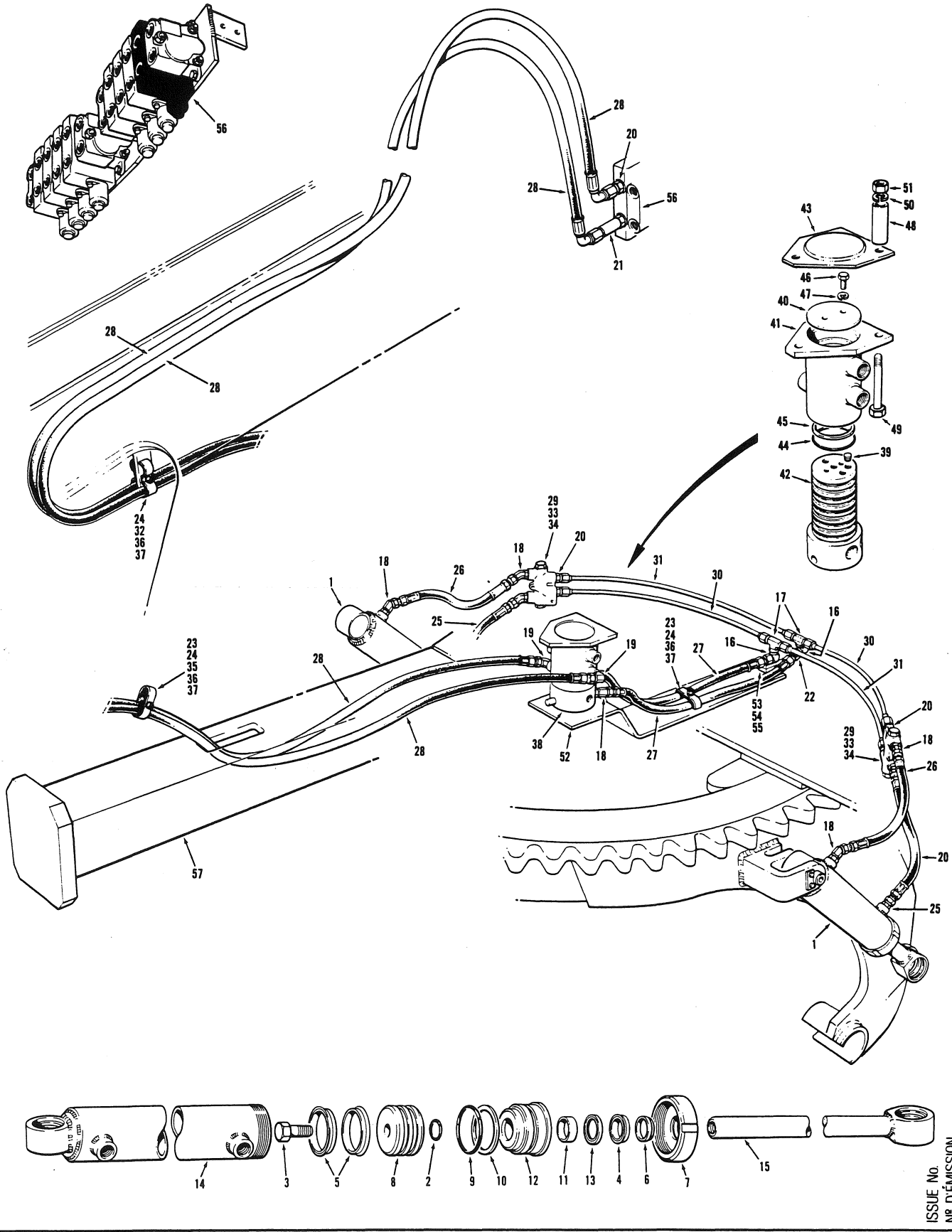
FOR LIST OF PARTS - TURN THIS PAGE

POUR LA LISTE DES PIÈCES - VOIR AU VERSO

PARA LA LISTA DE LAS PIEZAS - VER AL VERSO

USE ONLY CHAMPION ROAD MACHINERY APPROVED PARTS

SECTION SECCION		PAGE PAGINA		ISSUE No. N° D'ÉMISSION N° DE EDICION		POWER TILT CYLINDER & CIRCUIT - MODELS 720 THRU 740A			MAY 1990	
No. N° Nº	PART No. N° DE PIÈCE N° DE PIEZA	DESCRIPTION DESCRIPTION DESCRIPCION	No. REQ. N° REQ. N° REQ.	REMARKS REMARQUES NOTAS	No. N° Nº	PART No. N° DE PIÈCE N° DE PIEZA	DESCRIPTION DESCRIPTION DESCRIPCION	No. REQ. N° REQ. N° REQ.	REMARKS REMARQUES NOTAS	
		CYLINDER ASSEMBLY					HYDRAULIC SWIVEL JOINT ASSEMBLY			
1	*54874	POWER TILT CYLINDER ASSEMBLY - INCLUDES ITEMS 2 TO 16	2		40	14149	SWIVEL JOINT ASSEMBLY - INCLUDES ITEMS 41 TO 44 & 46 TO 49	1		
	48870	REPAIR KIT FOR 54874 CYLINDER ASSEMBLY - INCLUDES ITEMS 2 TO 6, 9 TO 11 & 13			41	115D-04	PLUG	4		
					42	7306	WASHER	1		
					43		BODY) NOT AVAILABLE	1		
					44		SPOOL) SEPARATELY	1		
2	12A-216	O-RING	1		45	46617	COVER	1		
3	50A-1220	BOLT	1		46	52019	O-RING	5		
4	12164	ROD SEAL	1		47	52020	BACK-UP RING	2		
5	12165	PISTON SEAL	2		48	50A-0506	BOLT	2		
6	12166	WIPER	1		49	14A-05	LOCKWASHER	2		
7	17605	CYLINDER NUT	1		50	46614	SPACER	3		
8	42122	PISTON	1		51	50A-0832	BOLT	3		
9	44243	O-RING	1		52	14A-08	LOCKWASHER	3		
10	44343	BACK-UP RING	1		53	30A-08	NUT	3		
11	*49394	WEAR RING	1							
12	*49393	GLAND	1		54	42180	DRIVE ARM ASSEMBLY	1		
13	45889	BUFFER RING	1		55	50A-0508	BOLT	2		
14	*54875	BARREL	1		56	14A-05	LOCKWASHER	2		
15	*54876	PISTON ROD	1		57	30A-05	NUT	2		
16	29A-02	GREASE FITTING	2							
17	110R-0808	CONNECTOR	2		58		HYDRAULIC MANIFOLD ASSEMBLY	REF.	SECTION 4	
18	110Z-0808	CONNECTOR	2						PAGE 8	
19	111A-0808	CONNECTOR	8							
20	111B-0808	CONNECTOR	2 or 3							
21	111E-0808	CONNECTOR	7							
22	111F-0808	CONNECTOR	1							
23	112A-08	CONNECTOR	1							
24	8425	CLAMP	3							
25	9298	RUBBER PAD	4							
26	9313 x 18	HOSE	2							
27	9313 x 22	HOSE	2							
28	9313 x 30	HOSE	2							
30	14382 x 300	HOSE	2							
31	*54527	LOCK VALVE	2							
32	17942	TUBE	2							
33	17943	TUBE	2							
34	27756	CLAMP	1							
35	50D-0408	BOLT	4							
36	14A-04	LOCKWASHER	4							
37	*50A-0614	BOLT	1							
38	14A-06	LOCKWASHER	3							
39	30A-06	NUT	3							



ISSUE No.
 N° D'ÉMISSION
 N° DE EDICION 6

EFFECTIVE SERIAL NUMBER(S) 21254 & UP
 NUMERO(S) DE SÉRIE EFFECTIF(S)
 NUMERO(S) DE SERIE EFECTIVO(S)

700 SERIES
 SERIE 700

SECTION 2 PAGE 25
 SECCION 2 PAGINA 25

SECTION SECCION		PAGE PAGINA		ISSUE No. N° D'ÉMISSION N° DE EDICION		POWER TILT CYLINDER & CIRCUIT - Models 720 thru 740A				FEBRUARY 1991	
No. N° N°	PART No. N° DE PIÈCE N° DE PIEZA	DESCRIPTION DÉSCRIPTION DESCRIPCION	No. REQ. N° REQ. N° REQ.	REMARKS REMARQUES NOTAS	No. N° N°	PART No. N° DE PIÈCE N° DE PIEZA	DESCRIPTION DÉSCRIPTION DESCRIPCION	No. REQ. N° REQ. N° REQ.	REMARKS REMARQUES NOTAS		
		CYLINDER ASSEMBLY					HYDRAULIC SWIVEL JOINT ASSEMBLY				
1	*59016	POWER TILT CYLINDER ASSEMBLY - INCLUDES ITEMS 2 to 15	2		38	14149	SWIVEL JOINT ASSEMBLY - INCLUDES ITEMS 39 to 42 & 44 to 47	1			
	48870	REPAIR KIT FOR 59016 - CYLINDER ASSEMBLY - INCLUDES ITEMS 2 to 6, 9 to 11 & 13	1 per		39	115D-04	PLUG	4			
					40	7306	WASHER	1			
2	12A-216	O-RING	1		41		BODY } NOT AVAILABLE SPOOL } SEPARATELY	1			
3	50A-1220	BOLT	1		42			1			
4	12164	ROD SEAL	1		43	46617	COVER	1			
5	12165	PISTON SEAL	2		44	52019	O-RING	5			
6	12166	WIPER	1		45	52020	BACK-UP RING	2			
7	17605	CYLINDER NUT	1		46	50A-0506	BOLT	2			
8	42122	PISTON	1		47	14A-05	LOCKWASHER	2			
9	44243	O-RING	1		48	46614	SPACER	3			
10	44343	BACK-UP RING	1		49	50A-0832	BOLT	3			
11	49394	WEAR RING	1		50	14A-08	LOCKWASHER	3			
12	49393	GLAND	1		51	30A-08	NUT	3			
13	45889	BUFFER RING	1		52	42180	DRIVE ARM ASSEMBLY	1			
14	*59017	BARREL	1		53	50A-0508	BOLT	2			
15	*59018	PISTON ROD	1		54	14A-05	LOCKWASHER	2			
					55	30A-05	NUT	2			
16	110R-0808	CONNECTOR	2								
17	110Z-0808	CONNECTOR	2		56		HYDRAULIC MANIFOLD ASSEMBLY	REF.	Sect 4 Pg 7		
18	111A-0808	CONNECTOR	8								
19	111B-0808	CONNECTOR	2 or 3		57		DRAWBAR ASSEMBLY	REF.	Sect 2 Pg 3		
20	111E-0808	CONNECTOR	7								
21	111F-0808	CONNECTOR	1								
22	112A-08	CONNECTOR	1								
23	8425	CLAMP	3								
24	9298	RUBBER PAD	4								
25	9313 x 18	HOSE	2								
26	9313 x 22	HOSE	2								
27	9313 x 30	HOSE	2								
28	14382 x 300	HOSE	2								
29	54527	LOCK VALVE	2								
30	17942	TUBE	2								
31	17943	TUBE	2								
32	27756	CLAMP	1								
33	50D-0408	BOLT	4								
34	14A-04	LOCKWASHER	4								
35	50A-0614	BOLT	1								
36	14A-06	LOCKWASHER	3								
37	30A-06	NUT	3								

CHAMPION ROAD MACHINERY

APRIL 1991

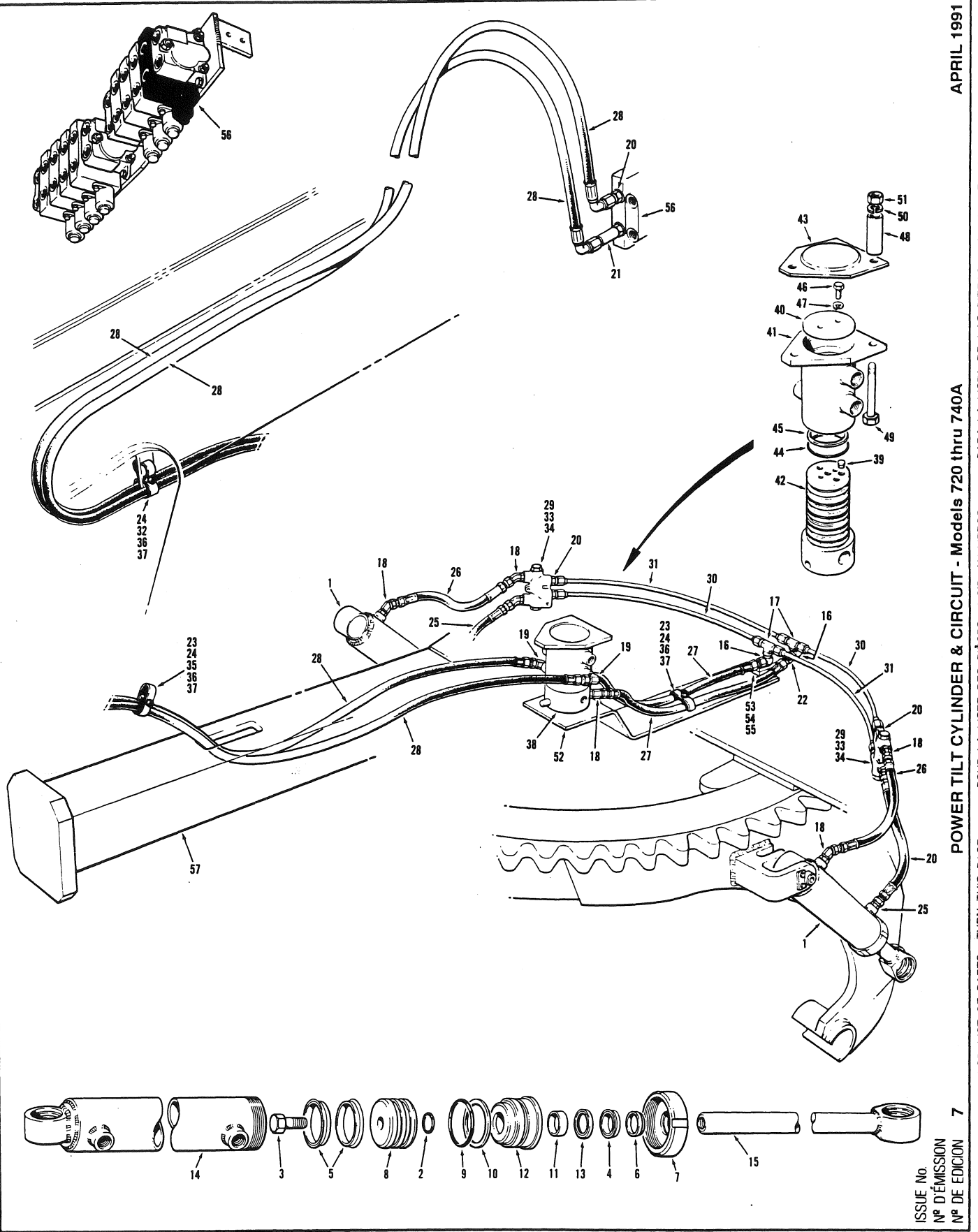
POWER TILT CYLINDER & CIRCUIT - Models 720 thru 740A

PARA LA LISTA DE LAS PIEZAS - VED AL VEDCO

POUR LA LISTE DES PIÉCES - VOIR AU VEDCO

FOR LIST OF PARTS - TURN THIS PAGE

7



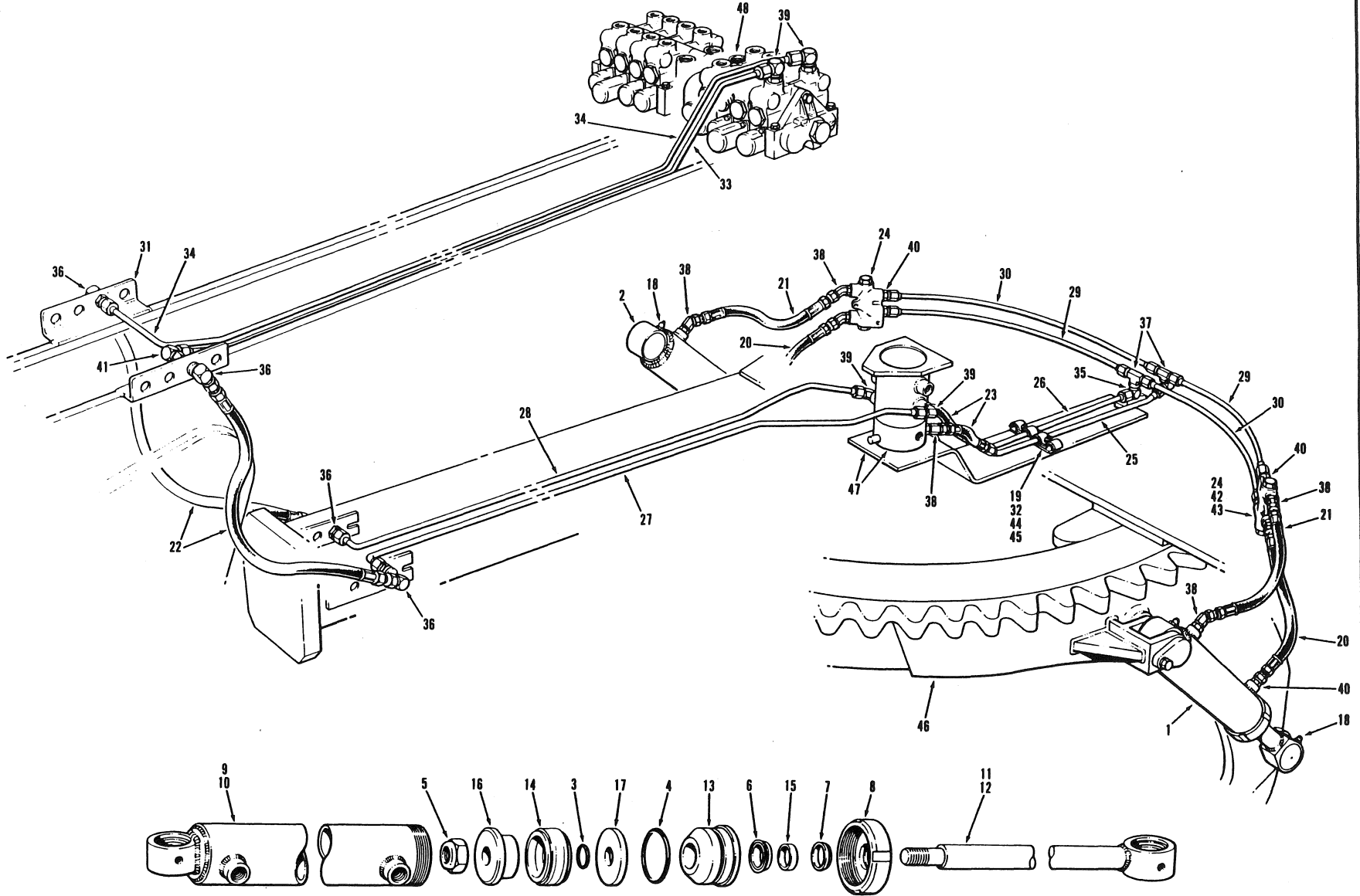
EFFECTIVE SERIAL NUMBER(S) 21283 & UP
 NUMERO(S) DE SÉRIE EFFECTIF(S)
 NUMERO(S) DE SERIE EFECTIVO(S)

700 SERIES
SERIE 700

SECTION 2 **PAGE 25**
SECCION 2 **PAGINA 25**

ISSUE No
 N° D'ÉMISSION
 N° DE EDICION

SECTION SECCION		PAGE PAGINA		ISSUE No. N° D'ÉMISSION N° DE EDICION		POWER TILT CYLINDER & CIRCUIT - Models 720 thru 740A				APRIL 1991	
No. N° N°	PART No. N° DE PIÈCE N° DE PIEZA	DESCRIPTION DESCRIPTION DESCRIPCION	No. REQ. N° REQ. N° REQ.	REMARKS REMARQUES NOTAS	No. N° N°	PART No. N° DE PIÈCE N° DE PIEZA	DESCRIPTION DESCRIPTION DESCRIPCION	No. REQ. N° REQ. N° REQ.	REMARKS REMARQUES NOTAS		
		CYLINDER ASSEMBLY					HYDRAULIC SWIVEL JOINT ASSEMBLY				
1	59016	POWER TILT CYLINDER ASSEMBLY - INCLUDES ITEMS 2 to 15	2		38	*58139	SWIVEL JOINT ASSEMBLY - INCLUDES ITEMS 39 to 42 & 44 to 47	1			
	48870	REPAIR KIT FOR 59016 - CYLINDER ASSEMBLY - INCLUDES ITEMS 2 to 6, 9 to 11 & 13	1 per		39	115D-04	PLUG	4			
2	12A-216	O-RING	1		40	7306	WASHER	1			
3	50A-1220	BOLT	1		41		BODY } NOT AVAILABLE	1			
4	12164	ROD SEAL	1		42		SPOOL } SEPARATELY	1			
5	12165	PISTON SEAL	2		43	46617	COVER	1			
6	12166	WIPER	1		44	*58327	O-RING	5			
7	17605	CYLINDER NUT	1		45	52020	BACK-UP RING	8			
8	42122	PISTON	1		46	50A-0506	BOLT	2			
9	44243	O-RING	1		47	14A-05	LOCKWASHER	2			
10	44343	BACK-UP RING	1		48	46614	SPACER	3			
11	49394	WEAR RING	1		49	50A-0832	BOLT	3			
12	49393	GLAND	1		50	14A-08	LOCKWASHER	3			
13	45889	BUFFER RING	1		51	30A-08	NUT	3			
14	59017	BARREL	1		52	42180	DRIVE ARM ASSEMBLY	1			
15	59018	PISTON ROD	1		53	50A-0508	BOLT	2			
16	110R-0808	CONNECTOR	2		54	14A-05	LOCKWASHER	2			
17	110Z-0808	CONNECTOR	2		55	30A-05	NUT	2			
18	111A-0808	CONNECTOR	8		56		HYDRAULIC MANIFOLD ASSEMBLY	REF.	Sect 4 Pg 7		
19	111B-0808	CONNECTOR	2 or 3		57		DRAWBAR ASSEMBLY	REF.	Sect 2 Pg 3		
20	111E-0808	CONNECTOR	7								
21	111F-0808	CONNECTOR	1								
22	112A-08	CONNECTOR	1								
23	8425	CLAMP	3								
24	9298	RUBBER PAD	4								
25	9313 x 18	HOSE	2								
26	9313 x 22	HOSE	2								
27	9313 x 30	HOSE	2								
28	14382 x 300	HOSE	2								
29	54527	LOCK VALVE	2								
30	17942	TUBE	2								
31	17943	TUBE	2								
32	27756	CLAMP	1								
33	50D-0408	BOLT	4								
34	14A-04	LOCKWASHER	4								
35	50A-0614	BOLT	1								
36	14A-06	LOCKWASHER	3								
37	30A-06	NUT	3								



EFFECTIVE SERIAL NUMBERS) 16224, 16245 & UP
 NUMEROS) DE SERIE EFFECTIF(S)
 NUMEROS) DE SERIE EFFECTIVOS)
 U.S. 2021-2 & UP

700 SERIES
 SERIE 700

SECTION 2 PAGE 27
 SECCION 2 PAGINA 27

ISSUE No.
 N° D'ÉMISSION
 N° DE EDICION 1

POWER TILT CYLINDER & CIRCUIT - MODEL 740 THRU 760 - OPTIONAL

OCTOBER 1984

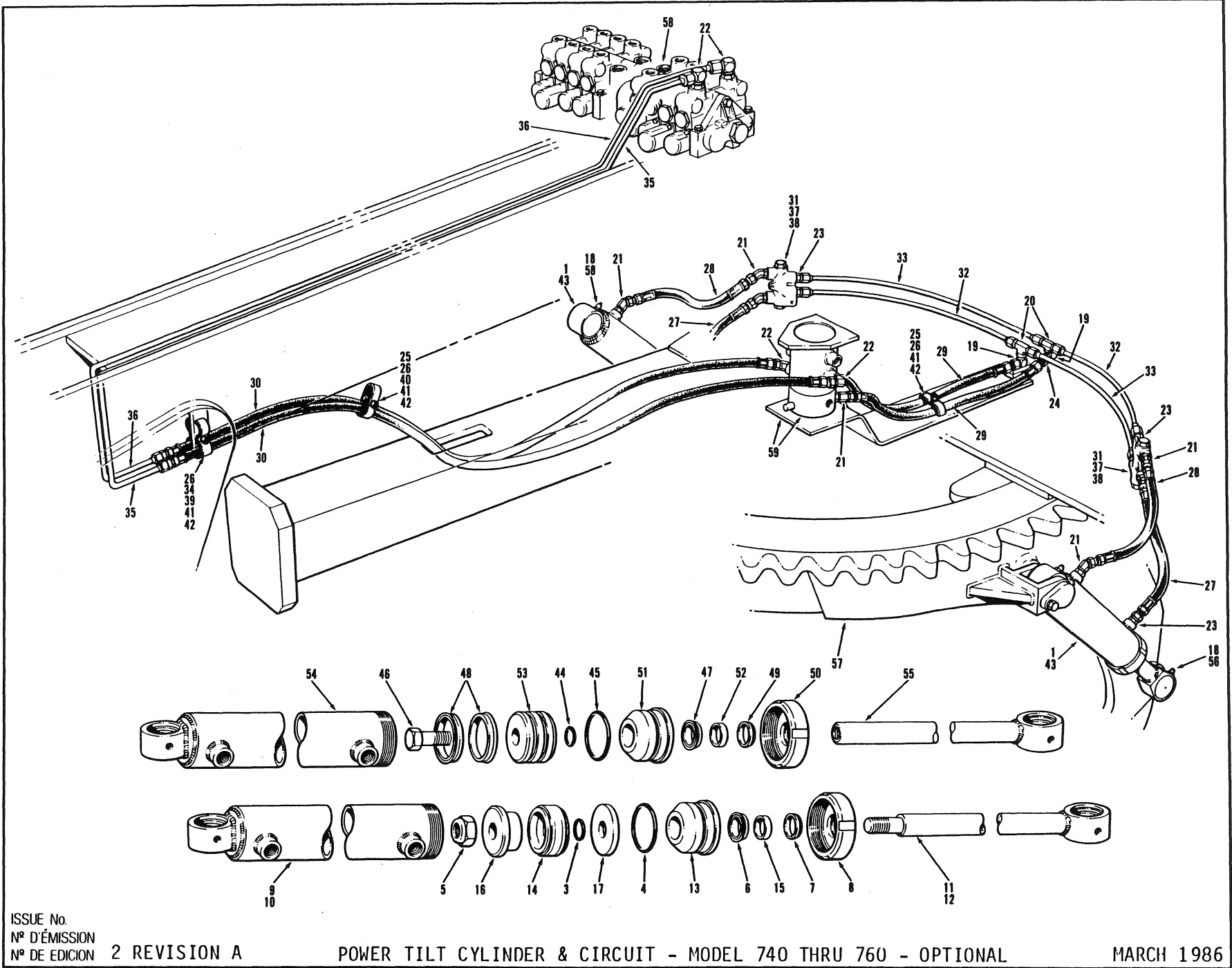
FOR LIST OF PARTS - TURN THIS PAGE

POUR LA LISTE DES PIÈCES - VOIR AU VERSO

DADA LA LISTA DE LAS PIEZAS - VER AL VERSO

SECTION 2		PAGE 28		ISSUE No. 1		POWER TILT CYLINDER & CIRCUIT - MODEL 740 THRU 760 - OPTIONAL				OCTOBER 1984	
SECCION 2		PAGINA 28		N° D'ÉMISSION 1		N° DE EDICION					
No. N° N°	PART No. N° DE PIÈCE N° DE PIEZA	DESCRIPTION DESCRIPTION DESCRIPCION	No. REQ. N° REQ. N° REQ.	REMARKS REMARQUES NOTAS	No. N° N°	PART No. N° DE PIÈCE N° DE PIEZA	DESCRIPTION DESCRIPTION DESCRIPCION	No. REQ. N° REQ. N° REQ.	REMARKS REMARQUES NOTAS		
1	30434	POWER TILT CYLINDER ASSEMBLY - L.H.	1		35	110R-0808	ELBOW	2			
2	30435	POWER TILT CYLINDER ASSEMBLY - R.H.	1		36	110W-0808	CONNECTOR	4			
3	12A-214	O RING	1		37	110Z-0808	TEE	2			
4	12A-334	O RING	1		38	111A-0808	CONNECTOR	8			
5	37H-16	LOCKNUT	1		39	111B-0808	CONNECTOR	4			
6	12164	ROD SEAL	1		40	111E-0808	CONNECTOR	6			
7	12166	WIPER	1		41	112B-0808	ELBOW	1			
8	17605	CYLINDER NUT	1		42	50A-0408	BOLT	4			
9	30436	CYLINDER BARREL - L.H.	1		43	14A-04	LOCKWASHER	4			
10	30437	CYLINDER BARREL - R.H.	1		44	14A-06	LOCKWASHER	1			
11	30438	PISTON ROD - L.H.	1		45	30A-06	NUT	1			
12	30439	PISTON ROD - R.H.	1								
13	35298	GLAND	1								
14	35303	PISTON SEAL	1		46		HEAVY CIRCLE ASSEMBLY	REF.	SECTION 2 PAGE 5/6		
15	35304	WEAR RING	1								
16	35538	PISTON	1								
17	35539	BACK-UP WASHER	1		47		DRIVE ARM ASSEMBLY SWIVEL JOINT ASSEMBLY	REF.	SECTION 2 PAGE 25/26		
18	29A-02	GREASE FITTING	2								
19	9298	RUBBER PAD	1		48		HYDRAULIC MANIFOLD ASSEMBLY	REF.	SECTION 4 PAGE 7/8		
20	9313 X 18	HOSE	2								
21	9313 X 22	HOSE	2								
22	9313 X 42	HOSE	2								
23	14369 X 10.5	HOSE	2								
24	16773	LOCK VALVE	2								
25	17431	TUBE - L.H.	1								
26	17432	TUBE - R.H.	1								
27	17519	TUBE - L.H.	1								
28	17520	TUBE - R.H.	1								
29	17942	TUBE	2								
30	17943	TUBE	2								
31	27133	BRACKET	2	REPAIR PART							
32	27756	CLAMP	1								
33	40239	TUBE - L.H.	1								
34	40240	TUBE - R.H.	1								

CHAMPION ROAD MACHINERY



EFFECTIVE SERIAL NUMBERS (S)
 NUMEROS DE SERIE EFFECTIFS (S)
 NUMEROS DE SERIE EFFECTIVOS (S)
 U.S. 2420-2 & UP

16806 & UP

700 SERIES
 SERIE 700

SECTION
 SECTION

2

PAGE
 PAGINA

27

ISSUE No.
 N° D'ÉMISSION
 N° DE EDICION

2 REVISION A

POWER TILT CYLINDER & CIRCUIT - MODEL 740 THRU 760 - OPTIONAL

MARCH 1986

FOR LIST OF PARTS - TURN THIS PAGE

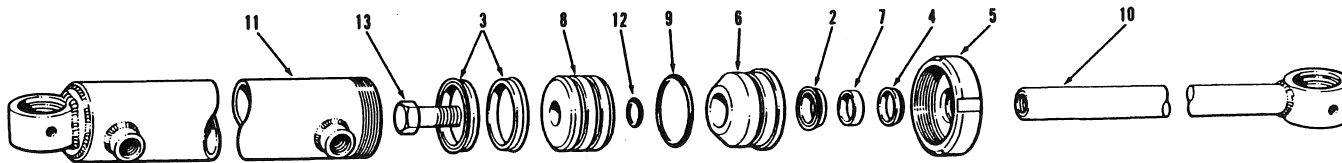
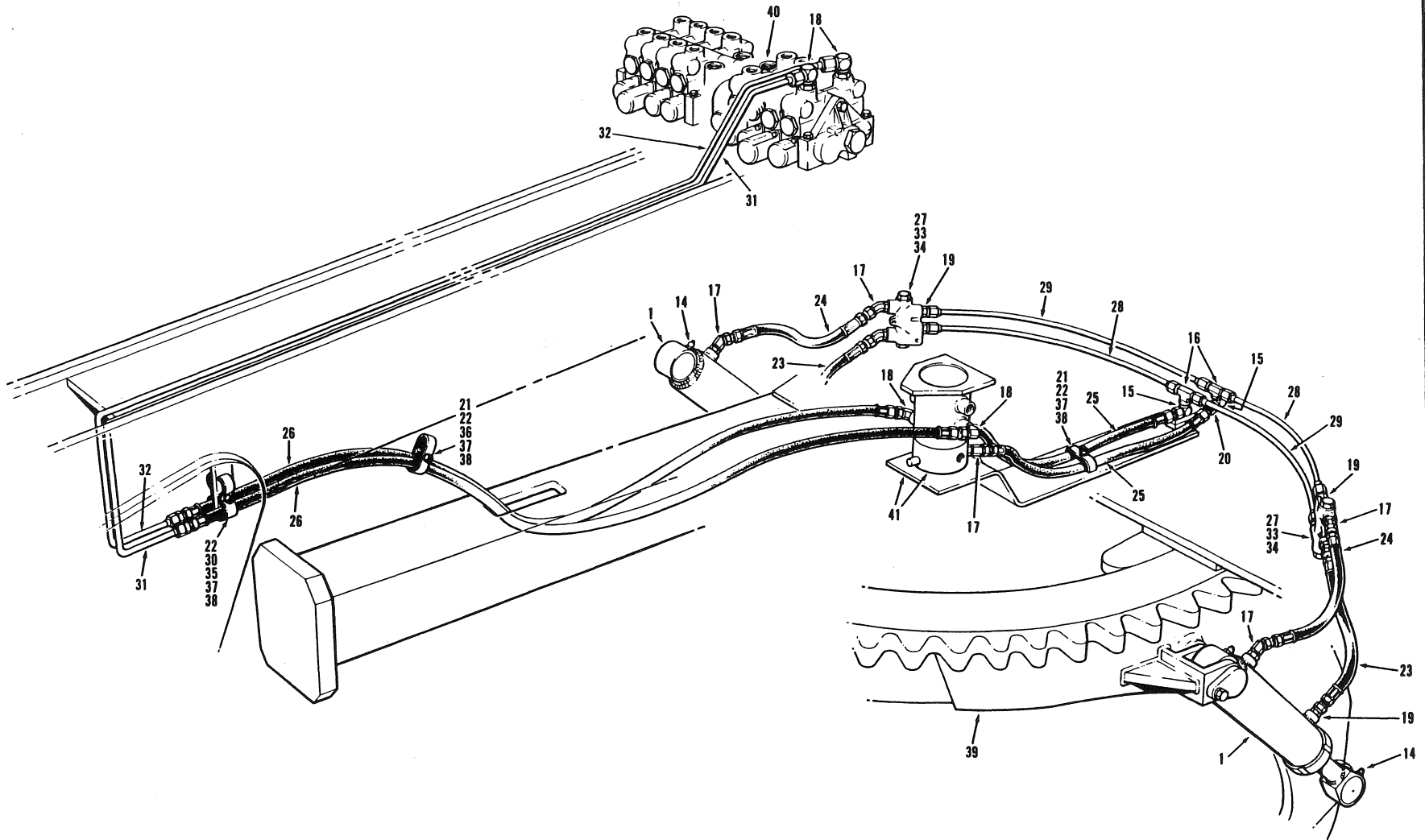
POUR LA LISTE DES PIÈCES - VOIR AU VERSO

PARA LA LISTA DE LAS PIEZAS - VEA AL VERSO

USE ONLY CHAMPION APPROVED PARTS

SECTION SECCION 2		PAGE PAGINA 28	ISSUE No. N° D'ÉMISSION N° DE EDICION	2 REVISION A		POWER TILT CYLINDER & CIRCUIT - OPTIONAL MODEL 740 THRU 760			MARCH 1986	
No. N° N°	PART No. N° DE PIÉCE N° DE PIEZA	DESCRIPTION DÉSCRIPTION DESCRIPCION	No. REQ. N° REQ. N° REQ.	REMARKS REMARQUES NOTAS	No. N° N°	PART No. N° DE PIÉCE N° DE PIEZA	DESCRIPTION DÉSCRIPTION DESCRIPCION	No. REQ. N° REQ. N° REQ.	REMARKS REMARQUES NOTAS	
<u>POWER TILT CYLINDER - LOCKNUT VERSION</u>					37	50A-0408	BOLT	4		
1	30434	POWER TILT CYLINDER ASSEMBLY - L.H.	1		38	14A-04	LOCKWASHER	4		
2	30435	POWER TILT CYLINDER ASSEMBLY - R.H.	1		39	50A-0620	BOLT	1		
3	12A-214	O RING	1		40	50A-0624	BOLT	1		
4	12A-334	O RING	1		41	14A-06	LOCKWASHER	3		
5	37H-16	LOCKNUT	1		42	30A-06	NUT	3		
6	12164	ROD SEAL	1				<u>MODIFIED POWER TILT CYLINDER</u>			
7	12166	WIPER	1							
8	17605	CYLINDER NUT	1		43	42484	POWER TILT CYLINDER ASSEMBLY	2		
9	30436	CYLINDER BARREL - L.H.	1		44	12A-216	O RING	1		
10	30437	CYLINDER BARREL - R.H.	1		45	12A-334	O RING	1		
11	30438	PISTON ROD - L.H.	1		46	51A-1220	BOLT	1		
12	30439	PISTON ROD - R.H.	1		47	12164	ROD SEAL	1		
13	35298	GLAND	1		48	*12165	PISTON SEAL	2		
14	35303	PISTON SEAL	1		49	12166	WIPER	1		
15	35304	WEAR RING	1		50	17605	CYLINDER NUT	1		
16	35538	PISTON	1		51	35298	GLAND	1		
17	35539	BACK-UP WASHER	1		52	35304	WEAR RING	1		
18	29A-02	GREASE FITTING	2		53	*42122	PISTON	1		
	44136	REPAIR KIT FOR 30434 & 30435 CYLINDER ASSY. - INCLUDES ITEMS 3,4,5,6,7 & 15			54	42485	CYLINDER BARREL	1		
					55	42486	PISTON ROD	1		
					56	29A-02	GREASE FITTING	2		
19	110R-0808	CONNECTOR	2			42975	REPAIR KIT FOR 42484 CYLINDER ASSY. - INCLUDES ITEMS 44 TO 49 & 52	A.R.		
20	110Z-0808	CONNECTOR	2							
21	111A-0808	CONNECTOR	8							
22	111B-0808	CONNECTOR	4		57		HEAVY CIRCLE ASSEMBLY	REF.	SECTION 2 PAGE 6	
23	111E-0808	CONNECTOR	6							
24	112A-08	CONNECTOR	1							
25	8425	CLAMP	3		58		HYDRAULIC MANIFOLD ASSEMBLY	REF.	SECTION 4 PAGE 8	
26	9298	RUBBER PAD	4							
27	9313 X 18	HOSE	2							
28	9313 X 22	HOSE	2		59		HYDRAULIC SWIVEL JOINT ASSEMBLY & DRIVE ARM ASSEMBLY	REF.	SECTION 2 PAGE 26	
29	9313 X 30	HOSE	2							
30	14369 X 100	HOSE	2							
31	16773	LOCK VALVE	2							
32	17942	TUBE	2							
33	17943	TUBE	2							
34	27756	CLAMP	2							
35	42031	TUBE - L.H.	1							
36	42032	TUBE - R.H.	1							

CHAMPION ROAD MACHINERY



ISSUE No.
N° D'ÉMISSION
N° DE EDICION 3

POWER TILT CYLINDER & CIRCUIT - MODEL 780 & 780A - OPTIONAL ON MODEL 740 & 740A

APRIL 1987

FOR LIST OF PARTS - TURN THIS PAGE

POUR LA LISTE DES PIÈCES - VOIR AU VERSO

PARA LA LISTA DE LAS PIEZAS - VER AL VERSO

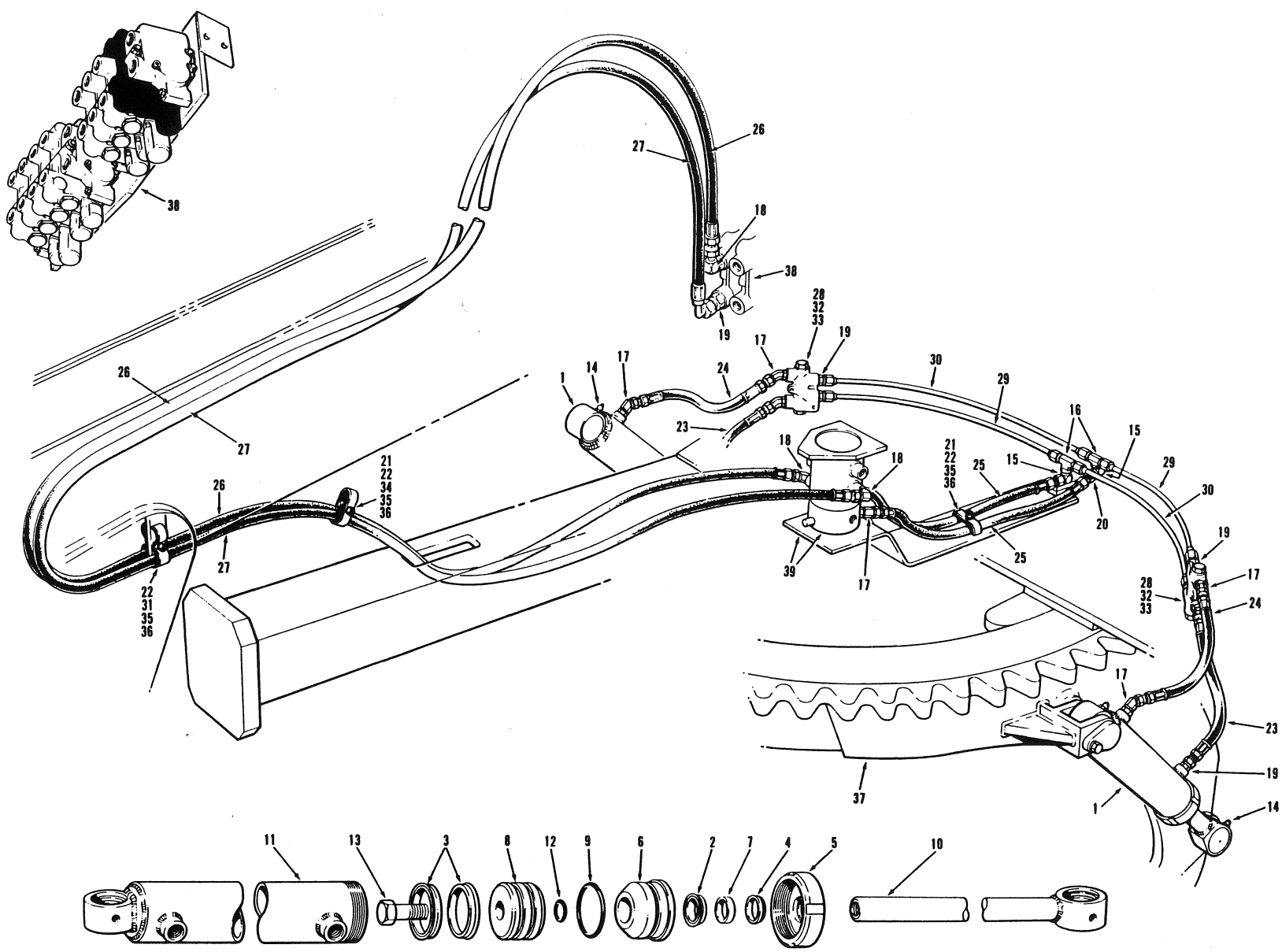
EFFECTIVE SERIAL NUMBERS 17430 & UP
NUMEROS DE SERIE EFFECTIFS
NUMEROS DE SERIE EFFECTIVOS

700 SERIES
SERIE 700

SECTION 2 PAGE
SECCION 2 PAGINA
27

USE ONLY CHAMPION ROAD MACHINERY APPROVED PARTS

SECTION SECCION		PAGE PAGINA	ISSUE No. N° D'ÉMISSION N° DE EDICION	POWER TILT CYLINDER & CIRCUIT - MODEL 780 & 780A - OPTIONAL ON MODEL 740 & 740A -				APRIL 1987	
No. N° N°	PART No. N° DE PIÈCE N° DE PIEZA	DESCRIPTION DÉSCRIPTION DESCRIPCION	No. REQ. N° REQ. N° REQ.	REMARKS REMARQUES NOTAS	No. N° N°	PART No. N° DE PIECE N° DE PIEZA	DESCRIPTION DÉSCRIPTION DESCRIPCION	No. REQ. N° REQ. N° REQ.	REMARKS REMARQUES NOTAS
<u>POWER TILT CYLINDER</u>									
1	*45661	POWER TILT CYLINDER ASSEMBLY - INCLUDES ITEMS 2 TO 14	2		39		HEAVY CIRCLE ASSEMBLY	REF.	SECTION 2 PAGE 6
2	12164	ROD SEAL	1		40		HYDRAULIC MANIFOLD ASSEMBLY	REF.	SECTION 4 PAGE 8
3	12165	PISTON SEAL	2						
4	12166	WIPER	1						
5	17605	CYLINDER NUT	1		41		HYDRAULIC SWIVEL JOINT ASSEMBLY & DRIVE ARM ASSEMBLY	REF.	SECTION 2 PAGE 26
6	35298	GLAND	1						
7	35304	WEAR RING	1						
8	42122	PISTON	1						
9	*44243	O RING	1						
10	*45647	PISTON ROD	1						
11	*45668	CYLINDER BARREL	1						
12	12A-216	O RING	1						
13	51A-1220	BOLT	1						
14	29A-02	GREASE FITTING	2						
	42975	REPAIR KIT FOR 42484 CYLINDER ASSY. - INCLUDES ITEMS 2,3,4,9,12 & 13	A.R.						
15	110R-0808	CONNECTOR	2						
16	110Z-0808	CONNECTOR	2						
17	111A-0808	CONNECTOR	8						
18	111B-0808	CONNECTOR	4						
19	111E-0808	CONNECTOR	6						
20	112A-08	CONNECTOR	1						
21	8425	CLAMP	3						
22	9298	RUBBER PAD	4						
23	9313 X 18	HOSE	2						
24	9313 X 22	HOSE	2						
25	9313 X 30	HOSE	2						
26	14369 X 100	HOSE	2						
27	16773	LOCK VALVE	2						
28	17942	TUBE	2						
29	17943	TUBE	2						
30	27756	CLAMP	2						
31	42031	TUBE - L.H.	1						
32	42032	TUBE - R.H.	1						
33	50A-0408	BOLT	4						
34	14A-04	LOCKWASHER	4						
35	50A-0620	BOLT	1						
36	50A-0624	BOLT	1						
37	14A-06	LOCKWASHER	3						
38	30A-06	NUT	3						



EFFECTIVE SERIAL NUMBERS) 18578, 18590, 18592 & UP
 NUMEROS) DE SERIE EFFECTIFS)
 NUMEROS) DE SERIE EFFECTIVOS)

700 SERIES
 SERIE 700

SECTION 2 PAGE 27
 SECCION 2 PAGINA 27

ISSUE No.
 N° D'ÉMISSION
 N° DE EDICION 4

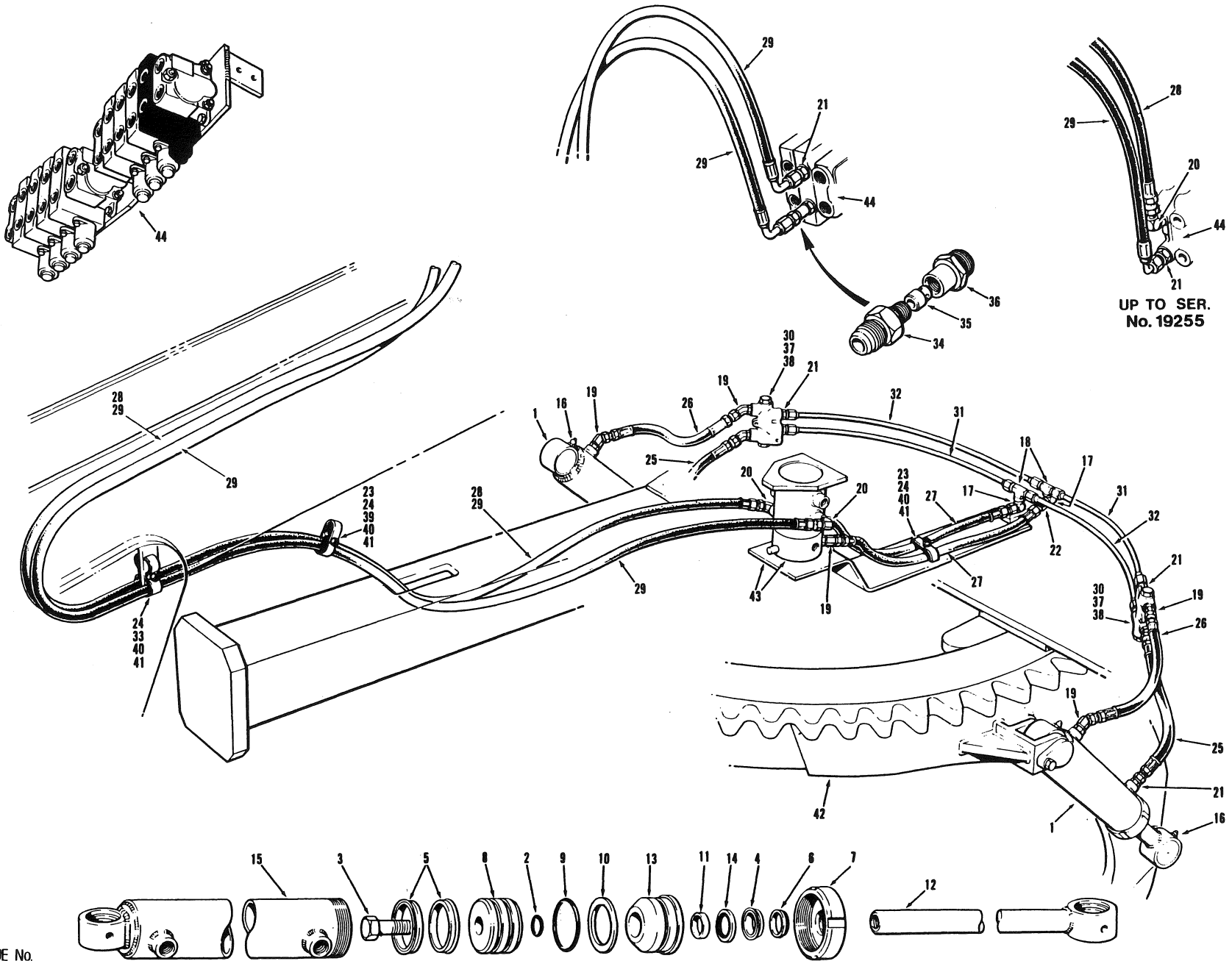
POWER TILT CYLINDER & CIRCUIT - MODEL 750 THRU 780A
 - OPTIONAL ON MODEL 740 & 740A -

JANUARY 1988

FOR LIST OF PARTS - TURN THIS PAGE POUR LA LISTE DES PIÈCES - VOIR AU VERSO PARA LA LISTA DE LAS PIEZAS - VER AL VERSO

SECTION SECCION		PAGE PAGINA	ISSUE No. N° D'ÉMISSION N° DE EDICION	POWER TILT CYLINDER & CIRCUIT - MODEL 750 THRU 780A - OPTIONAL ON MODEL 740 & 740A -			JANUARY 1988		
No. N° N°	PART No. N° DE PIÈCE N° DE PIEZA	DESCRIPTION DESCRIPTION DESCRIPCION	No. REQ. N° REQ. N° REQ.	REMARKS REMARQUES NOTAS	No. N° N°	PART No. N° DE PIÈCE N° DE PIEZA	DESCRIPTION DESCRIPTION DESCRIPCION	No. REQ. N° REQ. N° REQ.	REMARKS REMARQUES NOTAS
<u>POWER TILT CYLINDER</u>									
1	45661	POWER TILT CYLINDER ASSEMBLY - INCLUDES ITEMS 2 TO 14	2		37		HEAVY CIRCLE ASSEMBLY	REF.	SECTION 2 PAGE 6
2	12164	ROD SEAL	1		38		HYDRAULIC MANIFOLD ASSEMBLY	REF.	SECTION 4 PAGE 8
3	12165	PISTON SEAL	2						
4	12166	WIPER	1						
5	17605	CYLINDER NUT	1		39		HYDRAULIC SWIVEL JOINT ASSEMBLY & DRIVE ARM ASSEMBLY	REF.	SECTION 2 PAGE 26
6	35298	GLAND	1						
7	35304	WEAR RING	1						
8	42122	PISTON	1						
9	44243	O RING	1						
10	45647	PISTON ROD	1						
11	45668	CYLINDER BARREL	1						
12	12A-216	O RING	1						
13	51A-1220	BOLT	1						
14	29A-02	GREASE FITTING	2						
	42975	REPAIR KIT FOR 45661 CYLINDER ASSY. - INCLUDES ITEMS 2,3,4,9,12 & 13	A.R.						
15	110R-0808	CONNECTOR	2						
16	110Z-0808	CONNECTOR	2						
17	111A-0808	CONNECTOR	8						
18	111B-0808	CONNECTOR	3						
19	111E-0808	CONNECTOR	7						
20	112A-08	CONNECTOR	1						
21	8425	CLAMP	3						
22	9298	RUBBER PAD	4						
23	9313 X 18	HOSE	2						
24	9313 X 22	HOSE	2						
25	9313 X 30	HOSE	2						
26	*9313 X 300	HOSE	1						
27	*14382 X 300	HOSE	1						
28	16773	LOCK VALVE	2						
29	17942	TUBE	2						
30	17943	TUBE	2						
31	27756	CLAMP	2						
32	*50D-0408	BOLT	4						
33	14A-04	LOCKWASHER	4						
34	50A-0624	BOLT	1						
35	14A-06	LOCKWASHER	3						
36	30A-06	NUT	3						

CHAMPION ROAD MACHINERY



UP TO SER.
No. 19255

ISSUE No.
N° D'ÉMISSION
N° DE EDICION

5 REVISION A

POWER TILT CYLINDER & CIRCUIT - MODELS 750 THRU 780A

MARCH 1989

FOR LIST OF PARTS - TURN THIS PAGE

POUR LA LISTE DES PIÈCES - VOIR AU VERSO

PARA LA LISTA DE LAS PIEZAS - VER AL VERSO

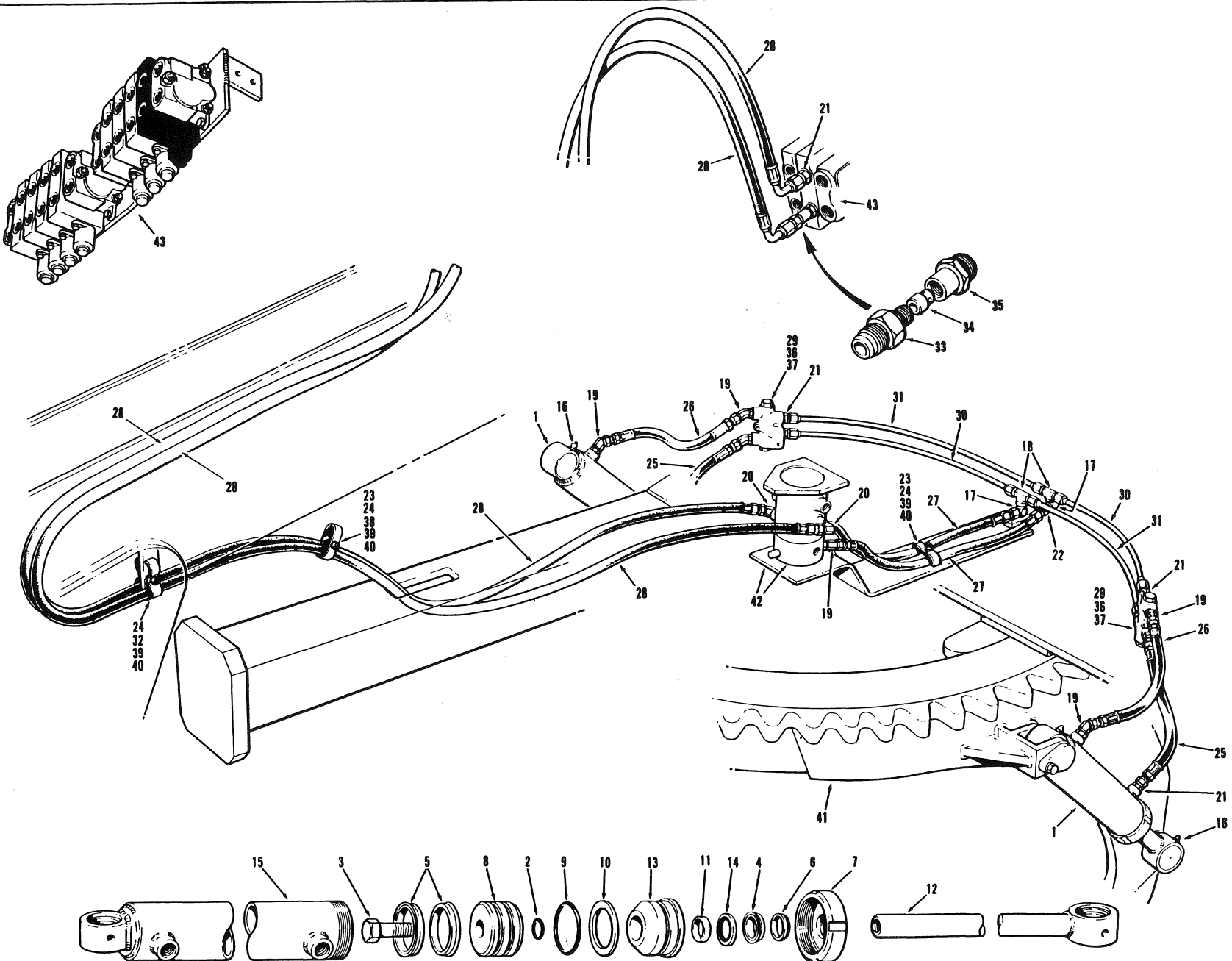
USE ONLY CHAMPION APPROVED PARTS

EFFECTIVE SERIAL NUMBERS) 19162 & UP
NUMEROS) DE SERIE EFFECTIFS)
NUMEROS) DE SERIE EFFECTIVOS)

700 SERIES
SERIE 700

SECTION 2 PAGE 27
SECCION 2 PAGINA 27

SECTION SECCION		PAGE PAGINA		ISSUE No. N° D'ÉMISSION N° DE EDICION		POWER TILT CYLINDER & CIRCUIT - MODELS 750 THRU 780A				MARCH 1989	
2		28		5 REVISION A							
No. N° Nº	PART No. N° DE PIÈCE N° DE PIEZA	DESCRIPTION DÉSCRIPTION DESCRIPCION	No. REQ. N° REQ. N° REQ.	REMARKS REMARQUES NOTAS	No. N° Nº	PART No. N° DE PIECE N° DE PIEZA	DESCRIPTION DÉSCRIPTION DESCRIPCION	No. REQ. N° REQ. N° REQ.	REMARKS REMARQUES NOTAS		
1	45973	POWER TILT CYLINDER ASSEMBLY - INCLUDES ITEMS 2 TO 16	2		29	14382x300	HOSE	1 or 2			
2	12A-216	O RING	1		30	16773	LOCK VALVE	2			
3	50A-1220	BOLT	1		31	17942	TUBE	2			
4	12164	ROD SEAL	1		32	17943	TUBE	2			
5	12165	PISTON SEAL	2		33	27756	CLAMP	2			
6	12166	WIPER RING	1		34	*48552	O RING ADAPTER	1	} S/N 19292 & UP		
7	17605	CYLINDER NUT	1		35	*49368	RESTRICTING ORIFICE	1			
8	42122	PISTON	1		36	*49369	ORIFICE BODY	1			
9	44243	O RING	1								
10	44343	BACK-UP RING	1		37	50D-0408	BOLT	4			
11	44431	WEAR RING	1		38	14A-04	LOCKWASHER	4			
12	44713	PISTON ROD	1		39	50A-0624	BOLT	1			
13	45733	GLAND	1		40	14A-06	LOCKWASHER	4			
14	45889	BUFFER RING	1		41	30A-06	NUT	4			
15	45974	CYLINDER BARREL	1								
16	29A-02	GREASE FITTING	2		42		HEAVY CIRCLE ASSEMBLY	REF.	SECTION 2 PAGE 6		
	48870	REPAIR KIT FOR 45973 CYLINDER ASSEMBLY - INCLUDES ITEMS 2 TO 6, 9 TO 11 & 14	A.R.		43		HYDRAULIC SWIVEL JOINT ASSEMBLY	REF.	SECTION 2 PAGE 26		
					44		HYDRAULIC MANIFOLD ASSEMBLY	REF.	SECTION 4 PAGE 8		
17	110R-0808	CONNECTOR	2								
18	110Z-0808	CONNECTOR	2								
19	111A-0808	CONNECTOR	8								
20	111B-0808	CONNECTOR	2 or 3								
21	111E-0808	CONNECTOR	7								
22	112A-08	CONNECTOR	1								
23	8425	CLAMP	2								
24	9298	RUBBER PAD	7								
25	9313x18	HOSE	2								
26	9313x22	HOSE	2								
27	9313x30	HOSE	2								
28	9313x300	HOSE	1	UP TO S/N 19255							



ISSUE No.
N° D'ÉMISSION
N° DE EDICION 6

POWER TILT CYLINDER & CIRCUIT - Models 750 thru 780A

JUNE 1990

FOR LIST OF PARTS - TURN THIS PAGE

POUR LA LISTE DES PIÈCES - VOIR AU VERSO

PARA LA LISTA DE LAS PIEZAS - VER AL VERSO

EFFECTIVE SERIAL NUMBER(S)
NUMEROS(S) DE SÉRIE EFFECTIF(S)
NUMEROS(S) DE SÉRIE EFFECTIVOS

20658 & UP

700 SERIES
SÉRIE 700

SECTION 2
SECTION 2
PAGE 27
PAGINA 27

SECTION SECCION		PAGE PAGINA		ISSUE No. N° D'ÉMISSION N° DE EDICION		POWER TILT CYLINDER & CIRCUIT - Models 750 thru 780A				JUNE 1990	
No. N° N°	PART No. N° DE PIÈCE N° DE PIEZA	DESCRIPTION DESCRIPTION DESCRIPCION	No. REQ. N° REQ. N° REQ.	REMARKS REMARQUES NOTAS	No. N° N°	PART No. N° DE PIECE N° DE PIEZA	DESCRIPTION DESCRIPTION DESCRIPCION	No. REQ. N° REQ. N° REQ.	REMARKS REMARQUES NOTAS		
1	45973	POWER TILT CYLINDER ASSEMBLY - INCLUDES ITEMS 2 TO 16	2		28	14382 x 300	HOSE	2			
	48870	REPAIR KIT FOR 45973 - CYLINDER ASSEMBLY - INCLUDES ITEMS 2 TO 6, 9 TO 11 & 14	1 ea.		29	*54527	LOCK VALVE	2			
					30	17942	TUBE	2			
					31	17943	TUBE	2			
					32	27756	CLAMP	2			
2	12A-216	O RING	1								
3	50A-1220	BOLT	1		33	48552	O RING ADAPTER	1			
4	12164	ROD SEAL	1		34	49368	RESTRICTING ORIFICE	1			
5	12165	PISTON SEAL	2		35	49369	ORIFICE BODY	1			
6	12166	WIPER RING	1								
7	17605	CYLINDER NUT	1		36	50D-0408	BOLT	4			
8	42122	PISTON	1		37	14A-04	LOCKWASHER	4			
9	44243	O RING	1		38	50A-0624	BOLT	1			
10	44343	BACK-UP RING	1		39	14A-06	LOCKWASHER	4			
11	*49394	WEAR RING	1		40	30A-06	NUT	4			
12	44713	PISTON ROD	1								
13	*49393	GLAND	1		41		HEAVY CIRCLE ASSEMBLY	REF.	SECTION 2 PAGE 6		
14	45889	BUFFER RING	1								
15	45974	CYLINDER BARREL	1		42		HYDRAULIC SWIVEL JOINT ASSEMBLY	REF.	SECTION 2 PAGE 28		
16	29A-02	GREASE FITTING	2		43		HYDRAULIC MANIFOLD ASSEMBLY	REF.	SECTION 4 PAGE 8		
17	110R-0808	CONNECTOR	2								
18	110Z-0808	CONNECTOR	2								
19	111A-0808	CONNECTOR	8								
20	111B-0808	CONNECTOR	2								
21	111E-0808	CONNECTOR	7								
22	112A-08	CONNECTOR	1								
23	8425	CLAMP	2								
24	9298	RUBBER PAD	7								
25	9313 x 18	HOSE	2								
26	9313 x 22	HOSE	2								
27	9313 x 30	HOSE	2								